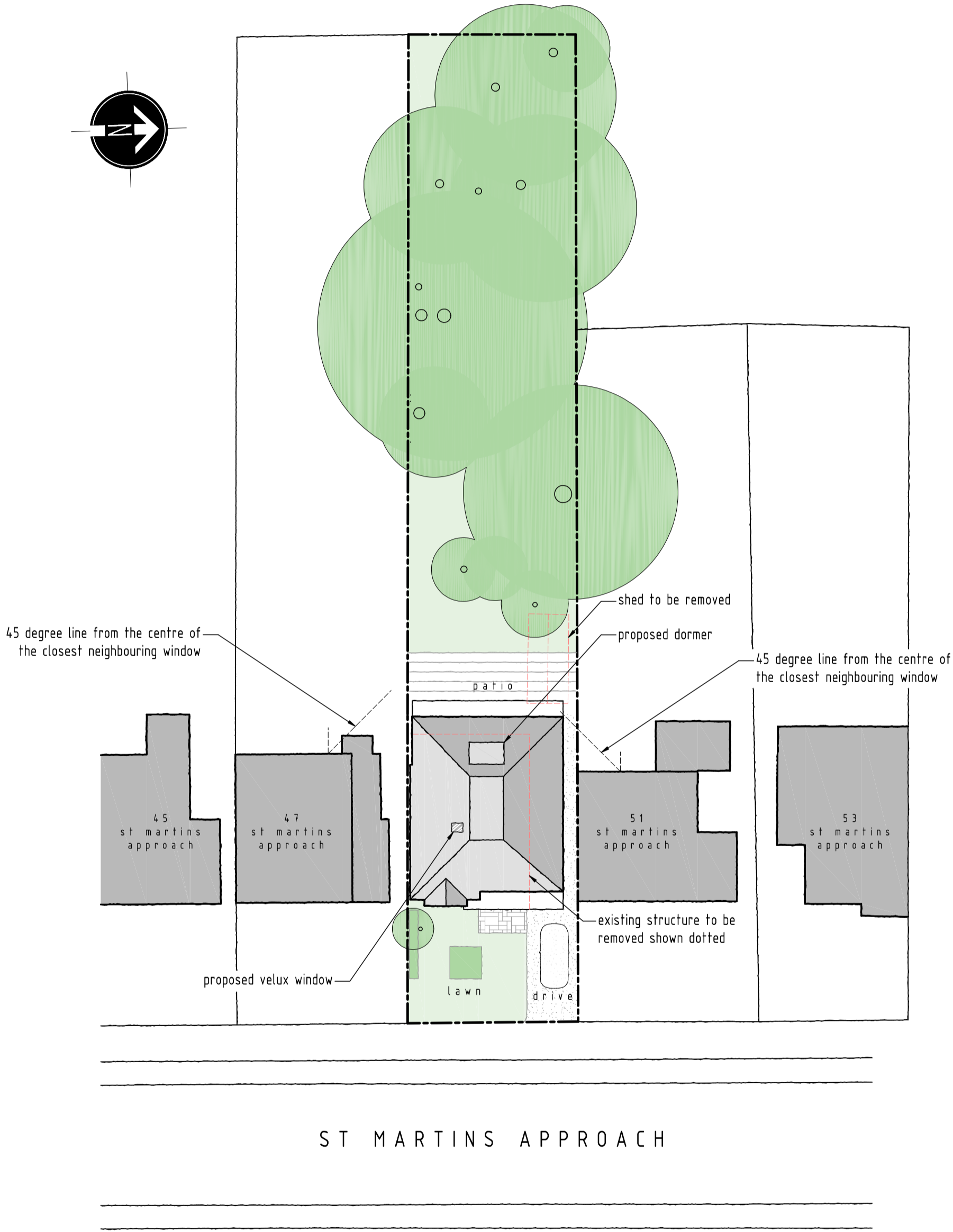
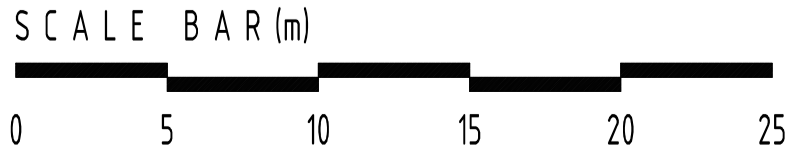


NOTES

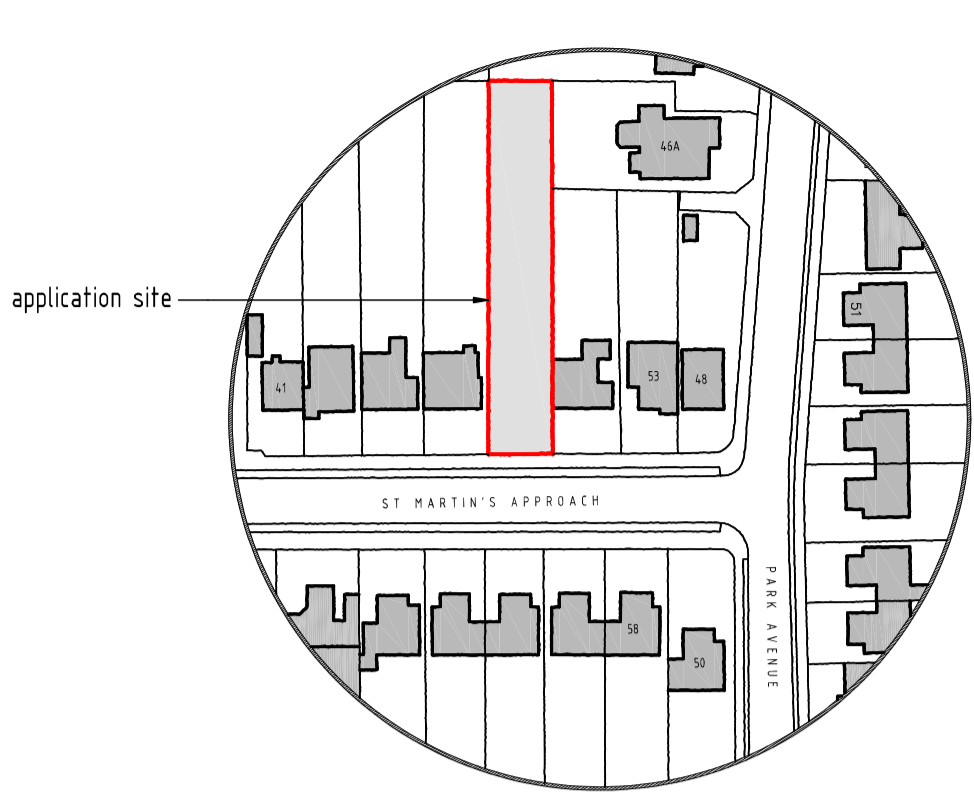
1. All dimensions are to be checked on site prior to the commencement of work and any discrepancy is to be reported to the construction manager before construction.
2. All work is to comply with current Building Regulations and allied legislation.
3. All contractors and sub-contractors must ensure that they have the latest issue of this drawing and details before the commencement of work on site.
4. All materials are to be used and installed in strict compliance with the relevant manufacturers instructions and recommendations.
5. All works on site, managed and implemented as a result of the designs indicated on this drawing, are to be given full consideration for compliance with the Health and Safety CDM Regulations in respect of design and implementation on site and no works are to be undertaken if it is considered that compliance with the Building Regulations cannot be achieved.
6. All dimensions shown in millimetres.
7. Footprint of buildings shown all on above ground level.



EXISTING SITE LAYOUT PLAN - SCALE 1:250



PROPOSED SITE LAYOUT PLAN - SCALE 1:250



LOCATION PLAN - SCALE 1:1250  
SCALE BAR (m)  
0 25 50 75 100 125

A	13-02-2025	Trees placement amended & 45 degree line added
rev:	date:	description:
scale:	1 : 250	A1 date: 14 / 01 / 2025
drawing no:	1504 / P / 1 <sup>A</sup>	drawn: RS
drawing:		
SITE LAYOUT PLAN & LOCATION PLAN		
project: 49 ST MARTINS APPROACH, RUISLIP, HA4 7QH		
client: MR & MRS ROBBINS		



DUSEK DESIGN ASSOCIATES LTD  
ARCHITECTURE + PLANNING  
01895 831 103  
info@dusek.co.uk  
www.dusek.co.uk