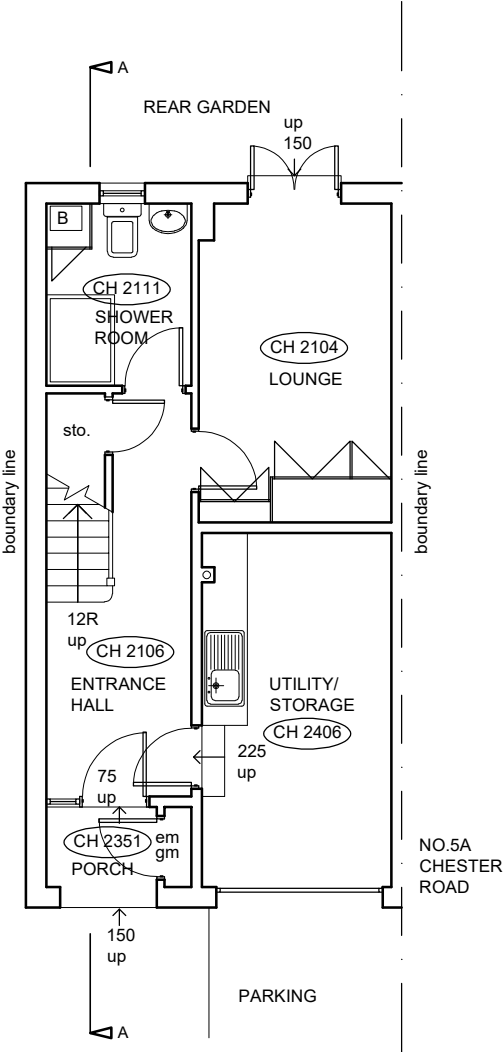
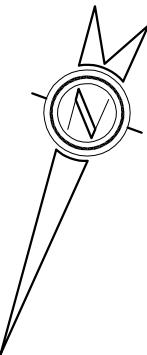
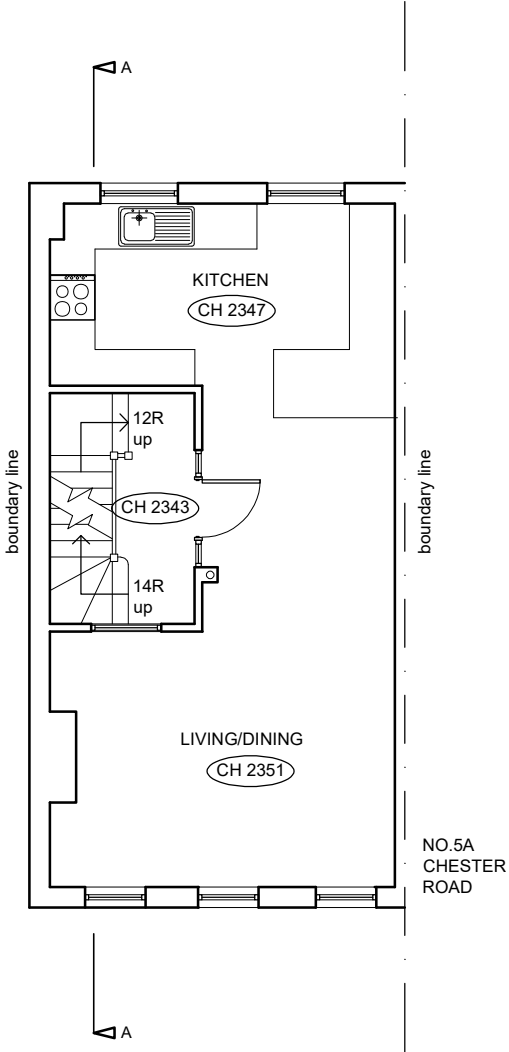


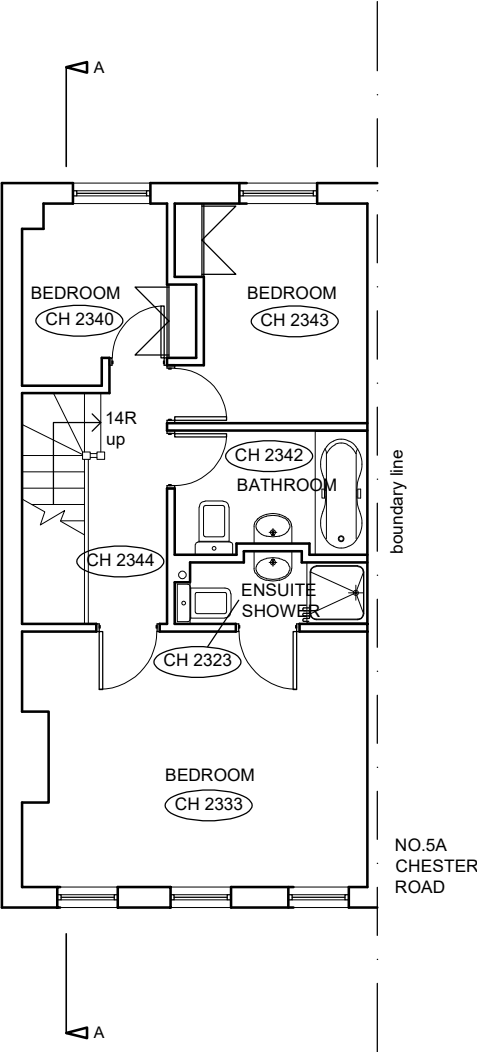
All dimensions are to be checked on site.
All dimensions are in millimetres.
All Discrepancies are to be reported to the architect immediately.
Drawings marked "planning" or "design" are not to be used for construction purposes.
Drawing is to be read with the schedule of work / specification if applicable



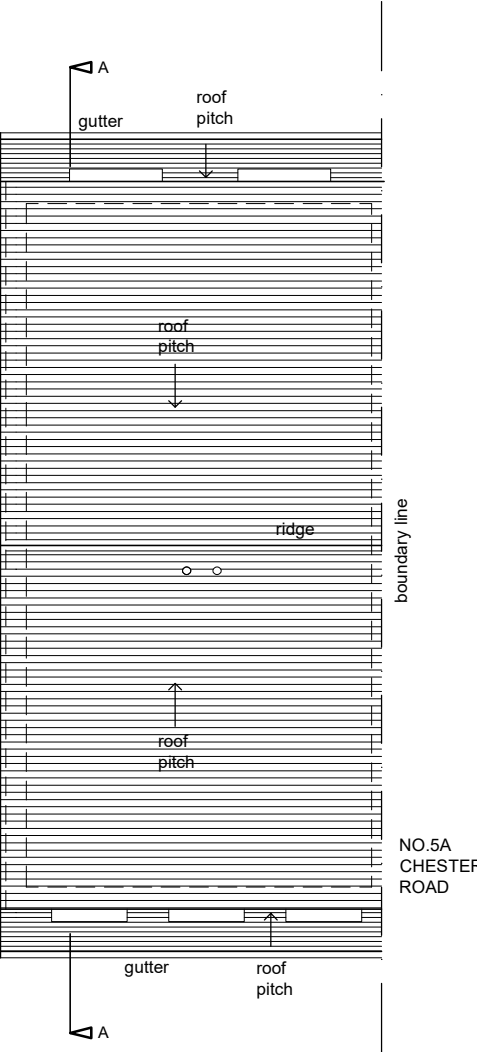
EXISTING GROUND FLOOR
PLAN SCALE 1:100



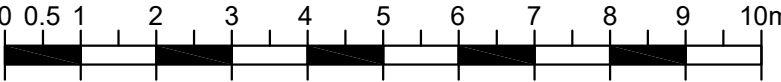
EXISTING FIRST FLOOR
PLAN SCALE 1:100



EXISTING SECOND FLOOR
PLAN SCALE 1:100



EXISTING ROOF PLAN
SCALE 1:100



SCALE BAR - SCALE 1:100

REVISION DESCRIPTION	REV	DATE	BY
 W2 Extensions Limited W2 Extensions Limited 36 Beaconsfield Place Epsom KT17 4BD T: 01372308260 M: 07488306733 E: will@w2extensions.com			
CLIENT MR. S. LALL	SCALE 1:100 @ A3		
PROJECT 5 CHESTER ROAD, HA6 1BE	DATE SEPT. 2022		
DRAWING TITLE EXISTING FLOOR PLANS AND ROOF PLAN	BY WB	JOB No. 22-399	
STATUS PLANNING	DWG No. EX02		