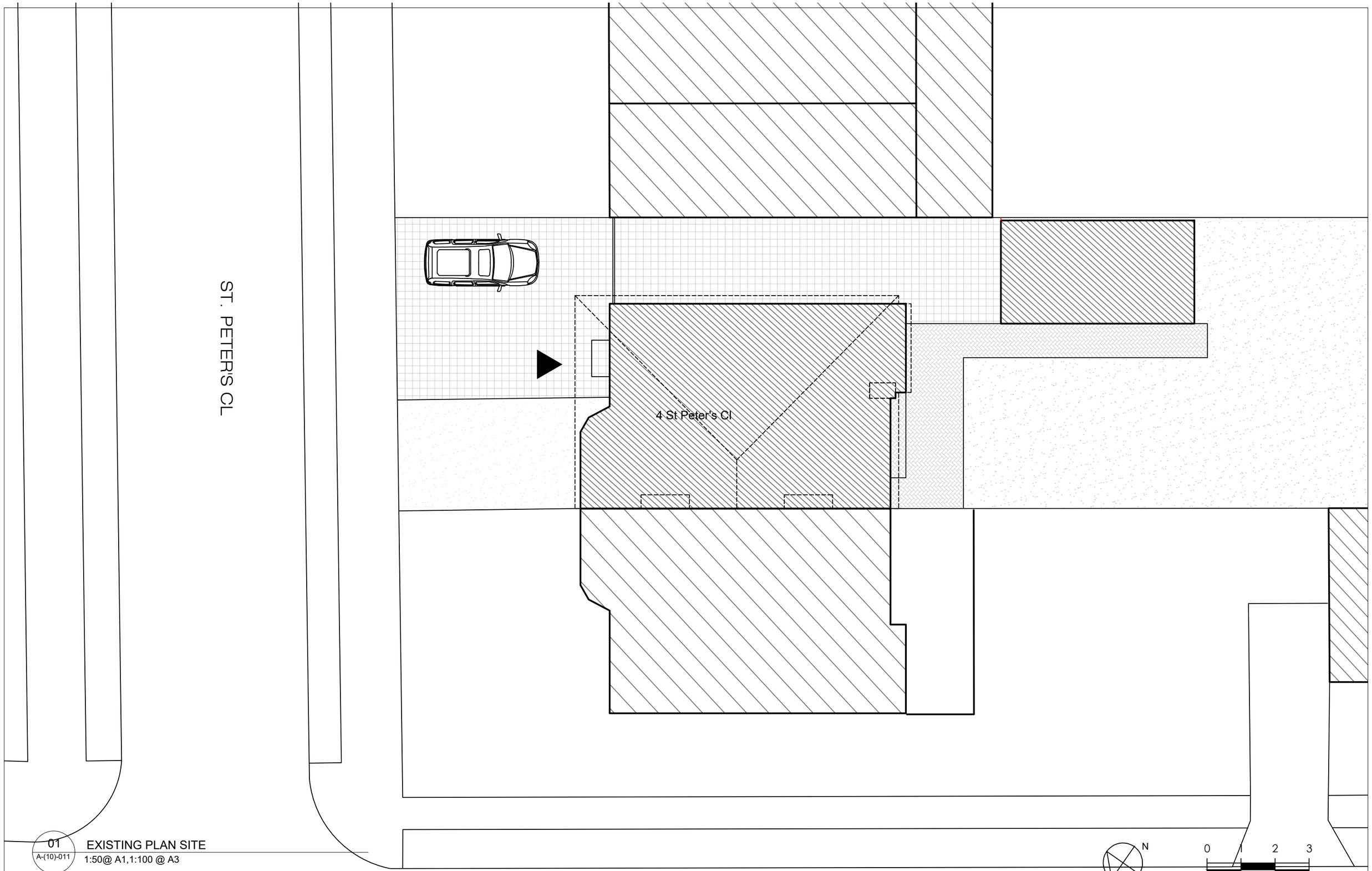

01
A-(10)-011

EXISTING PLAN SITE
1:50@ A1,1:100 @ A3

PROJECT NAME:
1001

CLIENT/PROJECT:
Rosa Walle

NOTES :

All dimensions in millimetres.

All dimensions and levels are to be checked on site by the main contractor prior to commencing excavation works. Any discrepancy is to be reported back to the designer for instruction.

This drawing is the property of VORBILD ARCHITECTURE LIMITED and may not be reproduced or disclosed to a third party in any form without written permission

ARCHITECTURE:
VORBILD
ARCHITECTURE
www.vorbild.co.uk
info@vorbild.co.uk

CONSTRUCTION:

INSTALLATIONS:

INSTALLATIONS:

SHEET TITLE:
EXISTING
PLAN SITE

DRAWING STATUS:
FOR PLANNING

JOB NUMER:
1001

DRAWN BY:
MS/KK

SIGNATURE:

DRAWING No:
A-(10)-011

APPROVED:
MS

SIGNATURE:

SCALE:
1:100

DATE:
21.07.2020

Rev. No.:

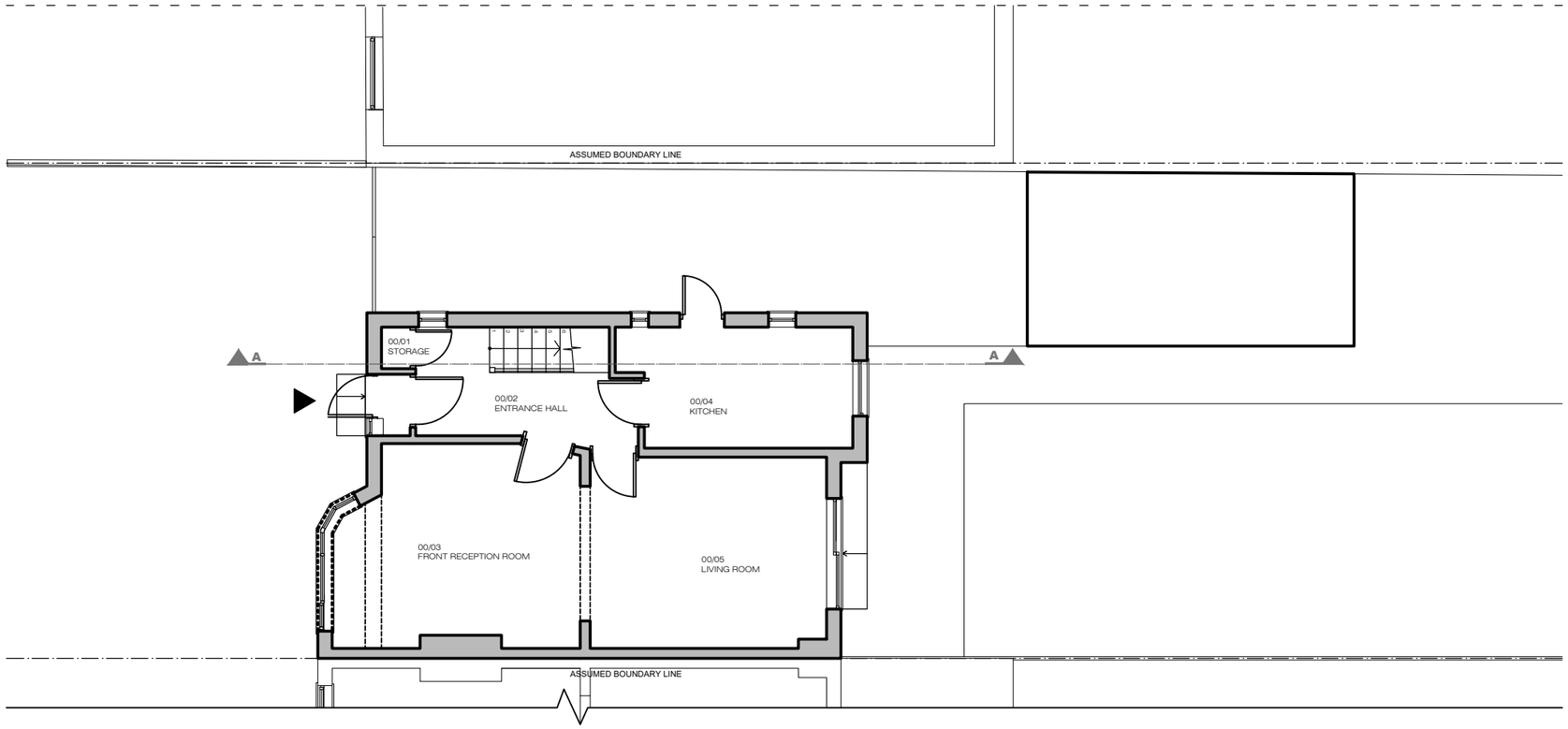

01
A-(10)-012

EXISTING GROUND FLOOR PLAN

1:50@ A1,1:100 @ A3

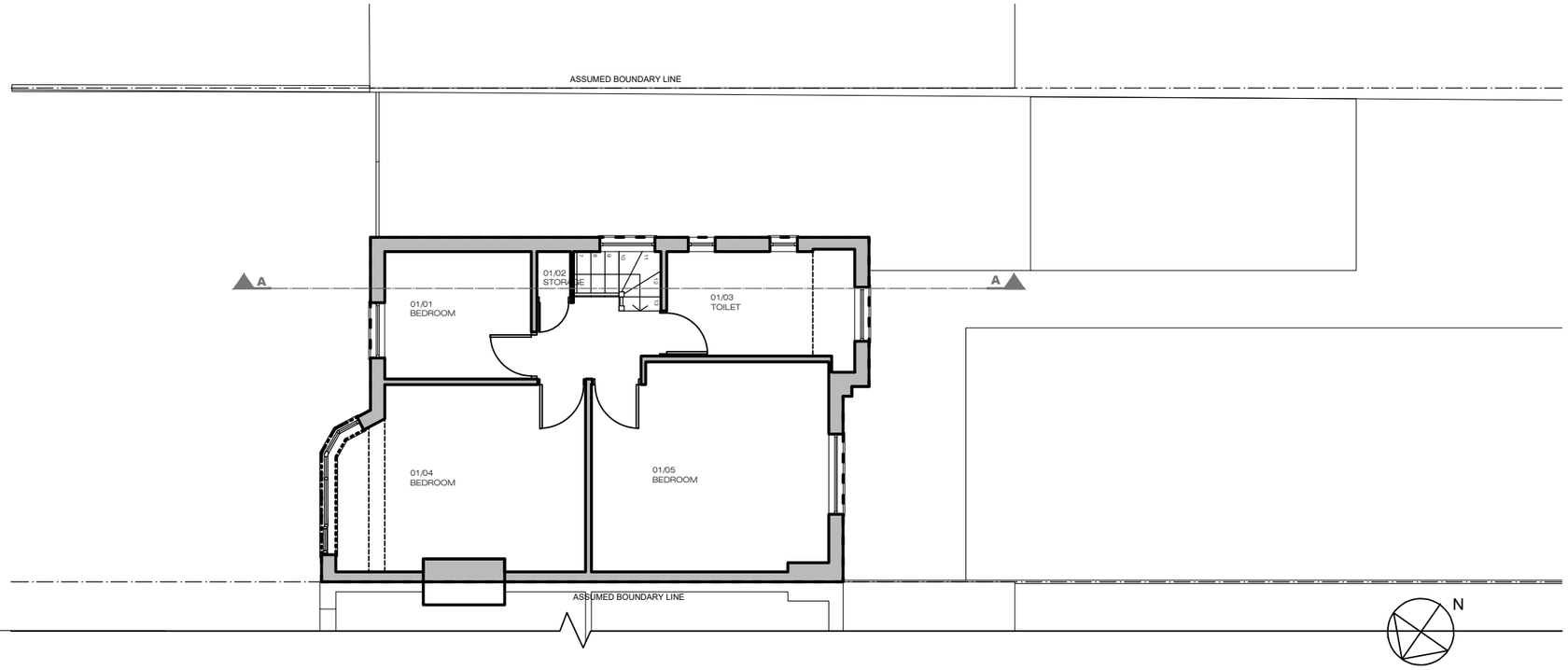

02
A-(10)-012

EXISTING FIRST FLOOR PLAN

1:50@ A1,1:100 @ A3

N

0 1 2 3

SCALE BAR (METRES)

PROJECT NAME:

1001

CLIENT/PROJECT:

Rosa Walle

NOTES :

All dimensions in millimetres.

All dimensions and levels are to be checked on site by the main contractor prior to commencing excavation works. Any discrepancy is to be reported back to the designer for instruction.

This drawing is the property of VORBILD ARCHITECTURE LIMITED and may not be reproduced or disclosed to a third party in any form without written permission

ARCHITECTURE:

VORBILD
ARCHITECTURE

www.vorbild.co.uk info@vorbild.co.uk

CONSTRUCTION:

INSTALLATIONS:

INSTALLATIONS:

SHEET TITLE:

EXISTING GROUND AND FIRST FLOOR PLAN

DRAWING STATUS: FOR PLANNING

JOB NUMER: 1001

DRAWN BY: MS/KK

SIGNATURE:

DRAWING No: A-(10)-012

APPROVED: MS

SIGNATURE:

SCALE: 1:100

DATE: 21.07.2020

Rev. No.:

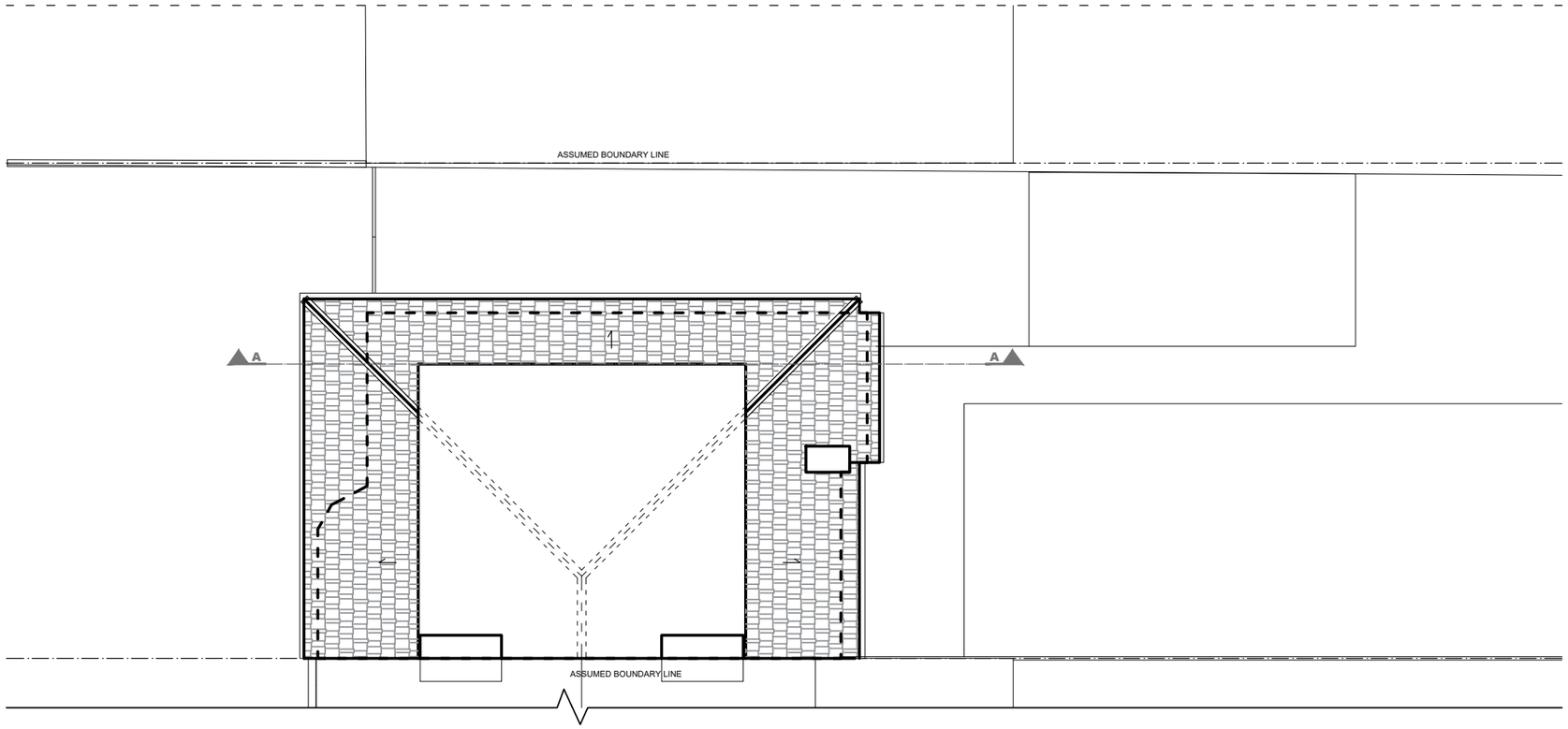

03
A-(10)-013

EXISTING LOFT FLOOR PLAN

1:50@ A1,1:100 @ A3

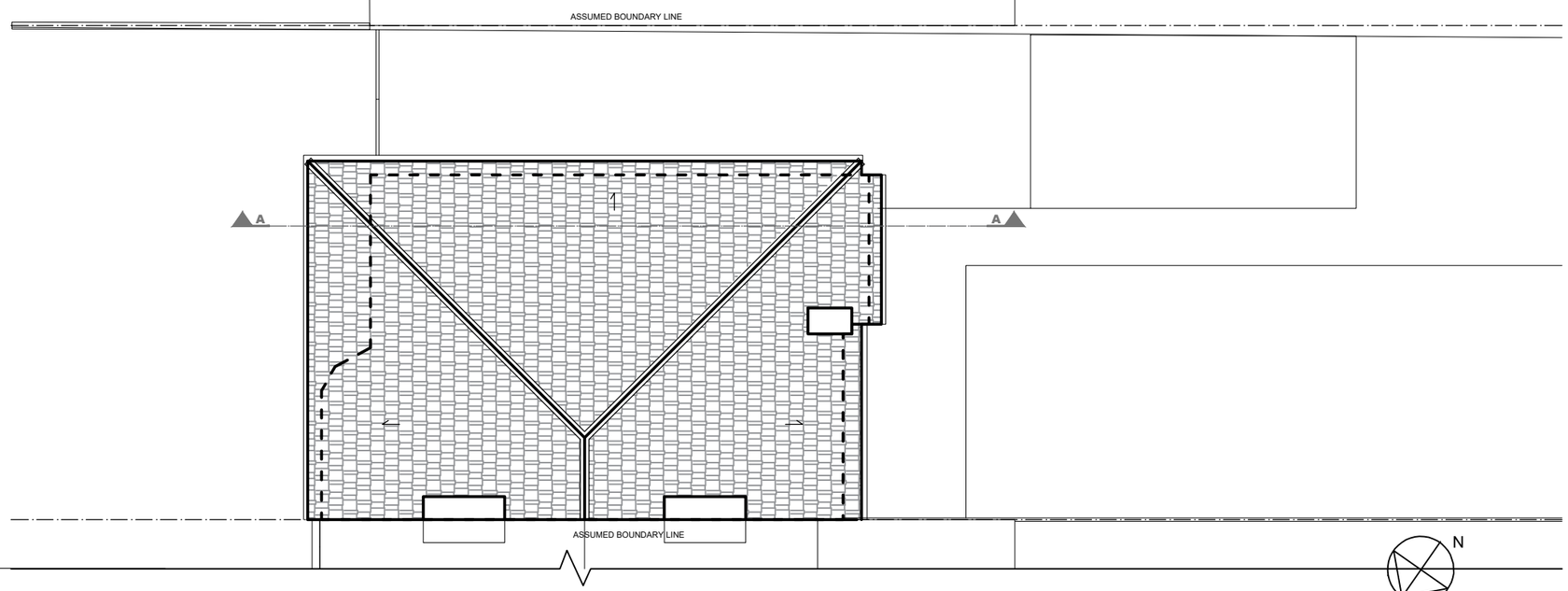

04
A-(10)-013

EXISTING ROOF PLAN

1:50@ A1,1:100 @ A3

N

0 1 2 3

SCALE BAR (METRES)

PROJECT NAME:

1001

CLIENT/PROJECT:

Rosa Walle

NOTES :

All dimensions in millimetres.

All dimensions and levels are to be checked on site by the main contractor prior to commencing excavation works. Any discrepancy is to be reported back to the designer for instruction.

This drawing is the property of VORBILD ARCHITECTURE LIMITED and may not be reproduced or disclosed to a third party in any form without written permission

ARCHITECTURE:

VORBILD
ARCHITECTURE

www.vorbild.co.uk info@vorbild.co.uk

CONSTRUCTION:

INSTALLATIONS:

INSTALLATIONS:

SHEET TITLE:

EXISTING FIRST
FLOOR AND ROOF PLAN

DRAWING STATUS: FOR PLANNING

JOB NUMER: 1001

DRAWN BY: MS/KK

SIGNATURE:

DRAWING No: A-(10)-013

APPROVED: MS

SIGNATURE:

SCALE: 1:100

DATE: 21.07.2020

Rev. No.:

01
A-(10)-014

EXISTING FRONT ELEVATION

1:50@ A1,1:100 @ A3

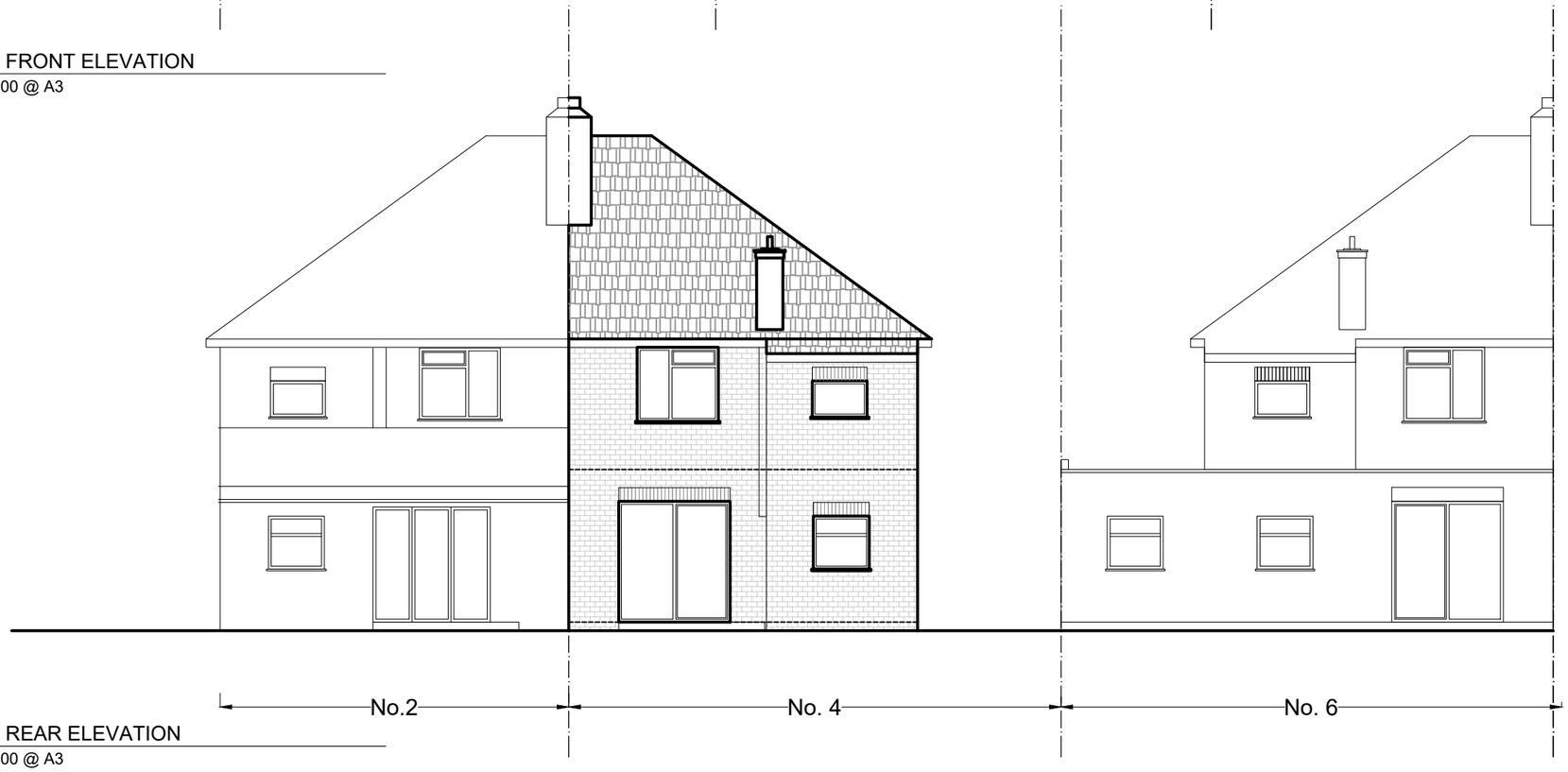

02
A-(10)-014

EXISTING REAR ELEVATION

1:50@ A1,1:100 @ A3

N

0 1 2 3

SCALE BAR (METRES)

PROJECT NAME:

1001

CLIENT/PROJECT:

Rosa Walle

NOTES :

All dimensions in millimetres.

All dimensions and levels are to be checked on site by the main contractor prior to commencing excavation works. Any discrepancy is to be reported back to the designer for instruction.

This drawing is the property of VORBILD ARCHITECTURE LIMITED and may not be reproduced or disclosed to a third party in any form without written permission

ARCHITECTURE:

VORBILD
ARCHITECTURE

www.vorbild.co.uk info@vorbild.co.uk

CONSTRUCTION:

INSTALLATIONS:

INSTALLATIONS:

SHEET TITLE:

EXISTING FRONT AND REAR ELEVATION

DRAWING STATUS: FOR PLANNING

DRAWN BY: MS/KK

SIGNATURE:

APPROVED: MS

SIGNATURE:

JOB NUMER: 1001

DRAWING No: A-(10)-014

SCALE: 1:100

DATE: 21.07.2020

Rev. No.:

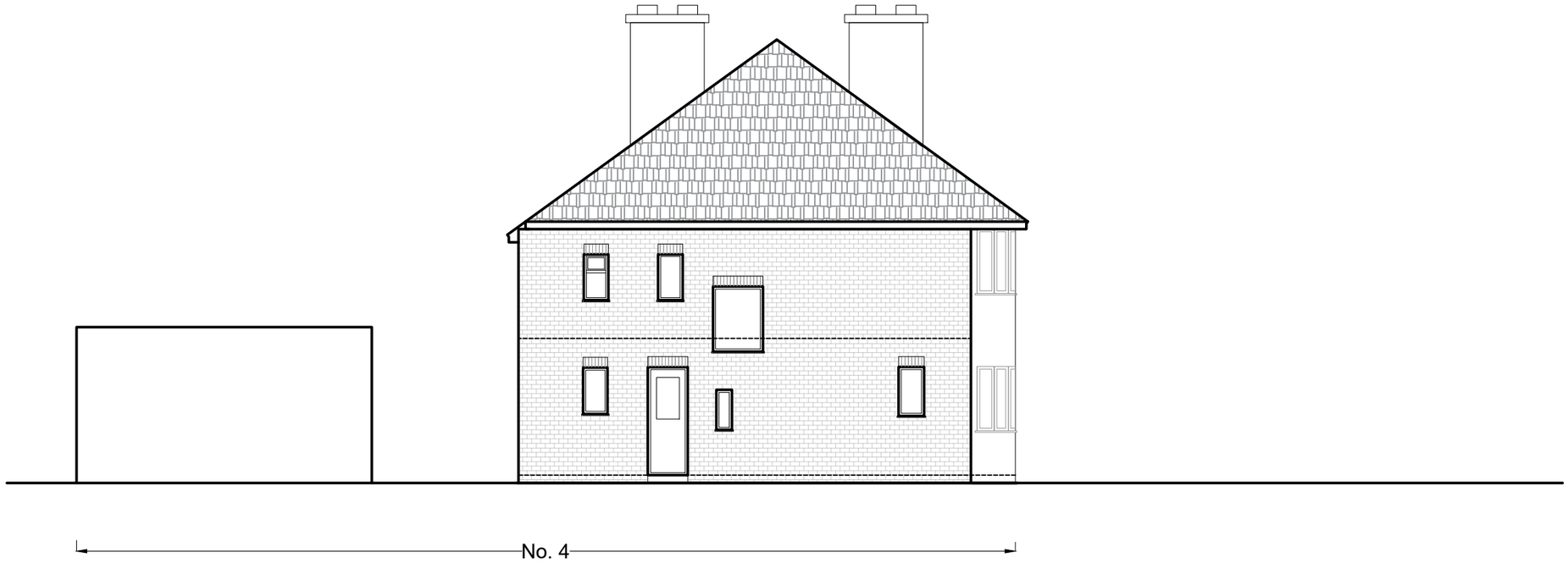

03
A-(10)-015

EXISTING ELEVATION
1:50@ A1,1:100 @ A3

N

0 1 2 3
SCALE BAR (METRES)

PROJECT NAME:
1001

CLIENT/PROJECT:
Rosa Walle

NOTES :

All dimensions in millimetres.

All dimensions and levels are to be checked on site by the main contractor prior to commencing excavation works. Any discrepancy is to be reported back to the designer for instruction.

This drawing is the property of VORBILD ARCHITECTURE LIMITED and may not be reproduced or disclosed to a third party in any form without written permission

ARCHITECTURE:
VORBILD
ARCHITECTURE
www.vorbild.co.uk info@vorbild.co.uk

CONSTRUCTION:

INSTALLATIONS:

INSTALLATIONS:

SHEET TITLE:
EXISTING ELEVATION

DRAWING STATUS:
FOR PLANNING

DRAWN BY:
MS/KK

SIGNATURE:

APPROVED:
MS

SIGNATURE:

JOB NUMER:
1001

DRAWING No:
A-(10)-015

SCALE:
1:100

DATE:
21.07.2020

Rev. No.:

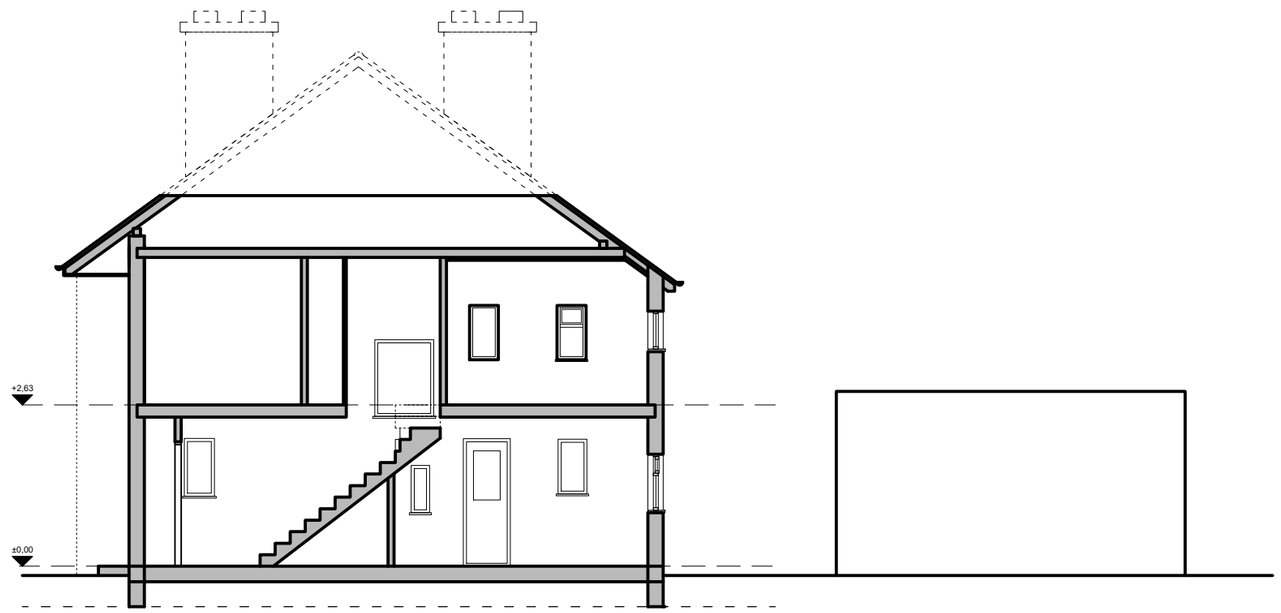

01
A-(10)-016

EXISTING SECTION A-A

1:50@ A1,1:100 @ A3

N

0 1 2 3
SCALE BAR (METRES)

PROJECT NAME:
1001

CLIENT/PROJECT:
Rosa Walle

NOTES :

All dimensions in millimetres.

All dimensions and levels are to be checked on site by the main contractor prior to commencing excavation works. Any discrepancy is to be reported back to the designer for instruction.

This drawing is the property of VORBILD ARCHITECTURE LIMITED and may not be reproduced or disclosed to a third party in any form without written permission

ARCHITECTURE:
VORBILD
ARCHITECTURE
www.vorbild.co.uk info@vorbild.co.uk

CONSTRUCTION:

INSTALLATIONS:

INSTALLATIONS:

SHEET TITLE:
EXISTING
SECTION A-A

DRAWING STATUS:
FOR PLANNING

JOB NUMER:
1001

DRAWN BY:
MS/KK

SIGNATURE:

DRAWING No:
A-(10)-016

APPROVED:
MS

SIGNATURE:

SCALE:
1:100

DATE:
21.07.2020

Rev. No.:

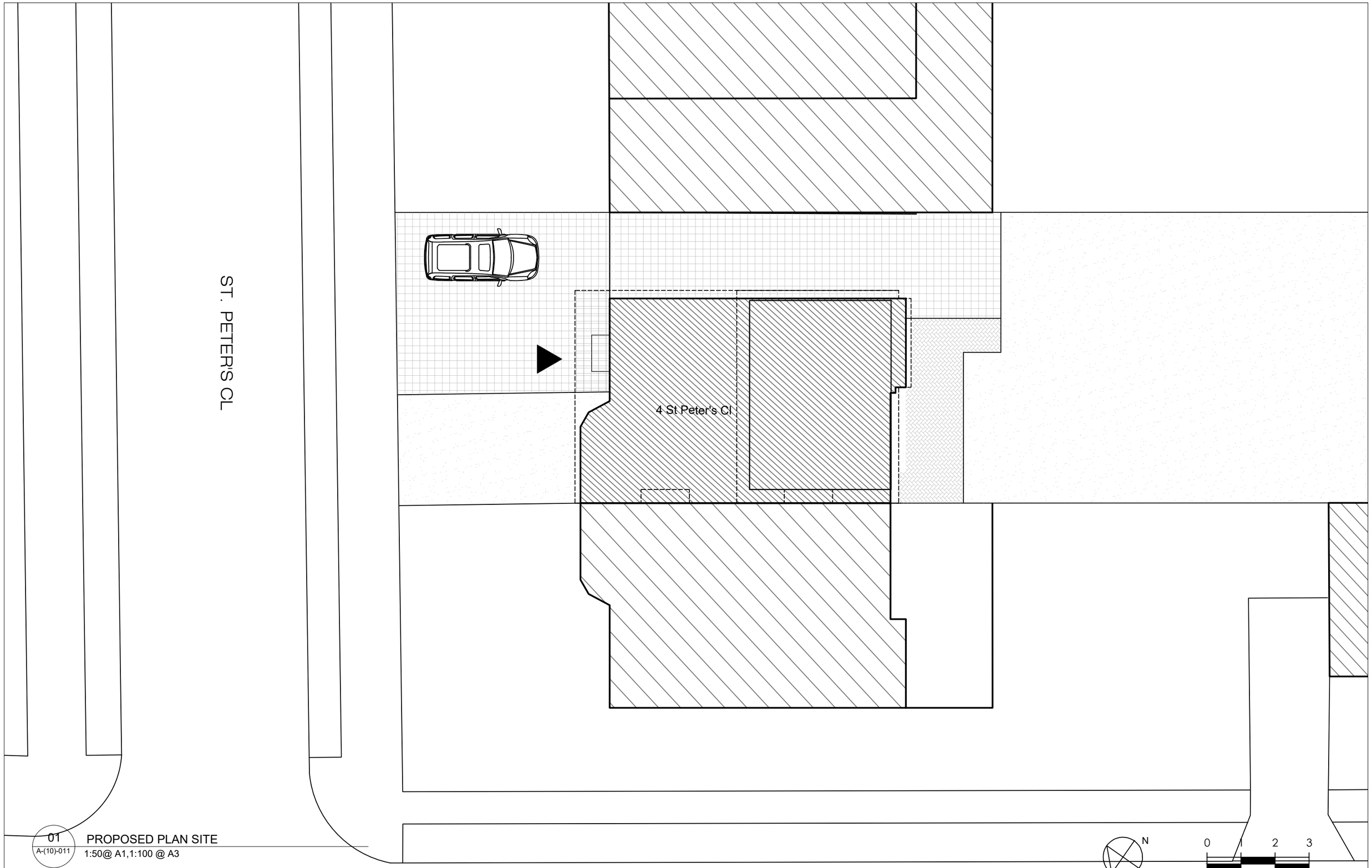

01
A-(10)-011

PROPOSED PLAN SITE
1:50@ A1,1:100 @ A3

PROJECT NAME:
1001

CLIENT/PROJECT:
Rosa Walle

NOTES :

All dimensions in millimetres.

All dimensions and levels are to be checked on site by the main contractor prior to commencing excavation works. Any discrepancy is to be reported back to the designer for instruction.

This drawing is the property of VORBILD ARCHITECTURE LIMITED and may not be reproduced or disclosed to a third party in any form without written permission

ARCHITECTURE:
VORBILD
ARCHITECTURE
www.vorbild.co.uk
info@vorbild.co.uk

CONSTRUCTION:

INSTALLATIONS:

INSTALLATIONS:

SHEET TITLE:
PROPOSED
PLAN SITE

DRAWING STATUS:
FOR PLANNING

JOB NUMER:
1001

DRAWN BY:
MS/KK

SIGNATURE:

DRAWING No:
A-(10)-011

APPROVED:
MS

SIGNATURE:

SCALE:
1:100

DATE:
21.07.2020

Rev. No.:

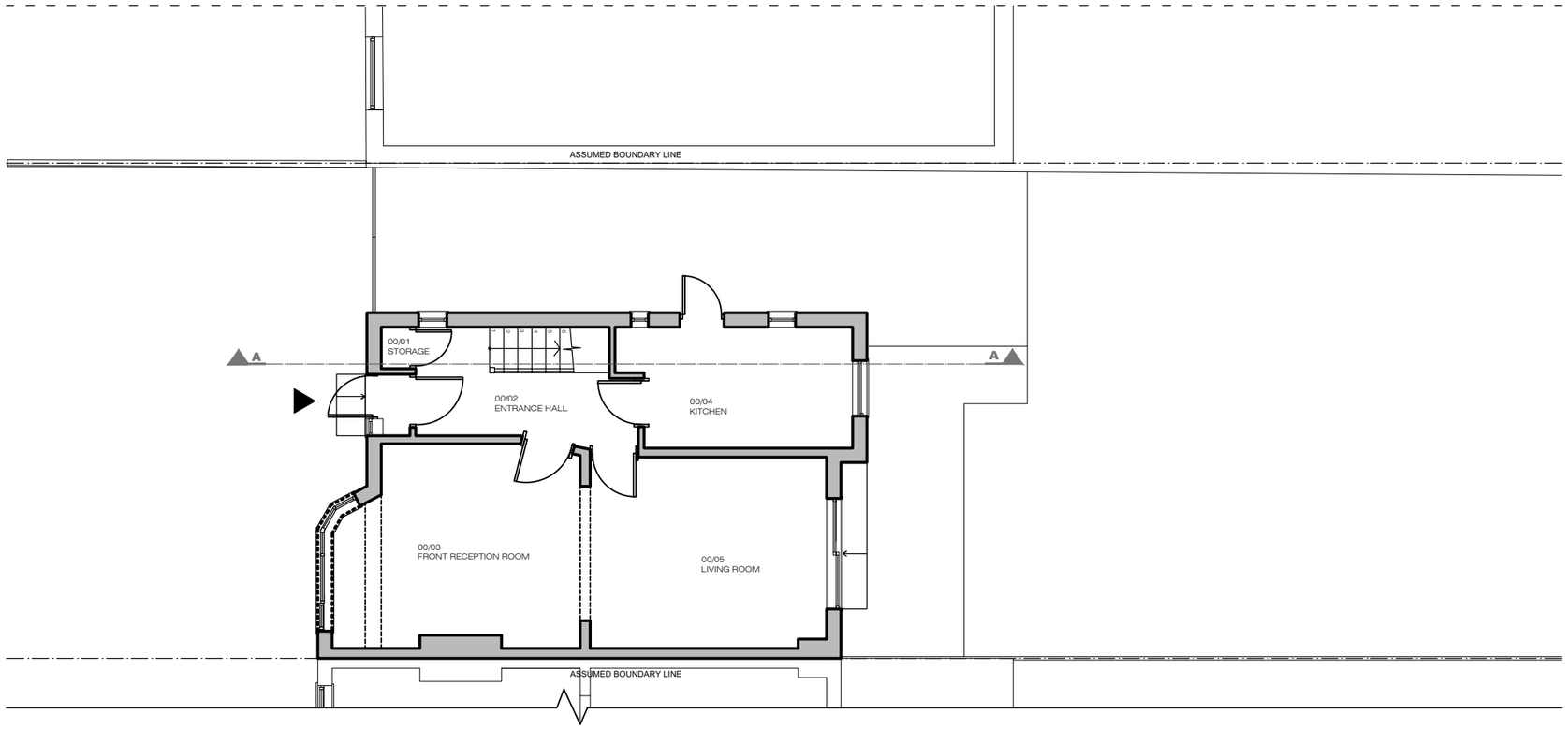

01
A-(11)-012

PROPOSED GROUND FLOOR PLAN

1:50@ A1,1:100 @ A3

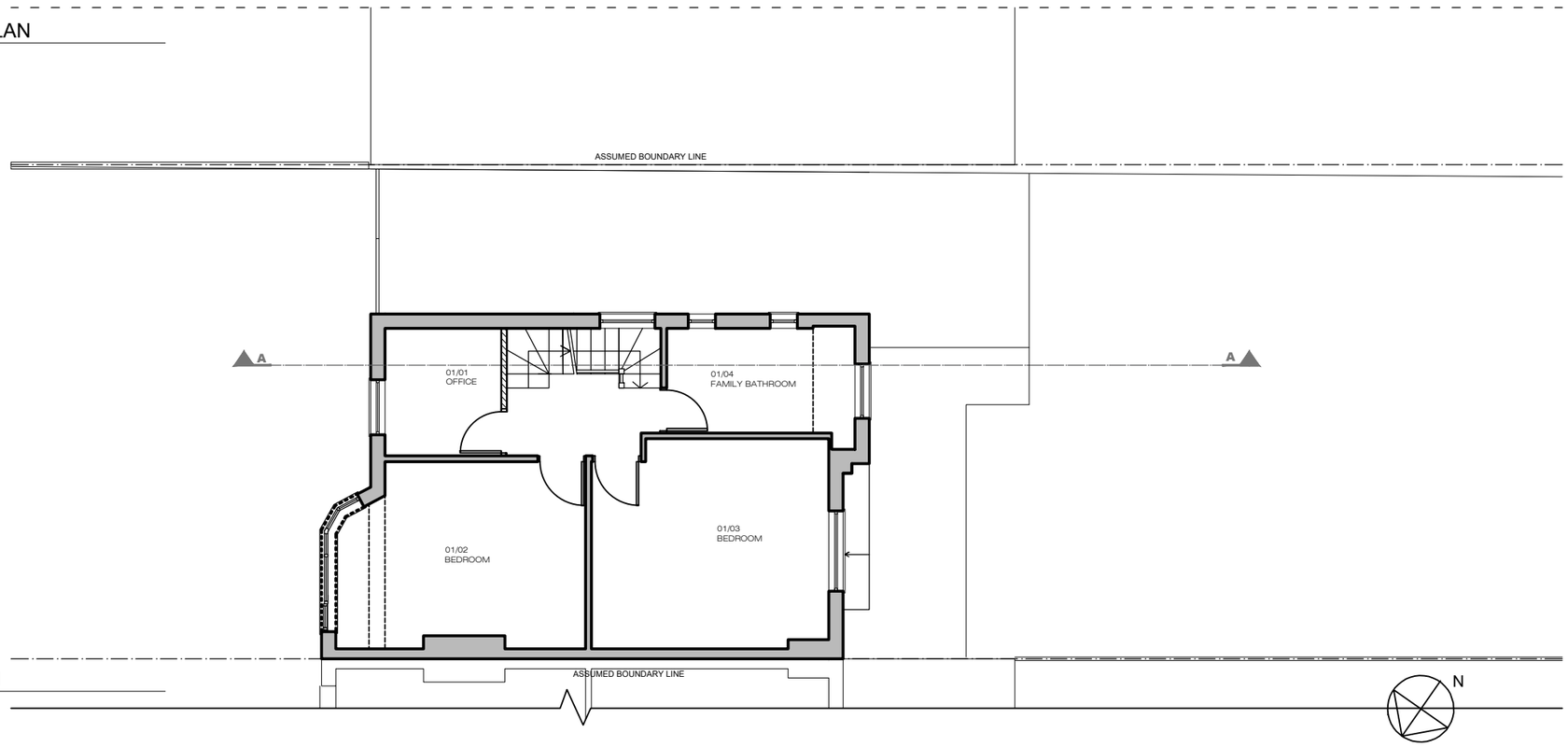

02
A-(11)-012

PROPOSED FIRST FLOOR PLAN

1:50@ A1,1:100 @ A3

N

0 1 2 3

SCALE BAR (METRES)

PROJECT NAME:

1001

CLIENT/PROJECT:

Rosa Walle

NOTES :

All dimensions in millimetres.

All dimensions and levels are to be checked on site by the main contractor prior to commencing excavation works. Any discrepancy is to be reported back to the designer for instruction.

This drawing is the property of VORBILD ARCHITECTURE LIMITED and may not be reproduced or disclosed to a third party in any form without written permission

ARCHITECTURE:

VORBILD
ARCHITECTURE

www.vorbild.co.uk info@vorbild.co.uk

CONSTRUCTION:

INSTALLATIONS:

INSTALLATIONS:

SHEET TITLE:

PROPOSED GROUND AND FIRST FLOOR PLAN

DRAWING STATUS: FOR PLANNING

JOB NUMER: 1001

DRAWN BY: MS/KK

SIGNATURE:

DRAWING No: A-(11)-012

APPROVED: MS

SIGNATURE:

SCALE: 1:100

DATE: 21.07.2020

Rev. No.:

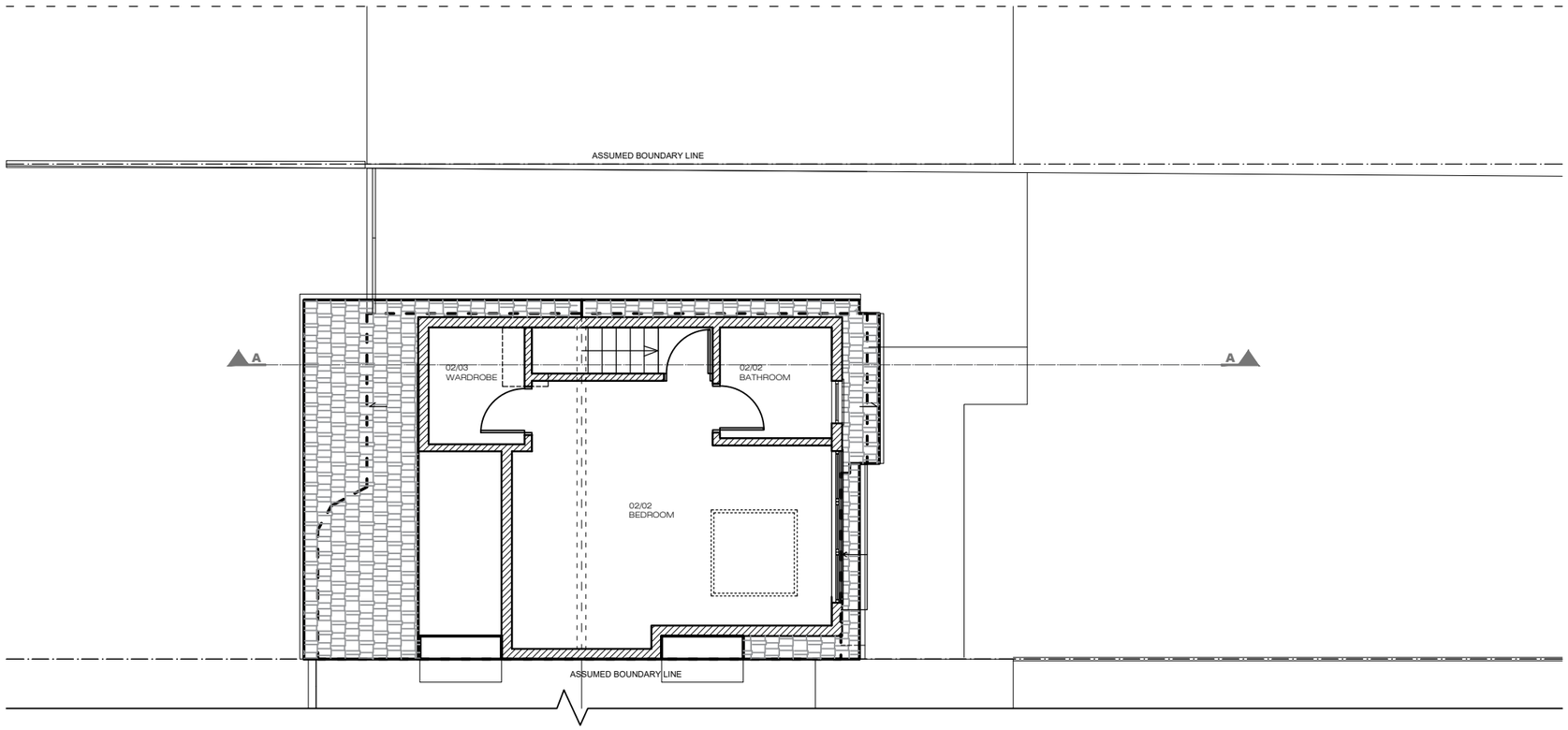

03
A-(11)-013

PROPOSED FIRST FLOOR PLAN

1:50@ A1,1:100 @ A3

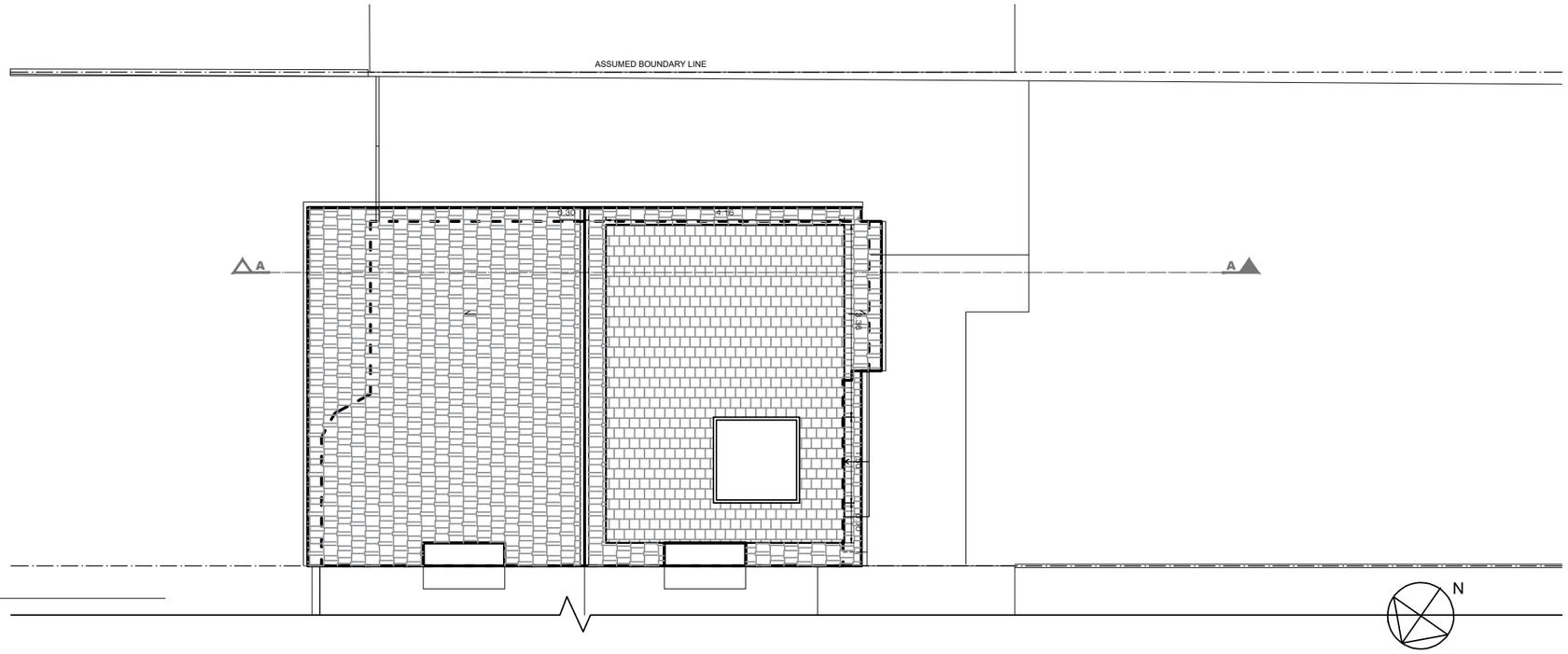

04
A-(11)-013

PROPOSED ROOF PLAN

1:50@ A1,1:100 @ A3

PROJECT NAME:	CLIENT/PROJECT:	NOTES :	ARCHITECTURE:	CONSTRUCTION:	SHEET TITLE:	DRAWING STATUS:	JOB NUMER:
1001	Rosa Walle	All dimensions in millimetres. All dimensions and levels are to be checked on site by the main contractor prior to commencing excavation works. Any discrepancy is to be reported back to the designer for instruction. This drawing is the property of VORBILD ARCHITECTURE LIMITED and may not be reproduced or disclosed to a third party in any form without written permission	VORBILD ARCHITECTURE www.vorbild.co.uk info@vorbild.co.uk	INSTALLATIONS: INSTALLATIONS:	PROPOSED FIRST FLOOR AND ROOF PLAN	FOR PLANNING	1001
						DRAWN BY: MS/KK	SIGNATURE: DRAWING No: A-(12)-013
						APPROVED: MS	SIGNATURE: SCALE: 1:100 DATE: 21.07.2020 Rev. No.:

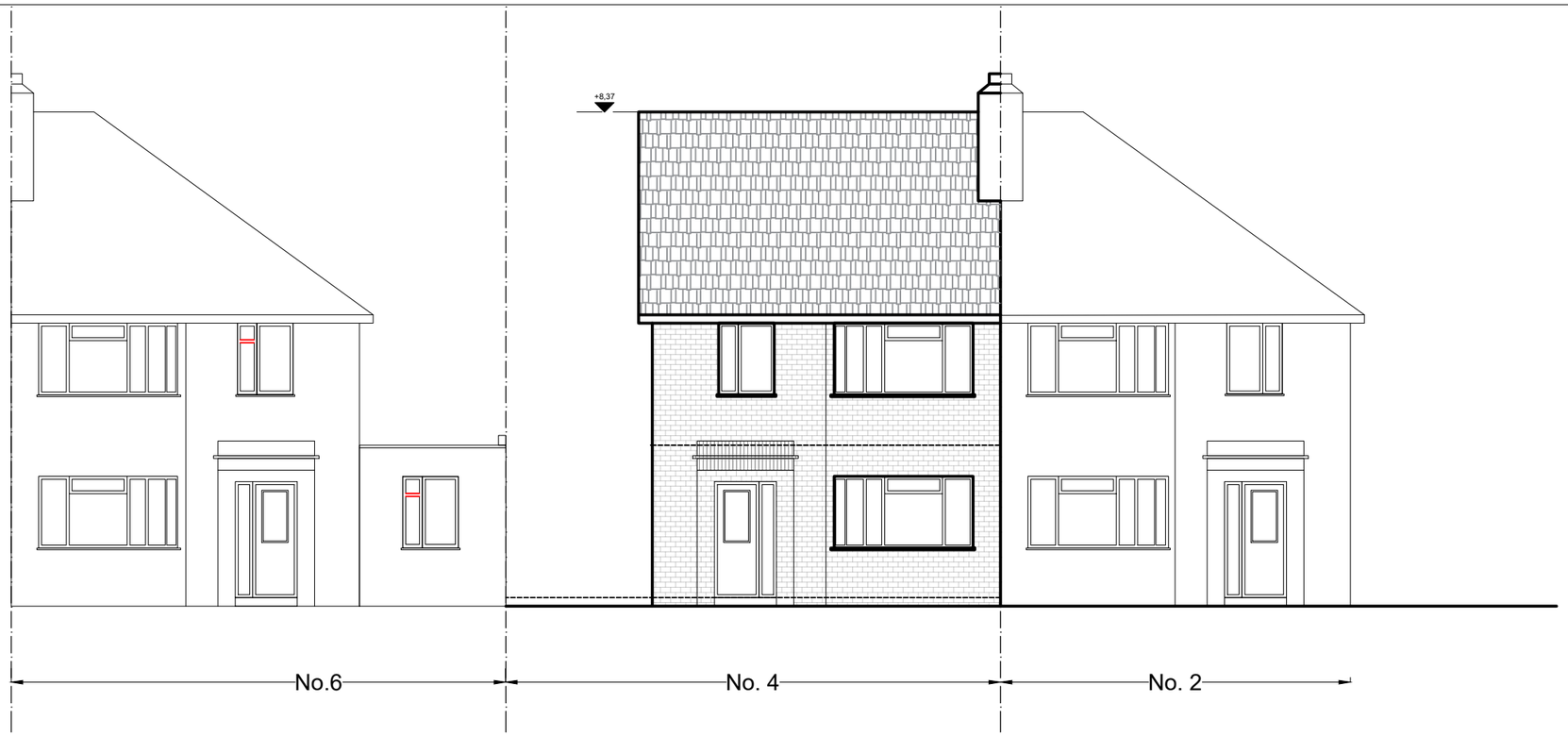

01
A-(11)-014

PROPOSED FRONT ELEVATION

1:50@ A1,1:100 @ A3

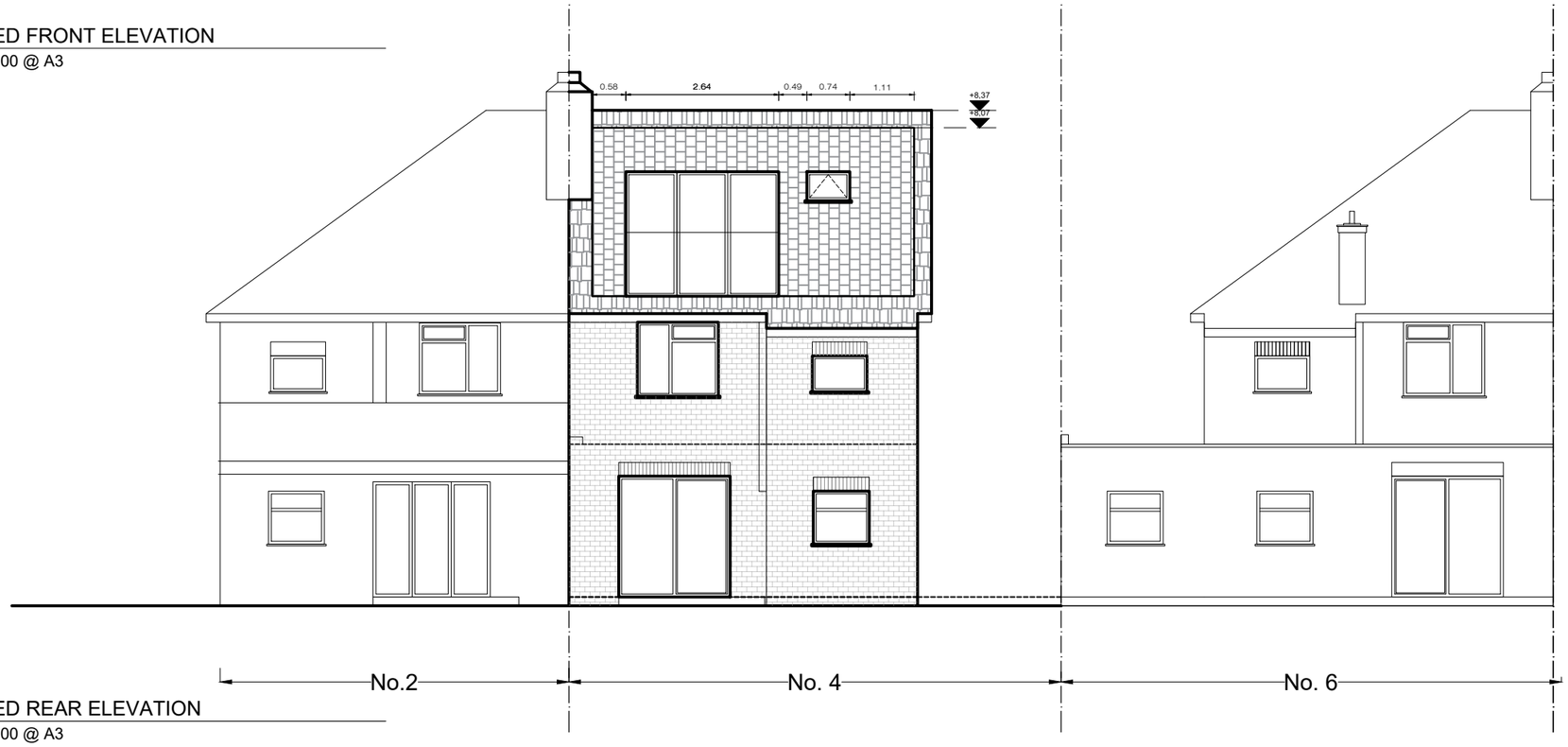

02
A-(11)-014

PROPOSED REAR ELEVATION

1:50@ A1,1:100 @ A3

N

0 1 2 3

SCALE BAR (METRES)

PROJECT NAME:

1001

CLIENT/PROJECT:

Rosa Walle

NOTES :

All dimensions in millimetres.

All dimensions and levels are to be checked on site by the main contractor prior to commencing excavation works. Any discrepancy is to be reported back to the designer for instruction.

This drawing is the property of VORBILD ARCHITECTURE LIMITED and may not be reproduced or disclosed to a third party in any form without written permission

ARCHITECTURE:

VORBILD
ARCHITECTURE

www.vorbild.co.uk info@vorbild.co.uk

CONSTRUCTION:

INSTALLATIONS:

INSTALLATIONS:

SHEET TITLE:

PROPOSED FRONT AND REAR ELEVATIONS

DRAWING STATUS: FOR PLANNING

JOB NUMER: 1001

DRAWN BY: MS/KK

SIGNATURE:

DRAWING No: A-(11)-014

APPROVED: MS

SIGNATURE:

SCALE: 1:100

DATE: 21.07.2020

Rev. No.:

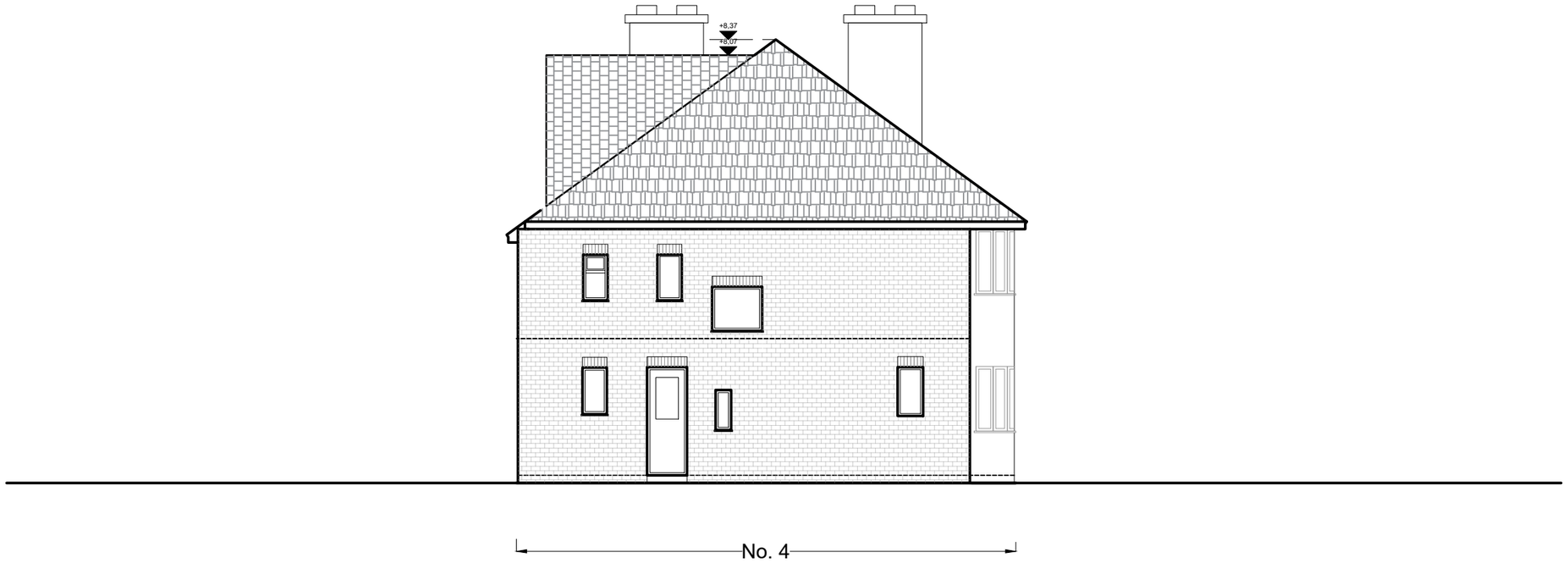

03
A-(11)-015

PROPOSED ELEVATION

1:50@ A1,1:100 @ A3

N

0 1 2 3
SCALE BAR (METRES)

PROJECT NAME:	CLIENT/PROJECT:	NOTES :	ARCHITECTURE:	CONSTRUCTION:	SHEET TITLE:	DRAWING STATUS:	JOB NUMER:
1001	Rosa Walle	All dimensions in millimetres. All dimensions and levels are to be checked on site by the main contractor prior to commencing excavation works. Any discrepancy is to be reported back to the designer for instruction. This drawing is the property of VORBILD ARCHITECTURE LIMITED and may not be reproduced or disclosed to a third party in any form without written permission	VORBILD ARCHITECTURE www.vorbild.co.uk info@vorbild.co.uk	INSTALLATIONS: INSTALLATIONS:	PROPOSED ELEVATION	FOR PLANNING	1001
						DRAWN BY: MS/KK — SIGNATURE:	DRAWING No: A-(11)-015
						APPROVED: MS — SIGNATURE:	SCALE: 1:100 — DATE: 21.07.2020 — Rev. No.:

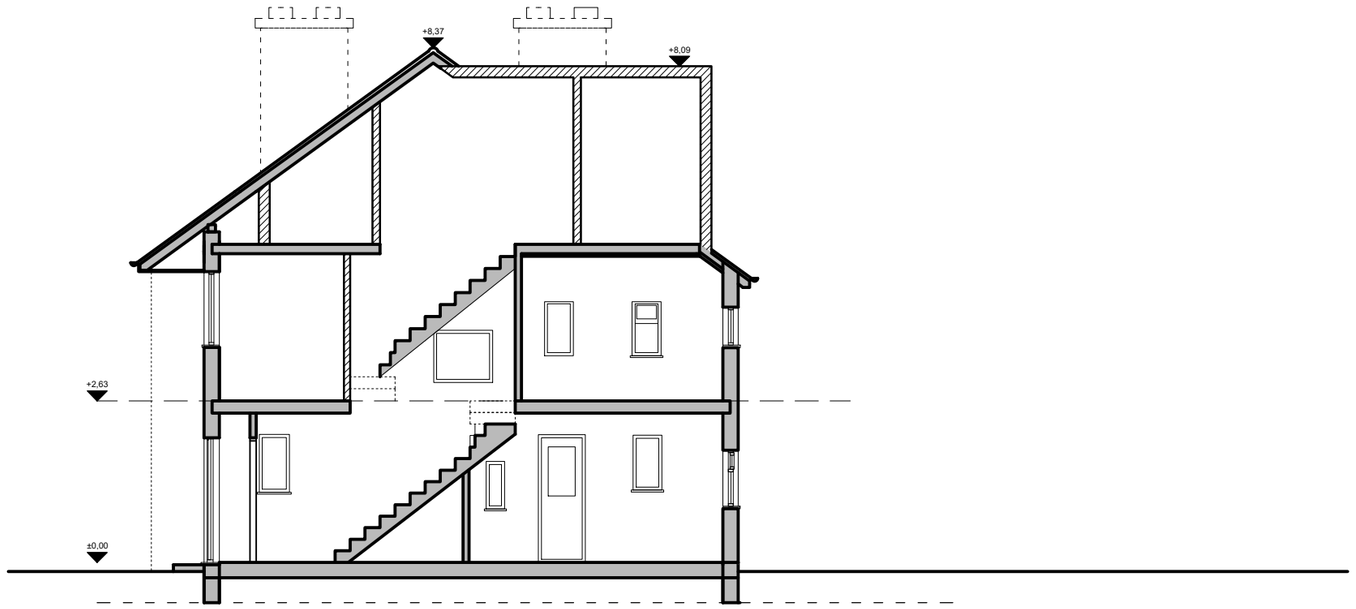

01
A-(11)-016

PROPOSED SECTION A-A

1:50@ A1,1:100 @ A3

N

0 1 2 3
SCALE BAR (METRES)

PROJECT NAME:	CLIENT/PROJECT:	NOTES :	ARCHITECTURE:	CONSTRUCTION:	SHEET TITLE:	DRAWING STATUS:	JOB NUMER:
1001	Rosa Walle	All dimensions in millimetres. All dimensions and levels are to be checked on site by the main contractor prior to commencing excavation works. Any discrepancy is to be reported back to the designer for instruction. This drawing is the property of VORBILD ARCHITECTURE LIMITED and may not be reproduced or disclosed to a third party in any form without written permission	VORBILD ARCHITECTURE www.vorbild.co.uk info@vorbild.co.uk	INSTALLATIONS: INSTALLATIONS:	PROPOSED SECTION A-A	FOR PLANNING	1001
						DRAWN BY: MS/KK — SIGNATURE:	DRAWING No: A-(11)-016
						APPROVED: MS — SIGNATURE:	SCALE: 1:100 — DATE: 21.07.2020 — Rev. No.: