
























First Floor











Window types		Proposed works for sash windows	Proposed works for metal windows
A	Directly glazed leadlight window within a stone frame	1. Dismantle sashes, holding weights in place	1. Carefully dismantle as necessary
B	Timber sliding Sash Window	2. Remove existing ironmongery and clean for re-use	2. Remove existing ironmongery and clean for re-use
C	Casement window with fanlight (timber frame, metal casement)	3. Carefully strip existing paint	3. Carefully strip existing paint
D	Metal Casement Window	4. Replace damaged or rotten sections as necessary	4. Piece in new timber to cills, sub-frames etc wherever decayed. Renovate and restore elsewhere
E	Directly glazed metal frame window	5. Repair and strengthen loose tenon joints	5. Conserve metal work and restore lead comes
F	Fixed Casement Window (barred)	6. Reglaze sashes with heritage double glazing units	6. Reglaze as necessary, Retain frosted glass where possible
G	Side hung casement with bottom hung top light Window	7. Replace parting beads if necessary	7. Replace timber trims to match where necessary
H	Fixed with Fanlight Window	8. Prepare and repaint sashes and frames	8. Prepare and repaint both timber and metalwork
J	Timber horizontally pivoted window	9. Refit sashes and install perimeter sealing system and other seals and brushes as necessary to eliminate draughts and rattles etc.	9. Refit casements fitting seals etc. as necessary and possible
K	Timber internally opening casement	10. Refit ironmongery and install additional stops and security devices as necessary	10. Refit ironmongery and install additional stays and security devices as necessary
			11. Fit internal secondary glazing to match glazing pattern













Window number	Location	Elevation	Type	Notes/Works	Photo
First Floor					
WF01	Preschool Rm 1	NW	C	Three part window. Open casements to outer units with fixed lights over. Fixed central window with opening fanlight over. Steel frames in timber sub-frames with leaded panes. Some original, some replacement fittings. Timber boarding around facing brickwork surround. Generally in good condition. Secondary glazing already installed. Restore and repaint as necessary	
WF02	Preschool Rm 1	NE	B	Single sash window in timber frame - part of triple window. Plain glass. Metal chains, original fixtures. Stone cill, brickwork flanks, timber lintel over. Reasonable condition, but mould to LH side. General restoration and repainting only required	
WF03	Preschool Rm 2	NE	B	Double sash window in timber frame - part of triple window. Plain glass. Metal chains, original fixtures. Stone cill, brickwork flanks, timber lintel over. Reasonable condition, but mould to LH side. General restoration and repainting only required	
WF04	Preschool Rm 3	NE	B	Triple sash window in timber frame. Plain glass. Metal chains, some original and some new fixtures. Stone cill, brickwork flanks, timber lintel over. Reasonable condition, but mould to LH side. General restoration and repainting only required	
WF05	Preschool WC	SE	J	Timber horizontally pivoting window, poorly fitting. Brickwork surround, stone cill. In reasonable condition, but requires repair and refitting. Install double glazing	

WF06	Preschool WC	SW (L-well)	K	Single timber casement, internally opening with steel water bar. Pigeon's nest on cill. In good condition, rub down and repaint. Fit with anti bird spikes Install double glazing	
WF07	Preschool WC	SW (L-well)	B	Single timber sliding sash window in part dormer, stone cill. Not all fittings original Good condition internally, externally suffering from overflowing gutter. Restore, rub down and repaint	
WF08	Store	SE (L-well)	B	Single timber sliding sash window in brickwork surround and stone cill. Good condition generally, paintwork peeling badly. Rub down and repaint	
WF09	Stair-corridor	SE (yard)	B	Double sash window in timber frame. Plain glass. Metal chains, some original and some new fixtures. Stone cill, brickwork arch and flanks Reasonable condition General restoration and repainting only required	
WF10	Store	SE (L-well)	B	Single timber sliding sash window in brickwork surround, stone cill. Good condition internally. Rub down and repaint	
WF11	Corridor	NE (L-well)	B	Single timber sliding sash window in brickwork surround, stone cill. Good condition internally. Rub down and repaint	
WF12	Corridor	NE (L-well)	B	Single timber sliding sash window in brickwork surround, stone cill. Good condition generally. Rub down and repaint	

WF13	Lift	NE (yard)	B	Single timber sliding sash window in brickwork surround, stone cill. Not original. Cut out opening to become lift doorway	
WF14	Lift lobby	SE (yard)	B	Single timber sliding sash window in brickwork surround, stone cill. Obscured glass with plastic ventilation fan. Good condition generally. Reglaze in clear glass. Rub down and repaint	
WF15	Year 3 Rm 1	SE (yard)	B	Double sash window in timber frame. Plain glass. Metal chains, original fixtures. Stone cill, brickwork arch and flanks. Reasonable condition. General restoration and repainting required	
WF16	Year 3 Rm 1	SW	C	Two parts of triple window. Open casements with opening fanlights over. Steel frames in timber sub-frames with leaded panes. Some original, some replacement fittings. Timber boarding around facing brickwork surround. Timber cill in poor condition and paintwork peeling to outside but otherwise in good condition. Make good or replace cill. Restore and repaint window as necessary	
WF17	Year 3 WC	SW	C	One part of triple window. Open casements with opening fanlights over. Steel frames in timber sub-frames with leaded panes. Some original, some replacement fittings. Timber boarding around facing brickwork surround. Timber cill in poor condition and paintwork peeling to outside but otherwise in good condition. Make good or replace cill. Restore and repaint window as necessary	
WF18	Year 3 Rm 2	SW	C	Double window. Open casements with opening fanlights over. Steel frames in timber sub-frames with leaded panes. Some original, some replacement fittings. Timber boarding around facing brickwork surround. Timber cill in poor condition and paintwork peeling to outside but otherwise in good condition. Make good or replace cill. Restore and repaint window as necessary	
WF19	Year 3 Rm 2	NW	C	Double window. Open casements with opening fanlights over. Steel frames in timber sub-frames with leaded panes. Some original, some replacement fittings. Timber boarding around facing brickwork surround. Paintwork peeling to outside but otherwise in good condition. Restore and repaint window as necessary	

WF20	Year 3 Rm 2	NW	C	Double window. Open casements with opening fanlights over. Steel frames in timber sub-frames with leaded panes. Some original, some replacement fittings. Timber boarding around facing brickwork surround. Paintwork peeling to outside but otherwise in good condition. Restore and repaint window as necessary		
WF21	Meeting Rm	NW	D	Double window. Opening casements. Steel frames in timber sub-frames with leaded panes. Some original, some replacement fittings. Timber boarding around facing brickwork surround. Paintwork peeling but otherwise in good condition. Restore and repaint window as necessary		

Second Floor						
WS01	WC (stairs)	SE (yard))	B	Single sash window in timber frame .Plain glass. Metal chains, original fixtures. Stone cill, brickwork arch and flanks. Reasonable condition, but putty and paint peeling badly externally General restoration and repainting required		
WS02	Stairs	SW (L-well)	B	Double sash window in timber frame. Plain glass. Metal chains, original fixtures. Stone cill, brickwork arch and flanks. Reasonable condition, but peeling paintwork externally. General restoration and repainting required		
WS03	Store	SE (L-well)	B	Single sash window in timber frame. Obscured glass. Metal chains, original fixtures. Stone cill, brickwork arch and flanks. Reasonable condition, but poor external timberwork General restoration and repainting required		
WS04	Corridor	NE (L-well)	B	Single sash window in timber frame. Clear glass. Metal chains, original fixtures. Stone cill, brickwork arch and flanks. Reasonable condition, but poor external paintwork General restoration and repainting required		
WS05	Corridor	NE (L-well)	B	Single sash window in timber frame. Clear glass. Metal chains, original fixtures. Stone cill, brickwork arch and flanks. Reasonable condition, but poor external timberwork General restoration and repainting required		

WS06	Lift	NE (yard)	B	Single timber sliding sash window in brickwork surround, stone cill. Not original. Cut out opening to become lift doorway			
WS07	Lift lobby	SE (yard)	B	Single sash window in timber frame. Clear glass. Metal chains, original fixtures. Stone cill, brickwork arch and flanks. Obscured glass with plastic ventilator in upper pane. Reasonable condition, but poor external timberwork. Reglaze as necessary, General restoration and repainting required			
WS08	Store/IT	SE (yard)	B	Double sash window in timber frame. Plain glass. Metal chains, original fixtures. Stone cill, brickwork arch and flanks. Reasonable condition, but peeling paintwork externally. General restoration and repainting required			
WS09	Staff Rm	SW	C	Two parts of triple window. Open casements with opening fanlights over. Steel frames in timber sub-frames. Not original and without leaded lights. Timber boarding around facing brickwork surround. Generally in good condition but cill and external paintwork poor. Secondary glazing already installed. Replace cill and restore and repaint as necessary			
WS10	Staff WC	SW	C	One part of triple window. Open casement with opening fanlight over. Steel frames in timber sub-frames. Not original and without leaded lights. Timber boarding around facing brickwork surround. Generally in good condition but cill and external paintwork poor. Secondary glazing already installed. Replace cill and restore and repaint as necessary			
WS11	Kitchen	NW	C	Three part window. Open casements to outer units with opening fanlights over. Fixed central window. Fixed central window. Steel frames in timber sub-frames with leaded panes. Some original, some replacement fittings. Timber boarding around facing brickwork surround. Generally in good condition but poor external paintwork. Restore and repaint as necessary			
WS12	Office	NW	C	Two part window. Open casements with opening fanlights over. Steel frames in timber sub-frames with leaded panes. Some original, some replacement fittings. Timber boarding around facing brickwork surround. Generally in good condition but poor external paintwork. Restore and repaint as necessary	