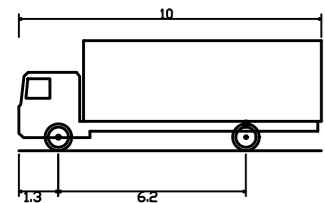
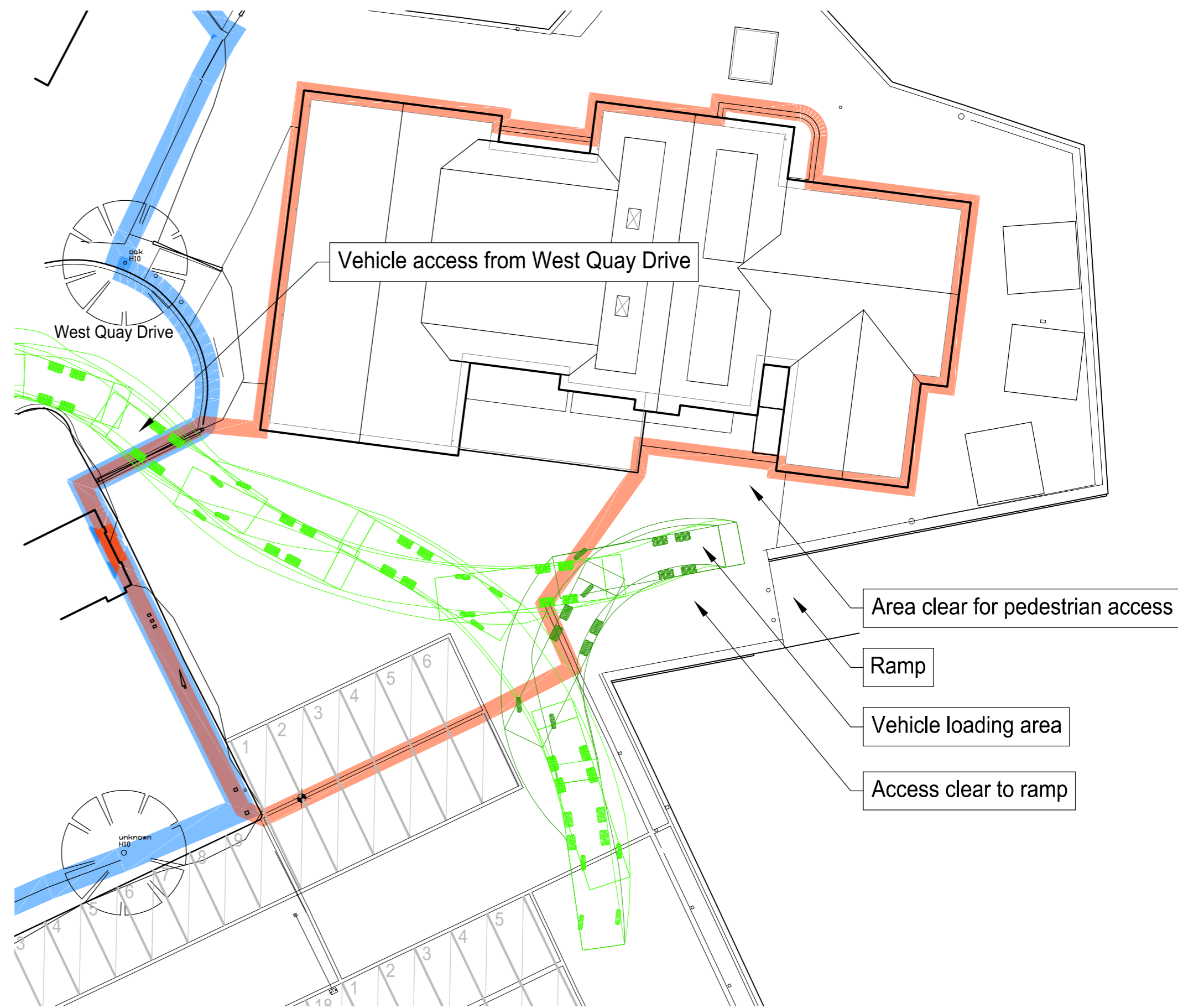


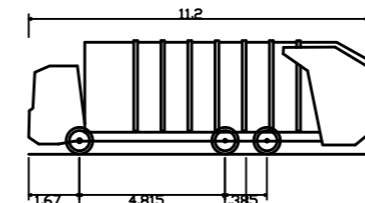
Proposed Delivery Vehicle
Access and Egress



FTA Design Rigid Vehicle (1983)
 Overall Length 10.000m
 Overall Width 2.500m
 Overall Body Height 3.632m
 Min Body Ground Clearance 0.427m
 Track Width 2.500m
 Lock to lock time 4.00s
 Kerb to Kerb Turning Radius 12.000m



Proposed Refuse Vehicle
Access and Egress



Phoenix 2 Duo (P2-15W with Elite 6x4 chassis)
 Overall Length 11.200m
 Overall Width 2.530m
 Overall Body Height 5.751m
 Min Body Ground Clearance 0.304m
 Track Width 2.500m
 Lock to lock time 4.00s
 Kerb to Kerb Turning Radius 9.500m



| Rev | Date | Description |
|-----|------|-------------|
|-----|------|-------------|

SORBON
ESTATES

Project
Willowtree Marina, West Quay Drive,
Yearning, UB4 9TB.

Planning

Drawing

Proposed Servicing and
Delivery Plan

Date 22.10.2024 Scale @ A2 1:250 Drawn AJT

Drawing number WTMY/TR/001 Revision -