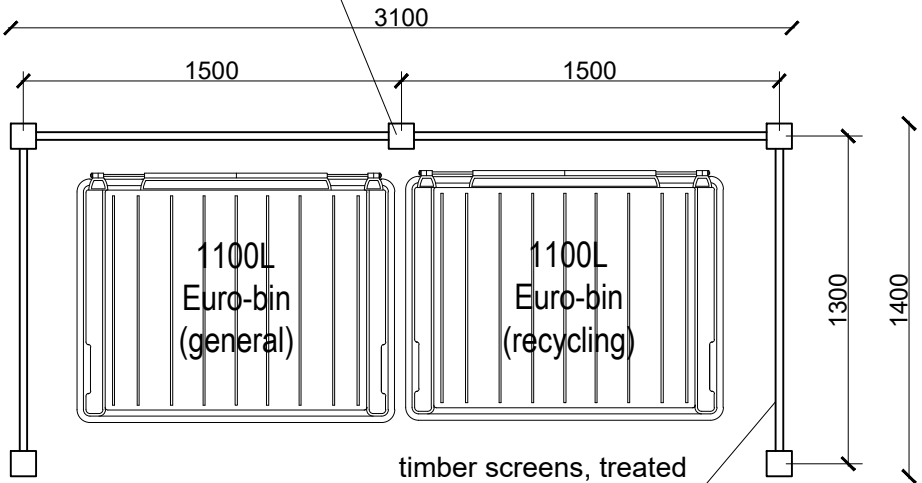
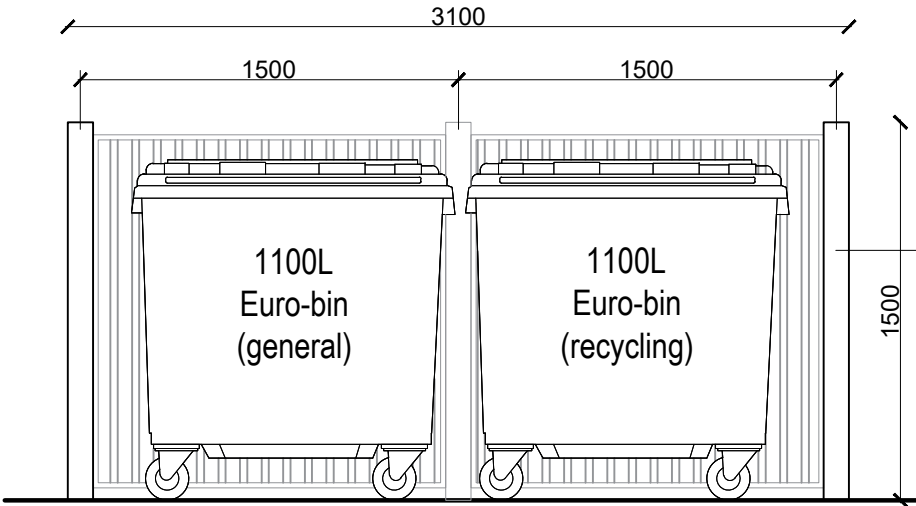


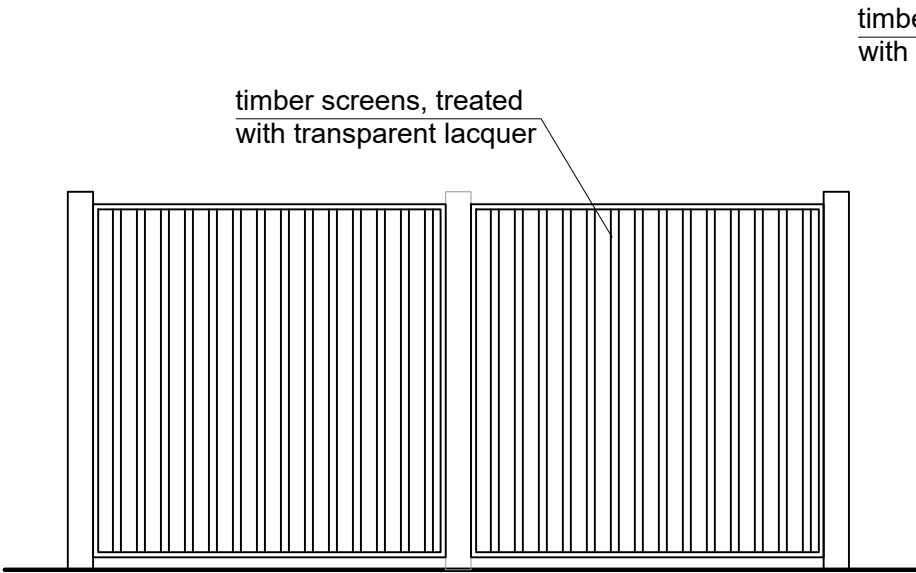
metal post, painted white and fixed to concrete slab



PLAN VIEW
scale 1:30

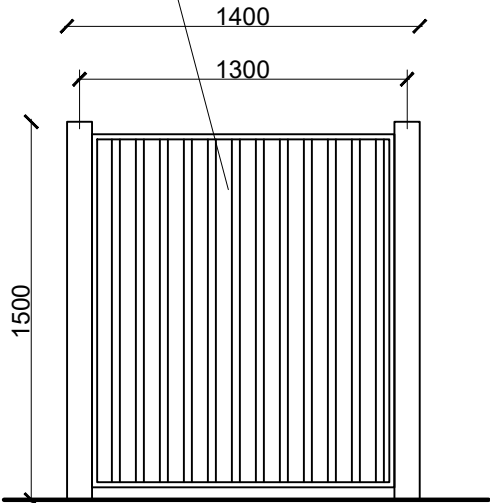


FRONT VIEW
scale 1:30

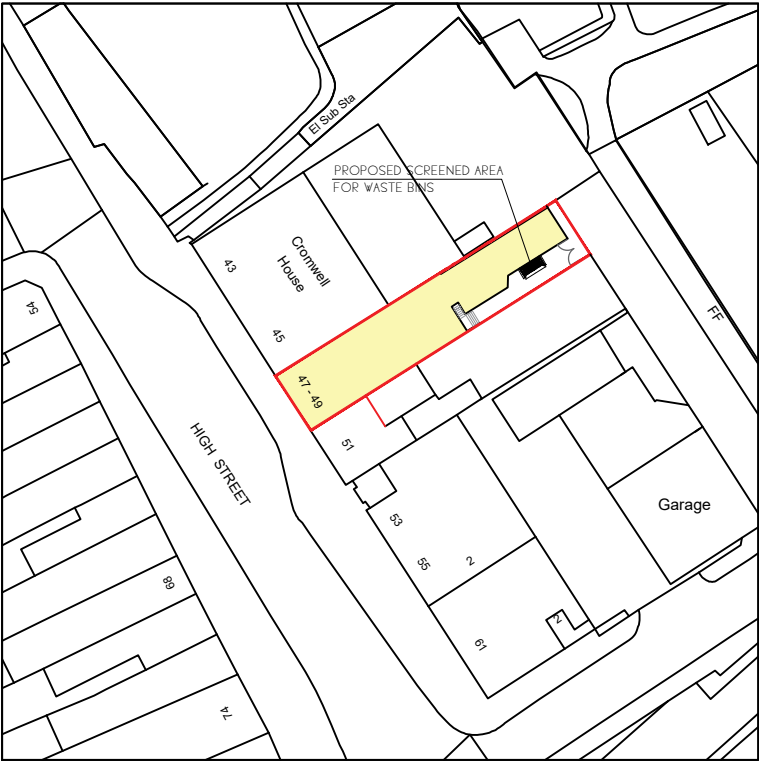


REAR VIEW
scale 1:30

timber screens, treated with transparent lacquer



SIDE VIEW
scale 1:30



SITE PLAN

GENERAL NOTES:
All setting-out must be checked on site.
All levels must be checked on site and refer to established Datum from relevant topographic survey.
All fixings and weathering must be checked on site.
This drawing must not be scaled.
This drawing must be read in conjunction with all other relevant architectural, structural engineering and M&E drawings.
This drawing must not be used for land transfer purposes.
Subject to survey, consultation and approval from all statutory Authorities.

© 2020 Lazar Fang Group Ltd
The copyright of this drawing is vested in Lazar Fang Group Ltd and it may not be reproduced in whole or part or used for the manufacture of any article without the express permission of the copyright holders.
Lazar Fang Group Ltd has prepared this document in accordance with the instructions of the Client under the agreed Terms of Appointment.
This document is for the sole and specific use of the Client and Lazar Fang Group Ltd shall not be responsible for any use of its contents for any purpose other than that for which it was prepared and provided. Should the Client require the electronic copies of the document for other parties, this should be for co-ordination purpose only, the whole of the file can be copied, but no professional liability or warranty should be extended to the other parties by Lazar Fang Group Ltd in this connection, without the explicit written agreement thereto by Lazar Fang Group Ltd.



EXAMPLE OF PROPOSED
SCREENED AREA

REV.	DESCRIPTION:	BY:	DATE:
STATUS: CONDITIONS DISCHARGE			

Lazar Fang Group
architectural services and design
20-22 Wenlock Road, London, N1 7GU
email: info@lf-g.co.uk
tel: 07950 500 888

PROJECT: PART TWO STOREY, PART SINGLE STOREY
REAR EXTENSION OVER FLAT ROOF TO INCORPORATE
2 ADDITIONAL 2 BED FLATS AND 1 BED FLAT AND
ENHANCE THE 2 EXSISTING 2 BED FLATS

SITE: 47-49 High Street, Ruislip HA4 7BD, London		TITLE: DISCHARGE OF PLANNING CONDITION 3, PROVISION OF SCREENED STORAGE OF REFUSE BINS	
SCALE AT A3: 1:30	DATE: 30.03.2020	DRAWN: CL	CHECKED: CL
PROJECT NO: LFG-PT-01	DRAWING NO: CD-002	REVISION: -	