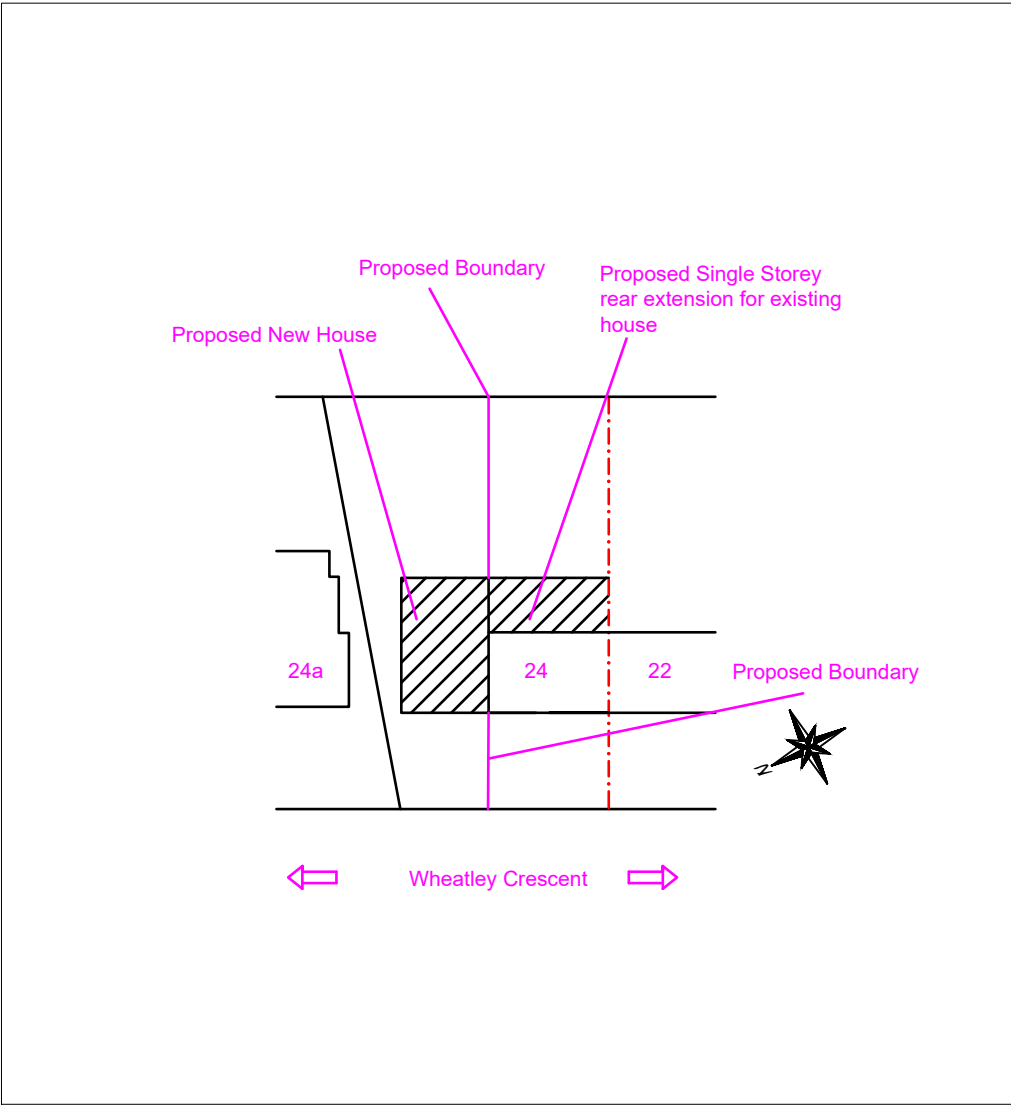
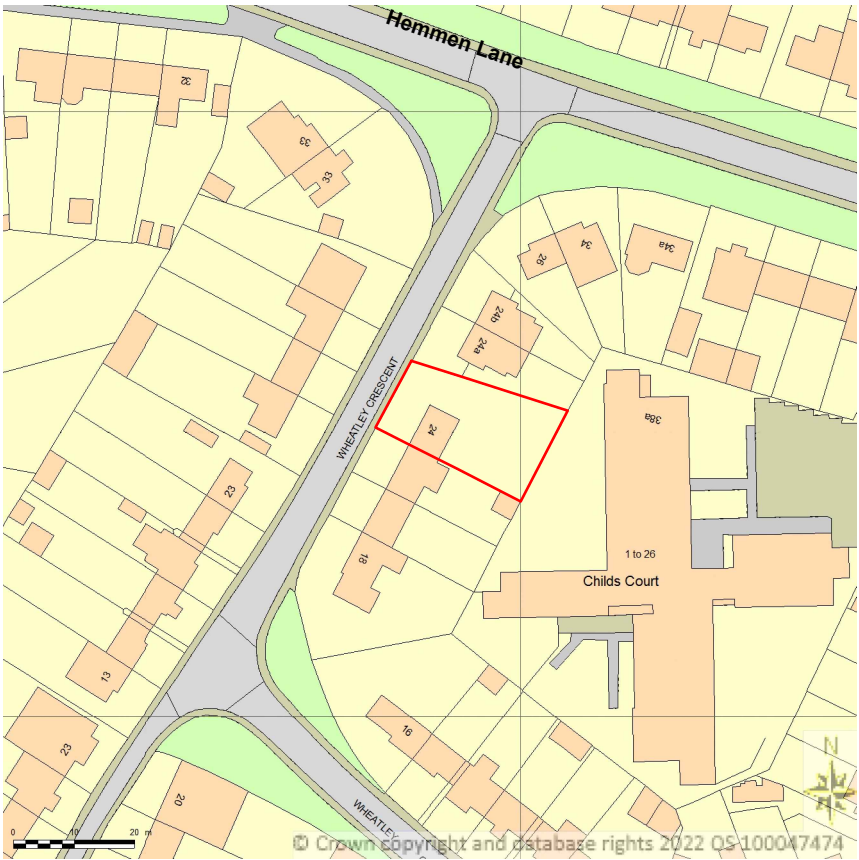


Note: This Drawing is for planning purpose and should not be used for construction.  
All dimensions should be confirmed on site and any deviation should be reported back to designer.



Site Plan@  
1:500



Location Plan@  
1:1250

**Proposed Development:**

Construction of New 2 Bedroom end of terrace house and Single storey rear extension to existing house

**Site Address:**

24 Wheatley Crescent  
Hayes  
UB3 2JF

**Revisions:**

Rev	Date	Description
A	15/06/2023	
B	20/09/2023	Front in line, removed side projection

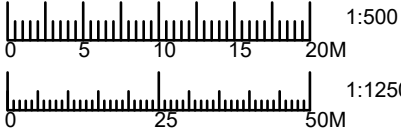
**Drawing Description:**

Site plan & Location Plan

**Drawing No:**

ART/2023/NH24WC/SPLP Rev B

Scale: 1:500, 1:1250  
Paper Size: A3  
Sheet No: 6 of 6



ART CONSULTANTS (UK) LTD  
113 LONG LANE  
STANWELL  
TW19 7AL  
M:07960071377  
E: ARTCONSULTANTSUK@GMAIL.COM