





A



B



1

2



BLACK BOARD SIGN
WITH SIGNWRITING






ENAMEL SIGN



1 Front elevation

PRIORY CAFE
14/122022
DESIGNED *by* GOOD PEOPLE
hi@designedbygoodpeople.com 0207 193 0098
Contact: Lee Newham
1 ENAMEL SIGN WITH BOTTOM 1330mm in blackboard paint
2 ENAMEL SIGN


1 ENAMEL SIGN WITH BOTTOM in blackboard paint.
Top to line up with top of window,
centred between decorative brickwork and window
Bottom of sign to line up with bottom of cill.
2 ENAMEL SIGN
Bottom to line up with bottom of windowcill,
centred in the space between window on left and corner.

COLOURS TO MATCH TO:
 RAL5013
 PMS290
 PMS600c

PLEASE NOTE: CONTACTORS SHOULD TAKE THEIR
OWN MEASUREMENTS AND ADAPT ARTWORK
WITHOUT STRETCHING OR ALTERING THE TYPE.



2 Side elevation with door

SCALE: 1:40




530mm

1497mm

1024 mm (blackboard area)

1



650mm

825mm

2

PRIORY CAFE

14/12**2022**

DESIGNED *by* GOOD PEOPLE

hi@designedbygoodpeople.com 0207 193 0098
Contact: Lee Newham

1 ENAMEL SIGN WITH BOTTOM 1024mm in blackboard paint

2 ENAMEL SIGN

COLOURS TO MATCH TO:

RAL5013

PMS290

PMS600c

PLEASE NOTE: CONTACTORS SHOULD TAKE THEIR OWN MEASUREMENTS AND ADAPT ARTWORK WITHOUT STRETCHING OR ALTERING THE TYPE.

SCALE: 1:10

