





A



B



1



BLACK BOARD SIGN
WITH SIGNWRITING

2



ENAMEL SIGN



1 Front elevation



2 Side elevation with door




PRIORY CAFE
30/102022
DESIGNED *by* GOOD PEOPLE
hi@designedbygoodpeople.com 0207 193 0098
Contact: Lee Newham

1 ENAMEL SIGN WITH BOTTOM 1330mm in blackboard paint
2 ENAMEL SIGN

1 ENAMEL SIGN WITH BOTTOM in blackboard paint.
Top to line up with top of window,
centred between decorative brickwork and window

2 ENAMEL SIGN
Bottom to line up with bottom of windowcill,
centred in the space between window on left and corner.

COLOURS TO MATCH TO:

		
RAL5013	PMS290	PMS600c

PLEASE NOTE: CONTACTORS SHOULD TAKE THEIR OWN MEASUREMENTS AND ADAPT ARTWORK WITHOUT STRETCHING OR ALTERING THE TYPE.

SCALE: 1:40
0 1m



530mm

1850mm

1370mm (blackboard area)

1






650mm

825mm

2

PRIORY CAFE
30/102022
DESIGNED *by* GOOD PEOPLE
hi@designedbygoodpeople.com 0207 193 0098
Contact: Lee Newham
1 ENAMEL SIGN WITH BOTTOM 1370mm in blackboard paint
2 ENAMEL SIGN

COLOURS TO MATCH TO:

		
RAL5013	PMS290	PMS600c

PLEASE NOTE: CONTACTORS SHOULD TAKE THEIR OWN MEASUREMENTS AND ADAPT ARTWORK WITHOUT STRETCHING OR ALTERING THE TYPE.

SCALE: 1:10

