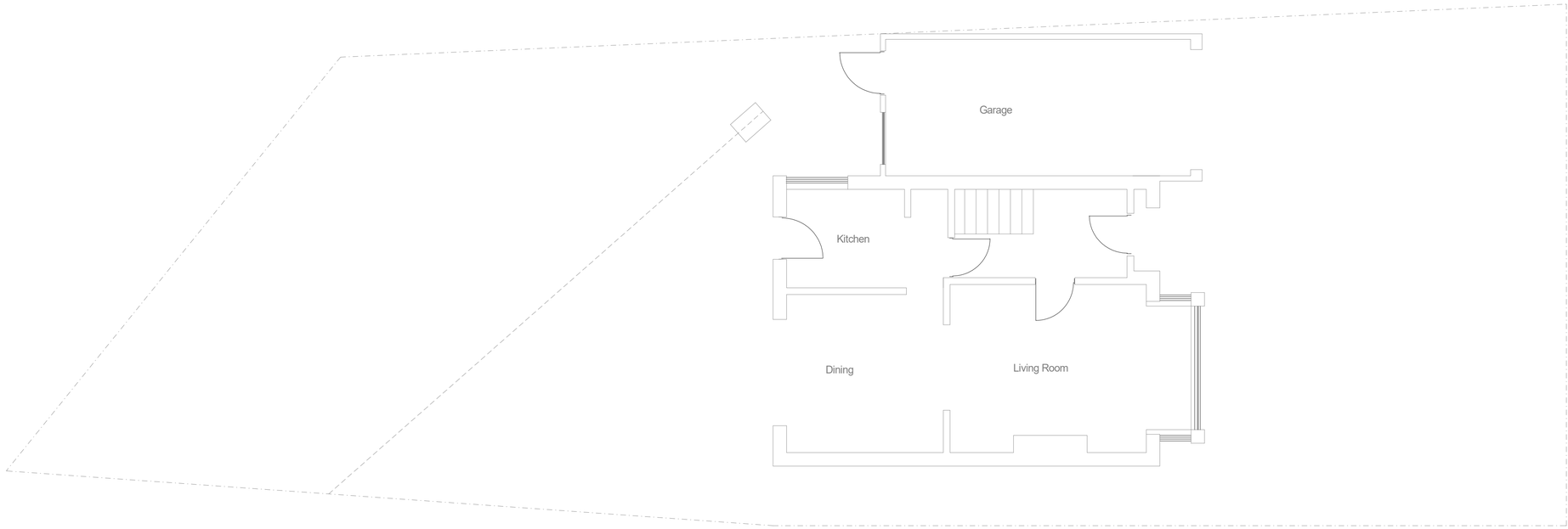

EXISTING GROUND FLOOR PLAN

STAIRS
Stair to have a maximum pitch of 42 degrees, and a handrail fixed at 900mm above tread
Minimum headroom above the stair to be 2m

MECHANICAL VENTILATION
Bathrooms to have 30l/s fan, Kitchen to have 30l/s fan in extract hood over hob, Utylity 15l/s
All fans to discharge to extenal air via appropriate size duct
Bathrooms to have humidistat contol

WASTES
32mm basin, 40mm bath shower and sink
combined wastes to be 50mm
All wastes to have deep seal traps

PROPOSED ROOF PLAN

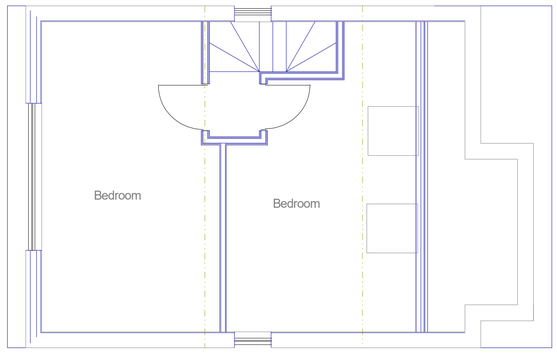

PROPOSED SECOND FLOOR PLAN

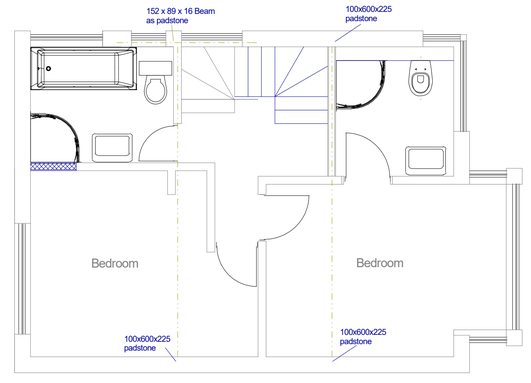

PROPOSED FIRST FLOOR PLAN

61 Pavillion Way
Ruislip

SCALE 1:50
0 1m 2m 3m 4m 5m

PLAN
PROJECT

Proposed Plans
loft conversion

General Notes:
1. All dimensions to be checked on site prior to construction any discrepancies should be reported to the highford design
2. All drawings are indicative of architects visual requirements only and show design intent only.
As this is a computer drawing scale of drawings can vary on printing check on site for setting-out
Copyright: Highford Design 2021
This drawing should not be used to calculate areas for the purpose of valuations. All dimensions to be checked on site by contractor and such dimensions to be their responsibility

DWG No
02
Rev: -

Date: August 2021
Project: 61 Pavillion Way, Ruislip
Scale 1:50 @ A1
Checked: AW
Drawing Title: Plans
Status: Construction
Job No: 345

Highford
Design and Build Limited
27 Bellamy Close, Ickenham, Middlesex. UB10 8SJ
email: info@highforddesign.co.uk - web: www.highforddesign.co.uk
telephone: 01895 622575 - mobile: 07557 390205