PLANTING NOTES

1. Generally

- Where appropriate all relevant British Standards shall apply.
- Imported soils shall be compliant with BS:3882: 2015
- Imported subsoils shall be compliant with BS:8601: 2013
- Imported soils (subsoil & topsoil) shall be from an A9 DUG source
- Manufactured soils SHALL NOT BE ALLOWED.
- Soil test certificate(s) in accordance with the BS shall be required.
- Tree Planting: shall be compliant with BS 8545:2014
- Planting Stock shall be compliant with BS 3936. Plants shall be transported in accordance with the JCLI Plant Handling Code
- Planting operations shall be carried out in accordance with the relevant sections of BS4428:1989
- Planting operations shall take place during the planting season Nov–March unless otherwise agreed.
- Seeding operations shall take place between March – September in appropriate dry conditions but when rain is forecast.
- No planting or seeding operations shall take place in freezing or wet conditions
- No chemicals shall be used for the control of canalside vegetation without CA approval and confirmation that a licence has been obtained from the Environment Agency
- For all hardworks, refer to architects / engineers drawings
- For all engineering works / locations of utilities, including surface water and foul drainage refer to engineers drgs. It shall be a strict requirement, prior to the works commencing in any area, that all utilities, below and overground shall be identified and any potential conflicts with the works resolved with the CA.
- Allow Root Barriers to trees if required by the CA and agree there location(s) and extent

2. Site Clearance

- For site clearance and matters concerning remediation requirements refer to information supplied by others – Architects / Engineers

3. Planting Bed Preparation

- Prior to spreading soils the formation depth of each area shall be confirmed and agreed with the CA. The formation grades shall be uncompacted allowing adequate drainage

4. Imported soils

- Shall be supplied, spread and prepared as follows:

Tree Pits (Ref DtL1)

- Subsoil min 300mm
- Topsoil min 300mm

Shrub Beds / Informal Hedging (Ref DtL2)

- Subsoil min 300mm - loosely spread and lightly compacted
- Topsoil min 300mm - loosely laid, graded and stone picked and cultivated incorporating 30% by volume green compost to PAS 100. A proprietary slow-release fertiliser shall be applied and raked into the soil surface at manufacturers recommended rates.

Species Rich Grassland / Wildflora (Ref DtL1)

Subsoil min 200mm

- The areas for wildflora shall be cultivated to a fine tilth, stone picked, and graded in dry conditions in accordance with best practice. Fertilisers shall not be used.

Rain Garden (Ref DtL3)

- Surface Material shall be 70 / 30 Sand / Subsoil Mixture min 150mm depth

5. Planting Specification

Specimen Tree Planting

- Species shall be as indicated
- At locations shown trees shall be planted sized as Selected Standard (SS) Trees 10-12cm girth Rootballed trees
- Trees shall be planted in prepared pits as indicated DtL 1.

Shrub Planting

- Species shall be as indicated
- Planted at a rate of 3 (plants per m.sq

Informal Hedgerow

- Species shall be as indicated
- Planted at a rate of 3 (plants per m.sq in species groups of not less than 3.

Groundcover Planting

- Species shall be as indicated
- Planted at a rate of 3 (plants per m.sq throughout the area indicated

Watering & Mulching

- After planting all trees, hedgerows and shrub beds shall be thoroughly watered and then mulched with an ornamental grade bark mulch to a depth of 75mm.

Species Rich Grassland / Wildflora

- The seed suppliers growing guide shall be strictly adhered to, in particular with regard to soil preparation and obtaining a weed free seed bed
- Seed mixture shall be Germinal WF3 General Purpose Meadow mixture premixed with A4 Low maintenance grass seed mixture
- Seed Mixture for Rain Garden shall be Germinal WF9 for Wetland Areas
- Obtain confirmation of Seed Mixture from the CA prior to ordering and sowing
- Sow seed in autumn or spring in dry conditions when rain is forecast. Sow seed at suppliers recommended rates

6. Establishment Maintenance

Generally

- The maintenance of the landscape softworks shall be continued for a period of 5 years post completion. The following operations shall be included:
  - Litter picking (10x pa)
  - Replacement of failed plants annually (x1)
  - Weeding (10x pa)
  - Mowing (x2)
  - Pruning & Hedge Cutting (x2)
  - Watering (during droughts allowing 4x pa)

Trees

- Allow pruning dead dying or diseased wood annually removing arising's
- Allow replacing/re-fixing tree stakes and ties and removal of these at Year 5

Informal Hedgerows

- Allow facing up of hedgerows 2 x annually avoiding the Bird Nesting Season 1st Mar – 30th Sept inc.) in late Autumn and late Winter. Allow vertical growth for first 2 seasons after planting, thereafter topping off of hedgerow at 2.0m height

Cornus Sp

- Allow to freely grow for first 2 seasons, thereafter stooling annually in late winter cutting stems to ground
- Remove arising's

Species Rich Grassland / Wildflora inc. Rain Garden

- Allow 1 cut in late spring (end of May)
- Allow 1 cut in late summer (end of September)
- Timing of cuts shall be to follow flowering in dry conditions. Allow removal of all arising's from site.

PLANT SCHEDULE

SPECIES	PLANTED	SPECIFICATION	NO
TREES			
Alnus glutinosa	Locations AS and as DtL1	Feathered 8-10cm / 1.8m Hgt Rootballed	3

Informal / Naturalistic Hedgerows (80m.sq)			
Alnus glutinosa 20%	Planted in species groups of not less than 3 at 3 plants per m.sq	BR Transplant 40-60cm	48
Frangula alnus 20%		3L Pots 40-60cm	48
Crataegus monogyna 20%		BR Transplant 40-60cm	48
Ilex aquifolium (10%)		3L Pots 40-60cm	24
Salix cinerea (10%)		3L Pots 40-60cm	24
Viburnum opulus (20%)		3L Pots 40-60cm	48
Shrub Planting (20m.sq)			
Cornus sanguinea	3/m.sq	BR Transplant 40-60cm	60

Groundcover Plants (100m.sq)*			
Hedera helix Hibernica	3/m.sq	2L Pots	300

Species Rich Grassland / Wildflora

By Germinal UK: Ref WF3 Wildflora General Purpose Meadow Mix with A4 Grass seed mixture for low maintenance areas pre-mixed and sown at recommended rates strictly in accordance with suppliers recommendations
For Rain Gardens: By Germinal UK: Ref WFG9 for Wetland Areas

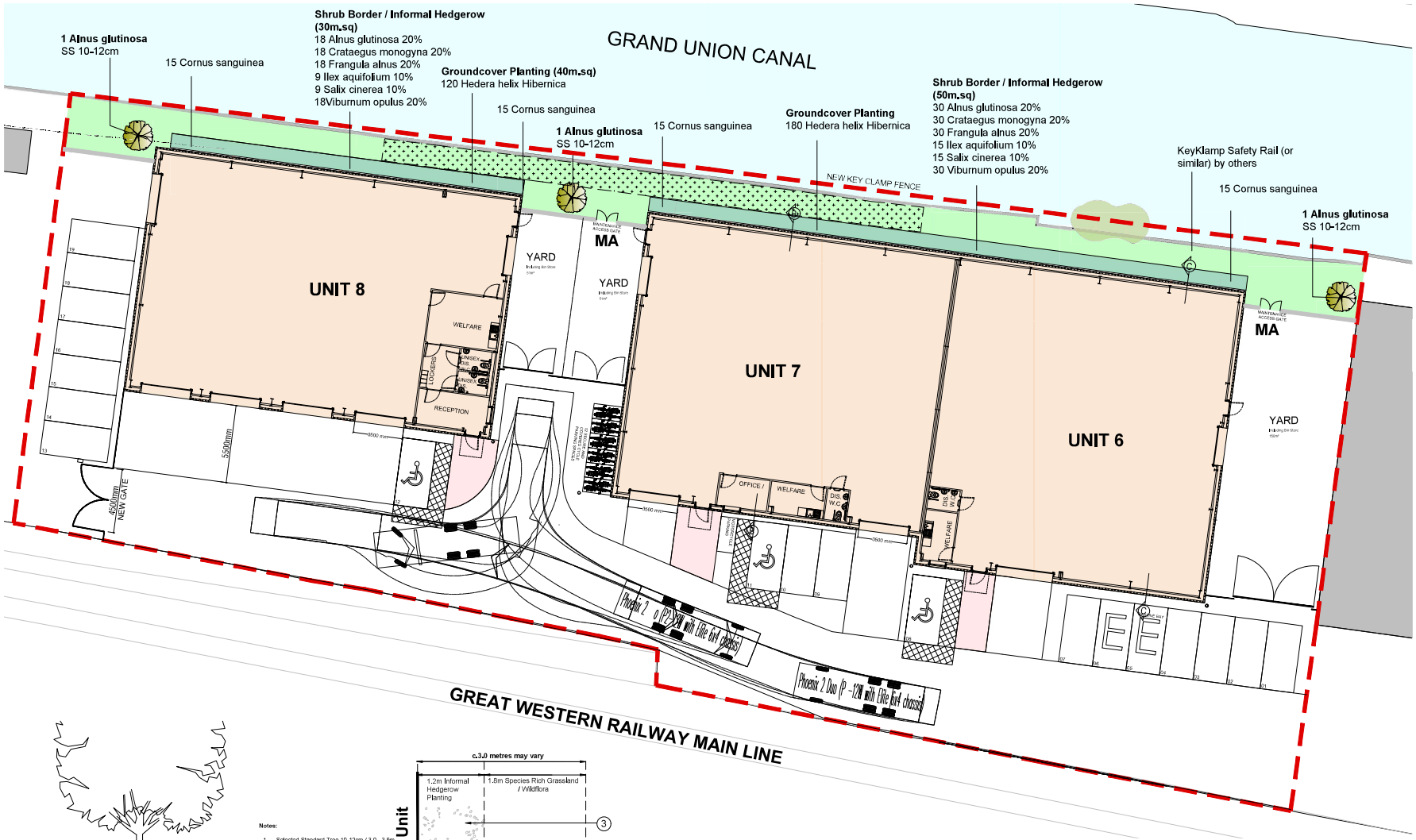

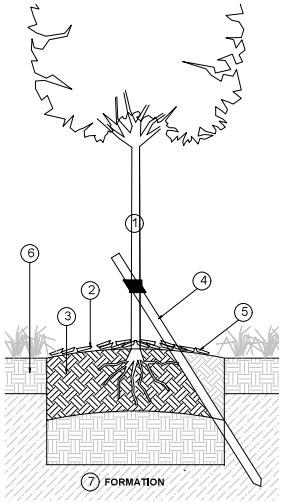

1 Selected Standard Tree Planting
Scale 1:10

Notes:

1. Selected Standard Tree 10-12cm / 3.0 - 3.5m Hgt
2. Tree planted at nursery depth allowing a slightly domed (75mm) profile. Damaged branches shall be carefully pruned. The central leader shall be carefully protected
3. Tree Pit excavated c.1.0m sq, Depth minimum 600mm. Allowing:
   - Thorough loosening of sides and bottom of pit to allow drainage and root penetration
   - Backfill pit with subsoil (300m depth) & topsoil (300mm depth) mixed thoroughly 50% by volume Tree Planting & Mulching Compost (TPMC)
   - Allow domed profile at surface at base
4. Allow single staking at c.45 deg using 1 Nr tanalised & turned softwood stakes 1500 x 50mm dia. Allow for cutting cleanly at c.400mm above ground level & tying with a 38mm wide strap & block. Strap and block by Toms or similar
5. Min 75mm depth composted bark mulch / ornamental grade to 0.5m radius
6. Adjacent areas (with the exception of the Rain Garden) comprising 200mm subsoil prepared for Species Rich Grassland / Wildflora seeding
7. Formation grades, shall be de-compacted and free of deleterious material prior to placement of subsoil.

Additional Note:
Locations for planting each tree are shown indicatively: the exact locations shall be confirmed on site depending upon the proximity of utilities. Where appropriate root barriers (RiRoot 600 by GreenBLue Urban or similar) shall be installed for the protection of trees).

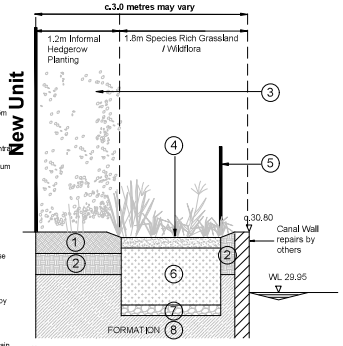

Notes:

1. Topsoil to BS: 3882, 300mm depth
2. Subsoil to BS: 8601, Min 300mm depth
3. Informal Hedgerow Refer to Planting notes
4. Wildflora Seeding Germinal WFG9 for Wetland Areas on 70 / 30 Sand/Subsoil Mixture min 150mm depth
5. KeyKlamp Safety Rail or similar by others

Rain Garden Construction – Indicatively shown, Refer to Engineers Details for full description

6. Filter Medium to Ciria 753 800mm depth
7. Drainage pipework in clean stone
8. Formation

2 Section through Rain Garden / Canal Edge (Typical)
Scale 1:25

KEY

- Application Boundary (Refer to Arch Drgs)
- Existing Vegetation* (indicatively shown only)
- New Trees (Selected Standard Trees 10-12cm planted as DtL1)
- Informal Hedgerow (Mixed native species)
- Species Rich Grassland / Wildflora Seeding (Germinal Seed Mix WF3 & A4 combined)
- Rain Garden (Germinal Seed Mix WFG9 as DtL2))
- Canalside Wall (Works to Wall by others)
- Maintenance Access — MA

* *The entire area for planting / seeding above the Canal Wall shall be cleared of existing vegetation.*

North

SCALE BAR 10m

Issue 17 March 2023 FOR PLANNING ONLY

Robert Rodger Associates Ltd
Landscape Architecture * Landscape Planning * Urban Design
'Rivington', Church Lane, Farndon, Chester CH3 6QD

Client	**Berrite Limited**		
Project	**Berrite Estate Units 6 7 & 8**		
Drg.Title	**Landscape Layout**		
Date	**Mar 2023**	**Scale: 100 @ A0**	**Drg: RAL 386-01**
Drawn	**RKR**		**Issue: 03**