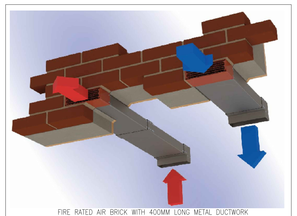


FIRE SLEEVE DETAIL

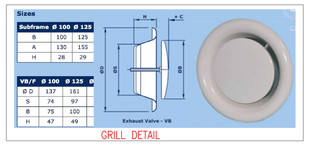


GRILL DETAIL

## KEY – VENTILATION:

- EF1 — EXTRACT FAN.
- RE-CIRCULATION KITCHEN COOKER HOOD.
- EXTRACT AIR FROM UNIT.
- SUPPLY AIR TO UNIT.
- HEAT RECOVERY VENTILATION UNIT – WHOLE HOUSE VENTILATION AS VENT AXIA SENTINEL KINETIC ADVANCE – LEFT HAND UNIT WITH NOX FILTER.
- FRESH AIR FROM OUTSIDE.
- EXHAUST AIR TO OUTSIDE.
- FRESH AIR FROM OUTSIDE.
- EXHAUST AIR TO OUTSIDE.
- HEAT RECOVERY VENTILATION UNIT – WHOLE HOUSE VENTILATION AS VENT AXIA SENTINEL KINETIC ADVANCE – RIGHT HAND UNIT WITH NOX FILTER.
- EXTRACT AIR FROM UNIT.
- SUPPLY AIR TO UNIT.
- CEILING MOUNTED EXTRACT GRILLE.
- CEILING MOUNTED SUPPLY GRILLE.
- EXHAUST AIR BRICK
- FRESH AIR AIR BRICK
- 204x60mm FLAT DUCT.
- 204x60mm INSULATED FLAT DUCT.
- ROUND DUCT.
- FC — FIRE DAMPER
- FIRE RATED METALLIC SLEEVES
- AIR BRICK

## VENTILATION INSTALLATION NOTES

1. ALL DUCTWORK FROM THE EXTRACT FAN UNITS, WITHIN THE FLATS, SHALL IN GENERAL BE FLAT DUCT. USE FLAT DUCTING, COMPLETE WITH 90-DEG SPIGOT CONNECTOR, BENDS, GRILLES, MOUNTING STRAPS AIRBRICK ADAPTOR AND AIRBRICK COLOUR TO BE CONFIRMED BY THE ARCHITECT. CONNECTIONS TO FANS WILL BE BY FLEXIBLE DUCTWORK WITH A MAXIMUM LENGTH OF 300MM. ALL EXHAUST/AIR INTAKE DUCTWORK IN DWELLINGS WITH 2 OR MORE BATHROOMS SHALL BE TERMINATED A DOUBLE AIR BRICK. A HIGH PERFORMANCE SINGLE BRICK CAN BE USED FOR 2-BATHROOM FLATS.

2. THE DUCTS SHALL BE 220MM BY 90MM DEEP. WHERE SERVICES CROSS OVER A SHALLOWER DUCT CAN BE USED SO LONG AS THE VELOCITY IN THE RUN OF DUCT IS NOT INCREASED BEYOND THE CRITERIA BELOW:

| | |
|---|---|
| BRANCH CONNECTIONS TO AIR VALVES | 1.25M/S |
| DISTRIBUTION IN CEILING VOIDS | 3.0M/S |
| FINAL CONNECTION TO VENTILATION UNITS | 4.0M/S |

3. AT EXTERNAL WALL INSTALL SYSTEM HIGH FLOW AIRBRICK, COLOUR BY ARCHITECT.

4. GRILLES TO BE PLASTIC OR OTHER MATERIAL COLOUR TO BE CONFIRMED BY ARCHITECT.

5. RESIDENTIAL FLAT DUCT WORK SYSTEM IS INSULATED THE ENTIRE LENGTH OF THE DUCT TO AND FROM THE MVHR UNIT, DUCTS CONNECT EXTERNALLY WITH 20mm ROCKWOOL DUCTWORK OR EQUAL AND APPROVED.

6. FOR ALL EXTRACT GRILLE POSITIONS SEE ARCHITECTS DRAWINGS.

7. FIRE WRAP OR FIRE DAMPER IS TO BE INSTALLED WHEREVER DUCTWORK PASSES THROUGH A FIRE RATED PARTITION (GENERALLY HALLWAYS). IN ADDITION TO THIS AND DUCT WORK TERMINATED TO THE EXTERNAL WALL SHALL BE FIRE WRAPPED OR HAVE A FIRE DAMPER IN PLACE. THIS SHOULD BE CONFIRMED ON SITE WITH BUILDING CONTROL, WITH REFERENCE TO THE ARCHITECTS' FIRE STRATEGY SERIES OF DRAWINGS. THE COMPLETE INSTALLATION SHOULD COMPLY WITH THE DOMESTIC VENTILATION COMPLIANCE GUIDE.

8. THE RESIDENTIAL VENTILATION INSTALLATION SHALL BE MVHR SUPPLYING AIR TO ALL BEDROOMS, AND LIVING ROOMS AND EXTRACTING FROM ALL BATHROOMS, KITCHENS AND UTILITY ROOMS, THESE WILL BE PROVIDED INTO EACH DWELLING TO MEET THE REQUIREMENTS OF APPROVED DOCUMENTS PART F AND PART L OF THE BUILDING REGULATIONS.

9. DWELLINGS WITH MVHR

- SUPPLY AND EXTRACT VENTILATION TO BE PROVIDED TO THE MINIMUM AIR FLOW RATES AS STATED BY APPROVED DOCUMENT PART F OF THE BUILDING REGULATIONS.
- A MECHANICAL VENTILATION AND HEAT RECOVERY (MVHR) UNIT WILL BE MOUNTED IN THE DWELLINGS, AS SHOWN IN MW DRAWINGS. THE INSTALLATION MUST CONSIDER THE MANUFACTURERS' REQUIREMENTS FOR MAINTENANCE.
- SUPPLY VENTILATION WILL BE PROVIDED TO THE LIVING/KITCHEN/DINING ROOM AND THE BEDROOMS.
- KITCHENS, WC, BATHROOMS AND UTILITY CUPBOARDS SHALL HAVE EXTRACT VENTILATION ONLY. THE EXHAUST AIR WILL BE DUCTED TO OUTSIDE.
- DUCTWORK SHALL TERMINATE WITH CEILING MOUNTED GRILLES WITHIN THE FLATS, AND AT EXTERNAL LOUVRES OR AIR BRICKS WHEN AT THE EXTERNAL WALL.
- A COOKER RECIRCULATION HOOD ABOVE THE COOKER SHALL BE INSTALLED TO REMOVE COOKING ODOURS, BY OTHERS.

10. PROVISION OF VENTILATION TO DWELLINGS SHOULD COMPLY WITH APPROVED DOCUMENT F 2010 AND AIR VOLUMES ARE AS FOLLOWS:

MINIMUM LOW RATE TO BE 0.3 L/SEC PER M² FLOOR AREA OR DETERMINED FROM DWELLING SIZE AS FOLLOWS, WHICHEVER IS THE GREATER:

- 1 BED UNITS 19 L/SEC
- 2 BED UNITS 25 L/SEC
- 3 BED UNITS 31 L/SEC

MINIMUM HIGH RATE TO BE DETERMINED FROM TOTALLING FLOW RATES FROM WET ROOMS:

- KITCHENS 13 L/SEC
- UTILITIES 8 L/SEC
- BATHROOMS 8 L/SEC
- TOILETS 6 L/SEC
- UTILITY CUPBOARDS 8 L/SEC

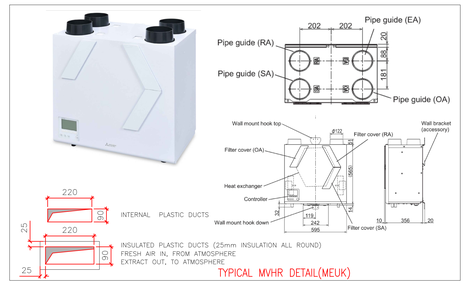


TYPICAL MVHR DETAIL(MEUK)

NON-COMBUSTIBLE AS SET OUT IN APPROVED DOCUMENT B (FIRE SAFETY) VOLUME 1: DWELLINGS, 2019 EDITION

AVAILABLE SIZES:
- 204MM X 60MM
- 220MM X 90MM
- 220MM X 126MM

METAL DUCTING STANDARD 500MM LENGTH.

AVAILABLE COLOURS:
- BROWN – RAL8016
- WHITE – RAL9016
- TERRACOTTA – RAL8004
- GREY – RAL7012
- BEIGE – RAL1001

FIRE RATED AIR BRICK DETAIL

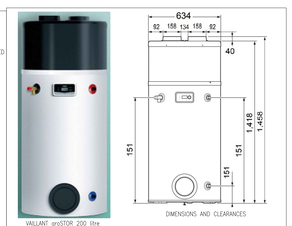


DOMESTIC HOT WATER HEAT PUMP DETAIL

KEY PLAN

NOTES :-

| Rev | Date | Description | Dwg By | Chk'd |
|---|---|---|---|---|
| T1 | 27-04-2025 | TENDER ISSUE | GS | SK |

The concepts and information contained in this document are the copyright of Artius Design Limited . Use or copying of the document in whole or in part without the written permission of Artius Design Limited. constitutes an infringement of copyright. Do not scale drawings. If in doubt, ask!

ARTIUS DESIGNS LIMITED
CONSULTING ENGINEERS

ARCHITECTS :

MS4
Arena Business Centre
Abbey House
282 Farnborough Road
Farnborough
Hampshire
GU14 7NA
T| +44 (0)1276 402 433
M| +44 (0)777 208 3303
E| mike@ms4architects.co.uk

CLIENT :

**KUMARASAMY SIVAKUMARAN**
**VISVANATHAN YOGANATHAN**
**GANESH JEYAKUMAR**

PROJECT NAME

152-154 UXBRIDGE ROAD, HAYES

Title

SECOND FLOOR VENTILATION LAYOUT

| Discipline | | Status |
|---|---|---|
| VENTILATION | | TENDER |
| Designed By | Checked By | Approved By |
| GS | SK | SK |
| Project No. 20078 | Date 27-04-2025 | Scale 1:75 (at A0) |
| Drawing No. 20078-M-57-02 | | Revision T1 |

FULL SIZE ON ORIGINAL 0 10 20 30 40 50 60 70 80 90 100mm