FROM HILLINGDON COUNCIL SPD DESIGN GUIDE

As a guide :
any roof extension to a terraced house should be set at least 0.3m (30cm) below the ridge level, at least 0.5m (50cm) above the eaves level and at least 0.5m (50cm) from the sides of the roof.

Roof Tiles to match Existing

Code 4 Lead Flashings

Grey Plain Tile Sidingd

UPVC Windows to match existing

Front Elevation - Proposed

Rear Elevation - Proposed

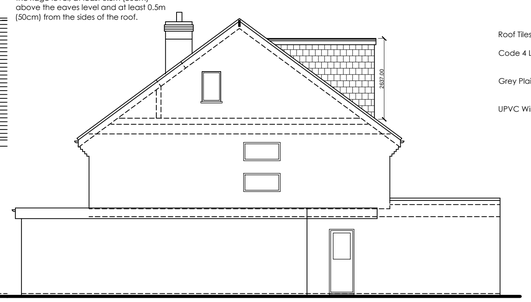

Side Elevation A - Proposed

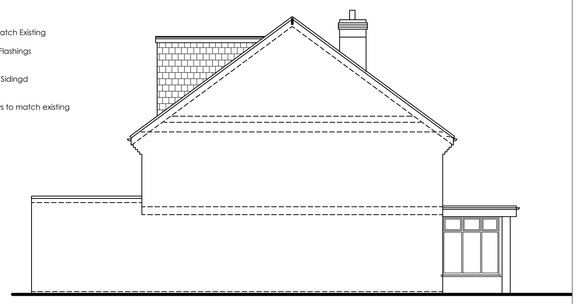

Side Elevation - Proposed

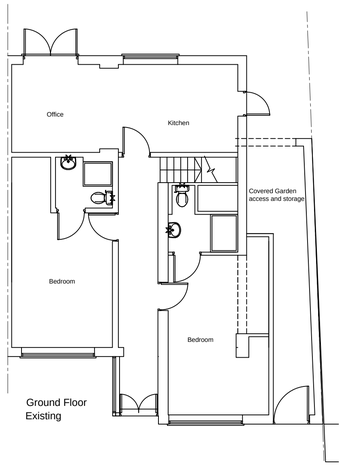

Ground Floor
Existing

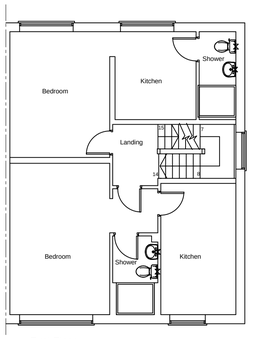

First Floor

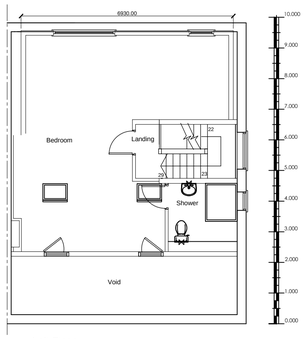

Loft Floor

Copyright of this drawing is retained by Designed Images.
All dimensions to be verified on Site by the Contractor and all discrepancies and/or omissions to be reported to Designed Images immediately upon discovery.

Surveys have been computed on an arbitrary grid.
All Levels are in metres and relate to Station X1.
Vue ver 100.000m
All dimensions in millimetres indicate UP unless otherwise stated.
Visible features in the vicinity of any boundaries, as shown on this survey, may not represent the extent of legally conveyed ownership.

Notes:

Job No.	180CHUR
Sheet	1 of 1
Draw No.	180CHUR-PPE01
Rev.	00
Date	April 2022
Scale	1:100 @ A1
Author	BJS
Checked	RMK

Sarabjit Ahluwalia Esq

180 Church Road
Hayes

Proposed Rear Dormer

Plans + Elevations

Designed Images
architecture + interior design : planning
London
23 Little Commons Stanmore, HA7 3BZ
Tel: +44 (0)208 417 3513
www.designedimages.co.uk