

**Re: CONDITION APPLICATION- 35 Brookdene Drive, Northwood HA6 3NS**

In reference to the **Approval of details reserved by a condition application submission**, for the following Condition:

**Condition No.4:**


*Notwithstanding the submitted details, no development shall take place until details of all materials and external surfaces, have been submitted to and approved in writing by the Local Planning Authority. Thereafter the development shall be constructed in accordance with the approved details and be retained as such.*



*Details should include information relating to make, product/type, colour and photographs/images.*




**REASON**


*To ensure that the development presents a satisfactory appearance in accordance with Policy DMHB 11 of the Hillingdon Local Plan Part 2 (2020).*



Below is a table outlining the materials to be used for the above-mentioned application site:

| Ref. | Description    | Material details                      | Example  |
|------|----------------|---------------------------------------|--|
| 1.0  | External Walls | Facing brick<br>Red<br>Travis Perkins |  |

|     |                |   |   |
|-----|----------------|---|---|
| 2.0 | External Walls | K Render<br>White<br>Travis Perkins           |   |
| 3.0 | Roof           | Clay roof tiles<br>Grey<br>Roofing Superstore |  |
| 4.0 | Fascia's       | Painted<br>White                              |   |
| 5.0 | Soffit's       | Painted<br>White                              |   |

|     |                      |  |  |
|-----|----------------------|--|--|
| 6.0 | Rainwater<br>Goods:  | UPVC<br>Black                          |    |
| 7.0 | Doors:<br>Front door | Aluminium/Steel<br>Grey/Black          |   |
| 8.0 | Windows              | Aluminium<br>Black<br>Clear or Obscure |  |

|      |                    |   |  |
|------|--------------------|---|--|
| 9.0  | Side Gate          | <p>2300mm secure side access gate with integrated mortice lock BS3621. Flushed with the front of the building to prevent climbing points</p> <p>Aluminium</p> <p>Grey/Black</p> |   |
| 10.0 | Boundary Treatment | <p>Wood-Plastic Composite Fencing (WPC)</p>   |  |

|      |                     |  |   |
|------|---------------------|--|---|
| 11.0 | Driveway<br>Parking | Tobermore Hydropave Tegula<br>Permeable block paving |   |
| 12.0 | Pathway<br>Patio    | Tobermore Textured Flags<br>Paving slabs             |  |

**Ends**