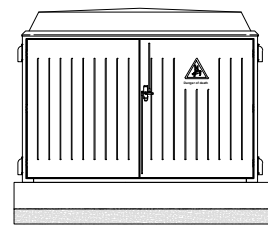
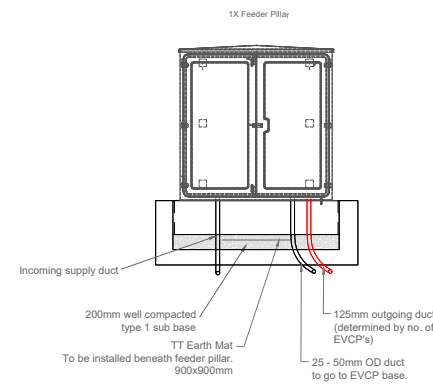


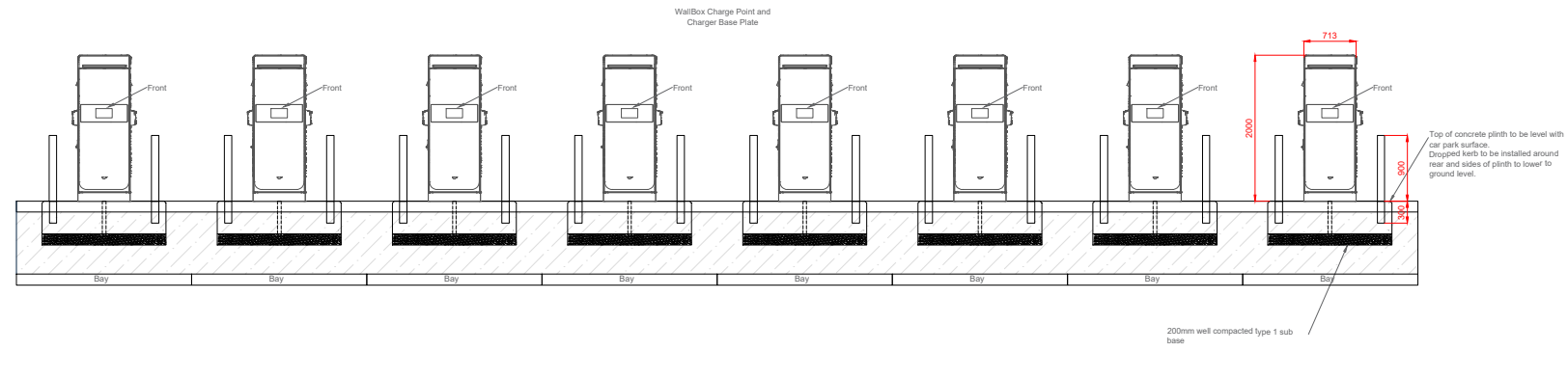
Notes:

FOR GUIDANCE ONLY

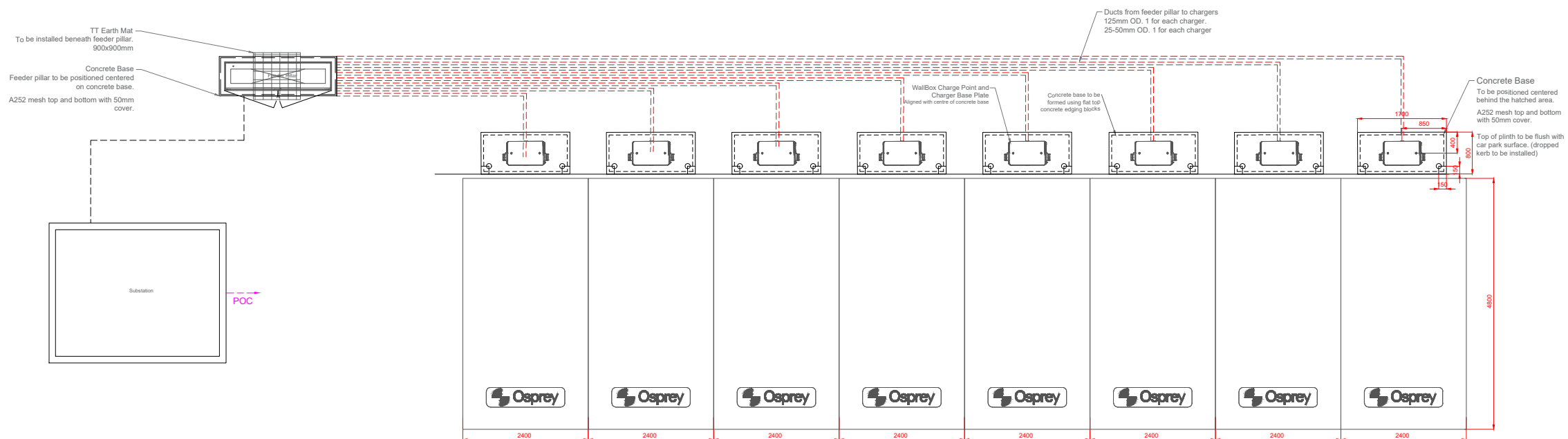
- 11 kV Cable Route
- 125mm OD Twin Walled Electric (ENATS 12/24) Ducting
- 25mm- 50mm OD Communication Ducting



Not accurate location of Substation.



Front View (1:100)



Top View (1:100)

Whilst working on behalf of Osprey, all site staff are required to work safely and any safety incidents must be reported to james.reason@ospreycharging.co.uk as soon as possible. Construction works carried out and safety precautions must comply with Construction Design and Management 2015 regulation - In the event of an emergency with an Osprey charge point, or to report a fault, please contact the 24/7 Helpline - **03300 101 757**

1:100



Osprey Charging Network Ltd
3rd Floor, Martin House, 5 Martin Lane,
London, EC4R 0DP
T: 0800 058 8400
www.ospreycharging.co.uk

TITLE:

8B8DC Wallbox
Elevation Plan

SCALE AT A3:

1:100/1:100

© CROWN COPYRIGHT AND DATABASE RIGHTS 2023 - ORDINANCE SURVEY 0100031673