

Kempley Antique

Product Technical Information Sheet


Wienerberger Code	12700812
Production Plant	Péruwelz (Belgium)
Manufacture	Soft Mud Moulded Stock
Configuration	Frogged
Colour	Red Multi
Appearance	Creased
Work Size (mm)	215 x 102.5 x 65
Pack Quantity	680 No.
Individual Dry Brick Weight (kg)	2.2

Technical Properties to BS EN 771-1

Size Tolerance (Mean/Range)	T1/R1
Gross Dry Density (kg/m ³ /Tolerance)	1650 (D1)
Compressive Strength (N/mm ²)	≥12
Thermal Conductivity (W/(m·K)) $\lambda_{10, dry, unit}$ value (EN 1745 tabulated: S1)	P=90% 0.69
Durability Designation	F2
Water Absorption (%)	≤14
Initial Rate of Water Absorption (kg/(m ² ·min))	Min. 1.0 Max. 5.0
Active Soluble Salts	S2
Reaction to Fire	Class A1

Issue Date: 29/09/2020

Technical data correct at time of issue. Individual dry brick weights can vary and are for guidance only. Any questions regarding this data should be referred to the Wienerberger Technical Department. Due to the limitations of screen and print colour representation of product images it is advised that brick samples are viewed prior to ordering.



**BIM Objects
Download**



1000+ products to choose from




Expert help and advice



Comprehensive Design Services



Technical Support



Home Piercaps Copings Sills Lintels Quoins Bandcourse Steps Delivery Gallery Contact



OFFICE Open Mon-Fri 9am - 4.30pm
sales@southcoaststone.co.uk


[Get Directions](#)
[Colour Samples](#)
[Pointing & Repair Mix](#)

Quoins are masonry blocks at the corner of a wall. They exist in some cases to provide actual strength for a wall made with inferior stone or rubble, and in other cases to make a feature of a corner, creating an impression of permanence and strength, and reinforcing the onlooker's sense of a structure's presence. Stone quoins are used on stone or brick buildings.

In one common form of decorative use, quoins wrap around the wall with their longest sides oriented horizontally, first left, then right about the corner. The long and short quoining method places long stone blocks with their lengths oriented vertically, between smaller stone blocks that are laid flat.

Plain L Shape Quoin

	Item code	Item code	Item code	Item code	Item code	Item code
	QP31	QP32	QP41	QP42	QP43	QP44
Brick Course	3 Brick	3 Brick	4 Brick	4 Brick	4 Brick	4 Brick
Longest side	340mm x 215mm	440mm x 215mm	410mm x 285mm	330mm x 285mm	440mm x 285mm	440mm x 285mm
Shortest Side	215mm x 215mm	215mm x 215mm	285mm x 285mm	285mm x 215mm	285mm x 215mm	300mm x 285mm
Thickness	100mm	100mm	100mm	100mm	100mm	100mm
Height	215mm	215mm	285mm	285mm	285mm	285mm
Price (exc Vat)	£34 exc	£34.50 exc	£35.50 exc	£34.50 exc	£36.50 exc	£38.50 exc
Price	£40.80 inc VAT	£41.40 inc VAT	£42.60 inc VAT	£41.40 inc VAT	£43.80 inc VAT	£46.20 inc VAT



Samples/colour chart

[CLICK IMAGE TO ENLARGE](#)

Chamfered L Shape Quoin

	Item code	Item code	Item code	Item code	Item code	Item code
	QC31	QC32	QC41	QC42	QC43	QC44
Brick Course	3 Brick	3 Brick	4 Brick	4 Brick	4 Brick	4 Brick
Longest side	340mm x 215mm	440mm x 215mm	410mm x 285mm	330mm x 285mm	440mm x 285mm	440mm x 285mm
Shortest Side	215mm x 215mm	215mm x 215mm	285mm x 285mm	285mm x 215mm	285mm x 215mm	300mm x 285mm
Thickness	125mm	125mm	125mm	125mm	125mm	125mm
Height	215mm	215mm	285mm	285mm	285mm	285mm
Price (exc Vat)	£35 exc	£38.50 exc	£39.50 exc	£38.50 exc	£40.50 exc	£42.50 exc
Price	£42.00 inc VAT	£46.20 inc VAT	£47.40 inc VAT	£46.20 inc VAT	£48.60 inc VAT	£51.00 inc VAT



Samples/colour chart

[CLICK IMAGE TO ENLARGE](#)

Plain Square Quoin

	Item code	Item code	Item code	Item code	Item code	Item code
	QF31	QF32	QF41	QF42	QF43	QF44
Brick Course	3 Brick	3 Brick	3 Brick	4 Brick	4 Brick	4 Brick
Length	215mm	340mm	440mm	285mm	340mm	440mm
Height	215mm	215mm	215mm	285mm	285mm	285mm
Thickness	100mm	100mm	100mm	100mm	100mm	100mm
Price (exc vat)	£24.00 exc	£26.00 exc	£28.00 exc	£27.00 exc	£30.00 exc	£32.00 exc
Price	£28.80 inc VAT	£31.20 inc VAT	£33.60 inc VAT	£32.40 inc VAT	£36.00 inc VAT	£38.40 inc VAT




Samples/colour chart

[CLICK IMAGE TO ENLARGE](#)

Plain Tile

Offers great versatility and scope for varied effects. Our concrete Plain Tiles are available in a range of twelve different surface finishes and colours to blend with traditional roofing materials across the country.




KEY ADVANTAGES

- Versatile concrete tile with wide scope for a variety of roofing effects
- Quick and easy to lay
- Smooth, coated and sanded finishes to blend with every regional roofing style

PRODUCT DATA

Size (overall)	266 x 165mm
Minimum Pitch	35°
Maximum Pitch (subject to fixing specification)	90°
Minimum Headlap	Below 90° 65mm / at 90° 35mm
Maximum Headlap	88mm
Minimum Gauge/Batten Spacing	88mm
Maximum Gauge/Batten Spacing	below 90° 100mm / at 90° 115mm
Hanging Length (approx)	248mm
Cover (all figures are net & do not allow for wastage)	
Linear cover of 1 tile	165mm
Covering capacity	below 90° 60 tiles/m ² / at 90° 52 tiles/m ²
Weight (at max. gauge approx)*	below 90° 75kg/m ² / at 90° 65kg/m ²
per pallet, including pallet (approx)	1.01 tonnes
per 1000	1.25 tonnes
Battens Required (at max. gauge)	below 90° 10.0m/m ²
Batten Size	
Rafter centres up to 600mm	38 x 25mm
Fixing Clips	Top Tile Clips
Nail Size for Slates**	40 x 2.65mm (A/A)
Pallet Quantities	
	Tiles per pallet 768
	Tiles per pack 16
	Packs per pallet 48

*All weights nominal ** (A/A) Aluminium Alloy



Brown
(granular)
Code: 10001872




Antique Red
(granular)
Code: 10001873



Cotswold
(granular)
Code: 10001874




Natural Red
(sanded)
Code: 10001876



Slate Grey
Code: 10001877



Terracotta
Code: 10001879




Tudor Brown
Code: 10001880



Farmhouse Red
Code: 10001881




Breckland Brown
Code: 10001882



Black
(coated)
Code: 10001883



Charcoal Grey
(coated)
Code: 10001884



Rustic Red
(coated)
Code: 10001885



SCAN THE QR CODE
for more
information
or to order a
tile sample

BMI
Redland

BMI Group UK Limited, BMI House, 2 Pitfield, Kiln Farm, Milton Keynes, MK11 3LW.

Product, technical standards and codes of practice are under constant review. We reserve the right to change and amend products and information without prior notice. For the latest information, suitability and specification advice, please contact our BMI Redland Technical Services prior to installation.

INSTALLATION GUIDELINES:

- Tiles are stacked by wedging a tile vertically behind a batten to create a platform for a stack of tiles
- Tiles must be laid broken bond in a half bond pattern, but the sidelap may be reduced to a minimum of a third of the width of the tile (55mm) in some circumstances, e.g. curved roofing
- Tiles must be hung on their nibs
- Adjacent tiles should be laid with no more than a 3mm gap
- At eaves, use double courses with purpose made Eaves/Top Tiles for the undercourse
- At verges and abutments, use Standard Plain Tiles and Tile-and-a-Halves in alternate courses
- Adjacent to hips and valleys, use Tile-and-a-Halves for raking cuts
- At side abutments, allow for stepped flashing and soakers
- At top courses use double courses with purpose made Eaves/Top Tiles for the top course
- For Winchester Cuts use two Tile-and-a-Halves per course. This detail must not be used to abut roof pitches below 40° or in exposed locations. In these cases, use soldier or double soldier courses
- Always refer to FixMaster for a BS 5534-compliant fixing specification
- When nailing, two nails must be used per tile
- With ridges and top edge abutments, since the Eaves/Top Tiles hang on the top course of tiles, they are fixed to the tile below with Top Tile Clips



44 100 21410102



44 104 21410102

PRODUCT STANDARDS

Concrete Plain Tiles conform to BS EN 490:2011+A1:2017 Concrete roofing tiles and fittings for roof covering and wall cladding. Tiles will meet all the requirements of BS 5534: 2014 Code of practice for slating and tiling (including shingles), providing BMI Redland fixing recommendations are complied with.

FURTHER INFORMATION & TOOLS

For access to BIM objects or NBS-based clauses, Declarations of Performance, Material Safety Data Sheets, product codes or for expert help and advice, please visit our website.

SAFETY, QUALITY & ENVIRONMENT

BMI Redland tiles are manufactured under a Quality Management System approved to ISO 9001: 2015 and an Environmental Management System approved to ISO 14001: 2015, by TÜV NORD CERT GmbH. Information regarding transportation, handling, storage and disposal can be found on the Safety Data Sheets.

TECHNICAL SUPPORT

Whether you require telephone advice for your project, an online fixing specification or want to benefit from our complete guaranteed specification service, our expert team are on hand to help ensure success for your roof.

Plain Tile SYSTEM ACCESSORIES

TILES

Standard Tile
Eaves/Top Tile
Tile-and-a-half
Club Tile

UNDERLAYS

Spirtech 400 2S
Divoroll Elite 200 2S
Divoroll Universal 2S

EAVES PRODUCTS

RedVent EavesVent 350-450mm (6m)
RedVent EavesVent 450-600mm (6m)
Extension Trays 350-450mm (6m)
Extension Trays 450-600mm (6m)
Rapid EavesVent 2-in-1 Tray
Rapid EavesVent Rafter Roll (6m)
RedVent 25 Over-Fascia Vent (6m)
Underlay Support Tray (1.5m)

HIP PRODUCTS

Continuous Hip (5m)
Third Round Hip/Ridge Junction
Uni-Vent Rapid Ridge/Hip (10m)
Uni-Vent Rapid Hip Support Tray (1.2m)
Third Round Hip (without nail holes)
Third Round Hip (with nail holes)
Third Round Block-End Hip
Mortar Bedded Fixing Kit
Bonnet Hip
Baby Ridge
Pascal Roll

VALLEY PRODUCTS

GRP 125 Valley (3m)
Dry Valley (High Profile) (3m)
Valley Tile 35° - 50°

ABUTMENT PRODUCTS

Wakaflex Rapid Flashing
Top Edge Abutment Ventilation Pack (3m)
Bonding Strip (High Profile) (3m)

RIDGE PRODUCTS

DryVent Ridge (1.8m)
Uni-Vent Rapid Ridge/Hip (10m)
Continuous Ridge (5m)
Ridge Vent Terminal
Ridge Vent Terminal Adaptor
Flexible Pipe (100 to 100mm)
Gas Flue Ridge Terminal
Gas Flue Ridge Terminals Extension Adaptor
Gas Flue Blanking Plates
Half Round Ridge
Half Round Ridge Vent
DryVent Monoridge (2.7m)
Half Round Monoridge
Mortar Bedded Fixing Kit

VENTILATION TILES

RedLine Plain Tile Vent
RedLine Vent Adaptor
Plain Tile Rapid Roof Vent
Rapid Roof Vent Adaptor
Flexible Pipe (100 to 100mm)

EXTERNAL VERTICAL ANGLES

External Angle 90° LH
External Angle 90° RH
External Angle 135° LH
External Angle 135° RH

FIXING PRODUCTS

Tile Nail (1596)
Top Tile Clip (100)
Kro-Clip (50)