

This drawing is the property of Bradley Murphy Design Ltd. Copyright is reserved by them and the drawing is issued on the condition that it is not copied, reproduced, retained nor disclosed to any unauthorized person either wholly or in part without the consent of Bradley Murphy Design Ltd.

OS Crown Copyright 2019 Licence Number 100022432

- APPLICATION BOUNDARY
- EXTENT OF LEASEHOLD LAND
- DISTANCE FROM CENTRE OF THE SITE

THE NATIONAL CHARACTER AREA FOR THE WHOLE STUDY AREA FALLS UNDER:

- 115 Thames Valley (NE379)

LONDON'S NATURAL SIGNATURES

- 2) CLAY PLATEAUX RUISLIP PLATEAU
- 3) CLAY PLATEAUX BARNET PLATEAU
- 10) GRAVEL TERRACES HAYES GRAVELS

HILLINGDON LANDSCAPE CHARACTER ASSESSMENT

LANDSCAPE CHARACTER TYPES (LCT)
LANDSCAPE CHARACTER AREAS (LCA)

- C: UNDULATING FARMLAND LCT
C3: NEW YEARS GREEN UNDULATING FARMLAND LCA
- G: RIVER CORRIDOR LCT
G1: UPPER PINN RIVER CORRIDOR LCA
G3: YEADING BROOK RIVER CORRIDOR LCA
- H: CLAY PLATEAU LCT
H1: NORTHOLT CLAY PLATEAU AERODROME LCA
- I: ENCAPSULATED FARMLAND LCT
I1: HAYES PARK ENCAPSULATED FARMLAND LCA

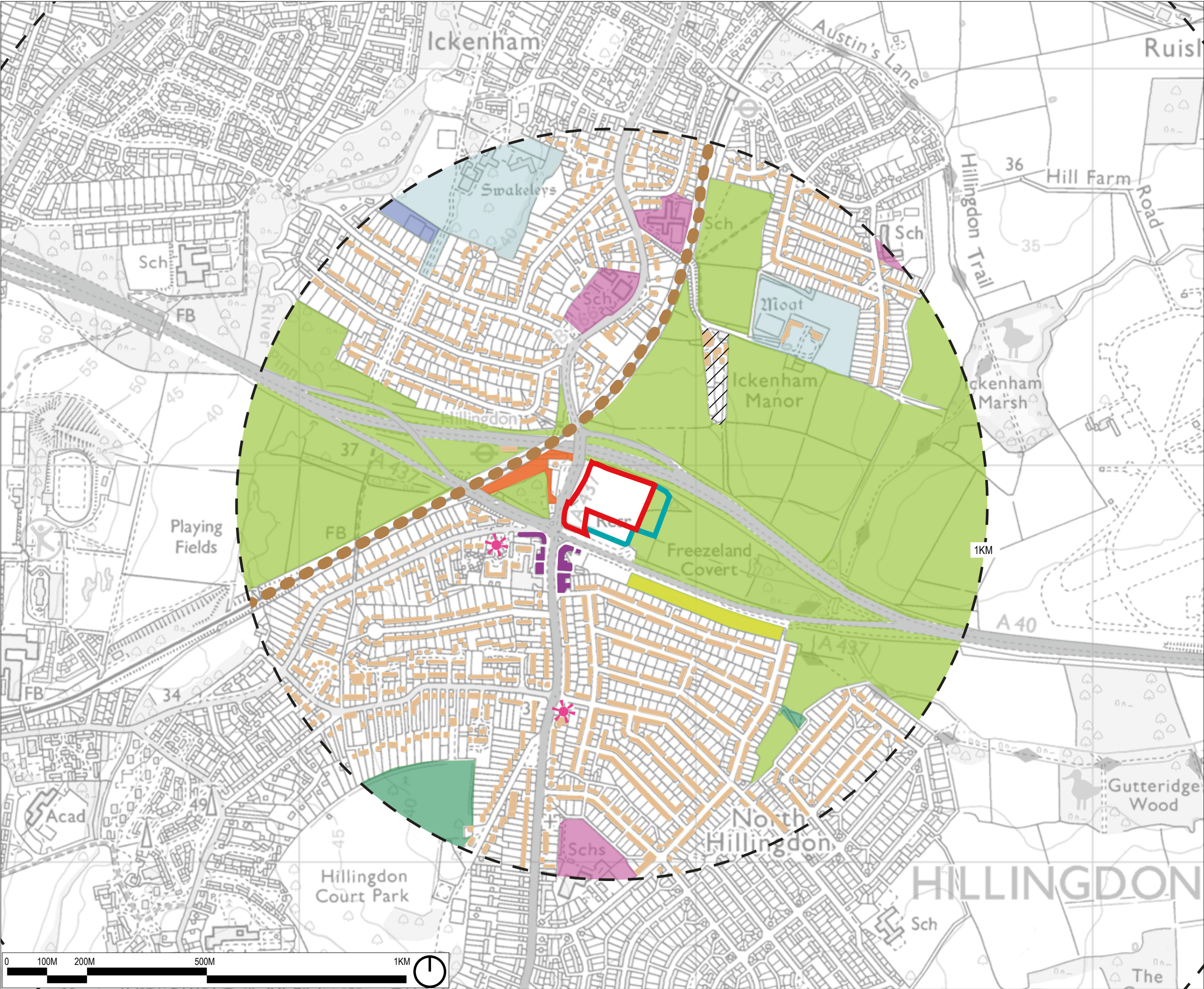
SOURCE
London's Natural Signatures: The London Landscape Framework / January 2011

Natural England Access to Evidence : NCA, 115 Thames Valley / March 2015

Hillingdon Landscape Character Assessment

Rev	Description	Date
Purpose of Issue		
PLANNING		
Bradley Murphy Design Ltd 6 The Courtyard Hatton Technology Park Dark Lane Hatton Warwickshire CV35 8XB		
t: 01926 676496 e: info@bradleymurphydesign.co.uk www.bradleymurphydesign.co.uk		
Client		
InLand Homes		
Project		
HILLINGDON GARDENS		
Drawing Title		
Figure 5: Landscape Character Areas		
Drawn RR	Checked YY	Approved RW
Job No. 19.020	Scale As Shown	Sheet Size A3
Drawing Number BMD.19.020.TVIA.FIG.005		Date 05/09/2019
		Revision





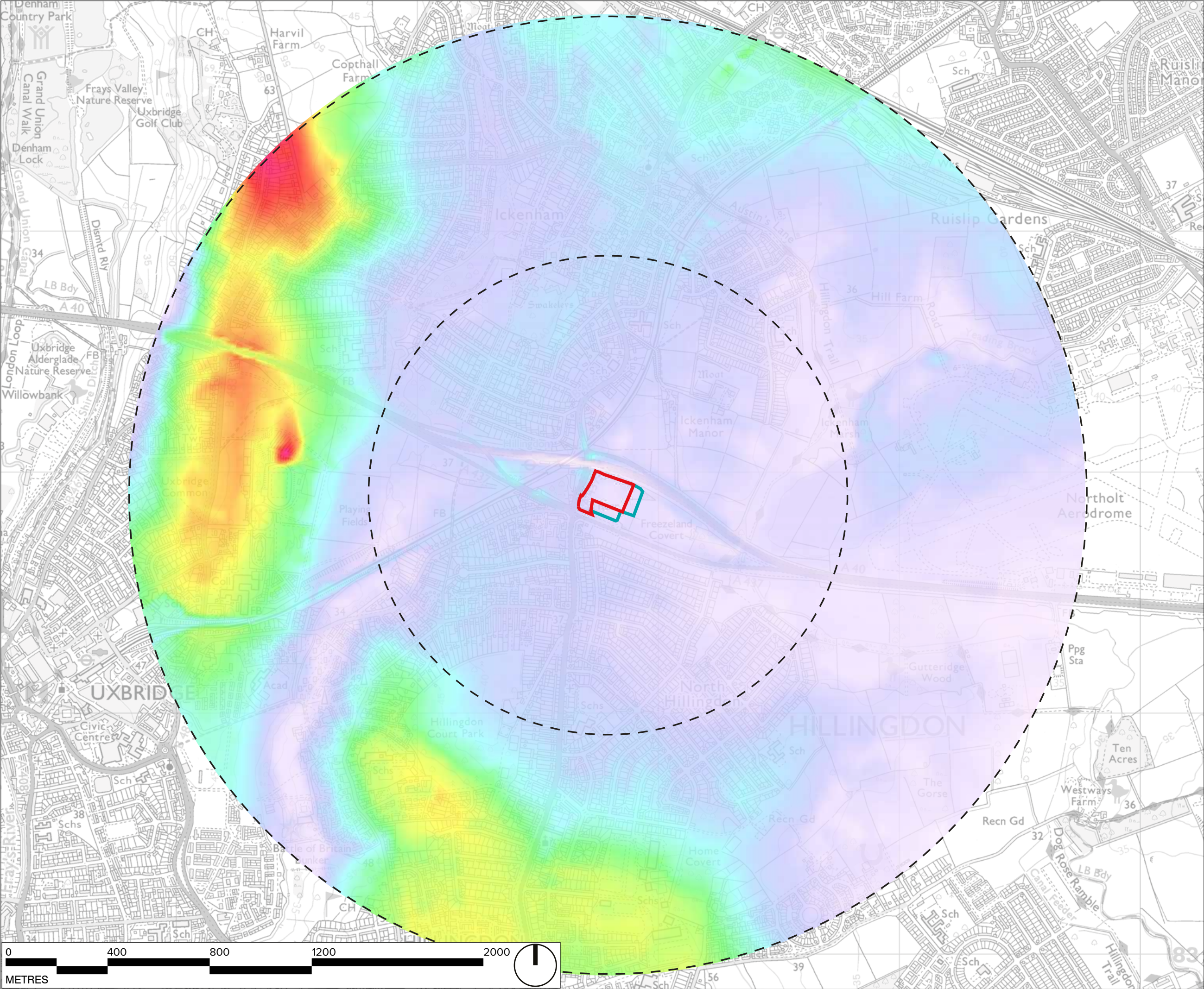
This drawing is the property of Bradley Murphy Design Ltd. Copyright is reserved by them and the drawing is issued on the condition that it is not copied, reproduced, retained nor disclosed to any unauthorized person either wholly or in part without the consent of Bradley Murphy Design Ltd.

OS Crown Copyright 2019 Licence Number 100022432

- APPLICATION BOUNDARY
- EXTENT OF LEASEHOLD LAND
- DISTANCE FROM CENTRE OF THE SITE
- GREEN BELT LAND
- ALLOTMENTS
- RESIDENTIAL
- COMMERCIAL
- SCHOOLS
- PLACES OF WORSHIP
- PRIVATE LAND
- PARKS AND PLAYGROUNDS
- RAILWAY
- TRAIN STATION
- TENNIS COURTS
- INDUSTRIAL AREAS

Rev	Description	Date	
Purpose of Issue			
PLANNING			
Bradley Murphy Design Ltd 6 The Courtyard Hatton Technology Park Dark Lane Hatton Warwickshire CV35 8XB			
t: 01926 676496			
e: info@bradleymurphydesign.co.uk			
www.bradleymurphydesign.co.uk			
Client			
InLand Homes			
Project			
HILLINGDON GARDENS			
Drawing Title			
Figure 7: Existing Land Use 1KM			
Drawn	Checked	Approved	Date
RR	YY	RW	05/09/2019
Job No.	Scale	Sheet Size	Revision
19.020	As Shown	A3	-
Drawing Number			
BMD.19.020.TVIA.FIG.007			

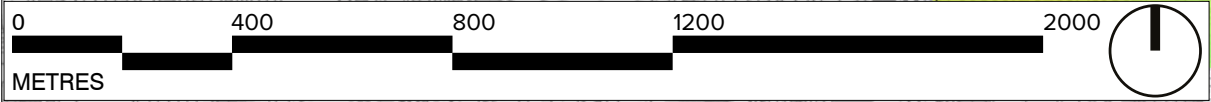





This drawing is the property of Bradley Murphy Design Ltd. Copyright is reserved by them and the drawing is issued on the condition that it is not copied, reproduced, retained nor disclosed to any unauthorized person either wholly or in part without the consent of Bradley Murphy Design Ltd.

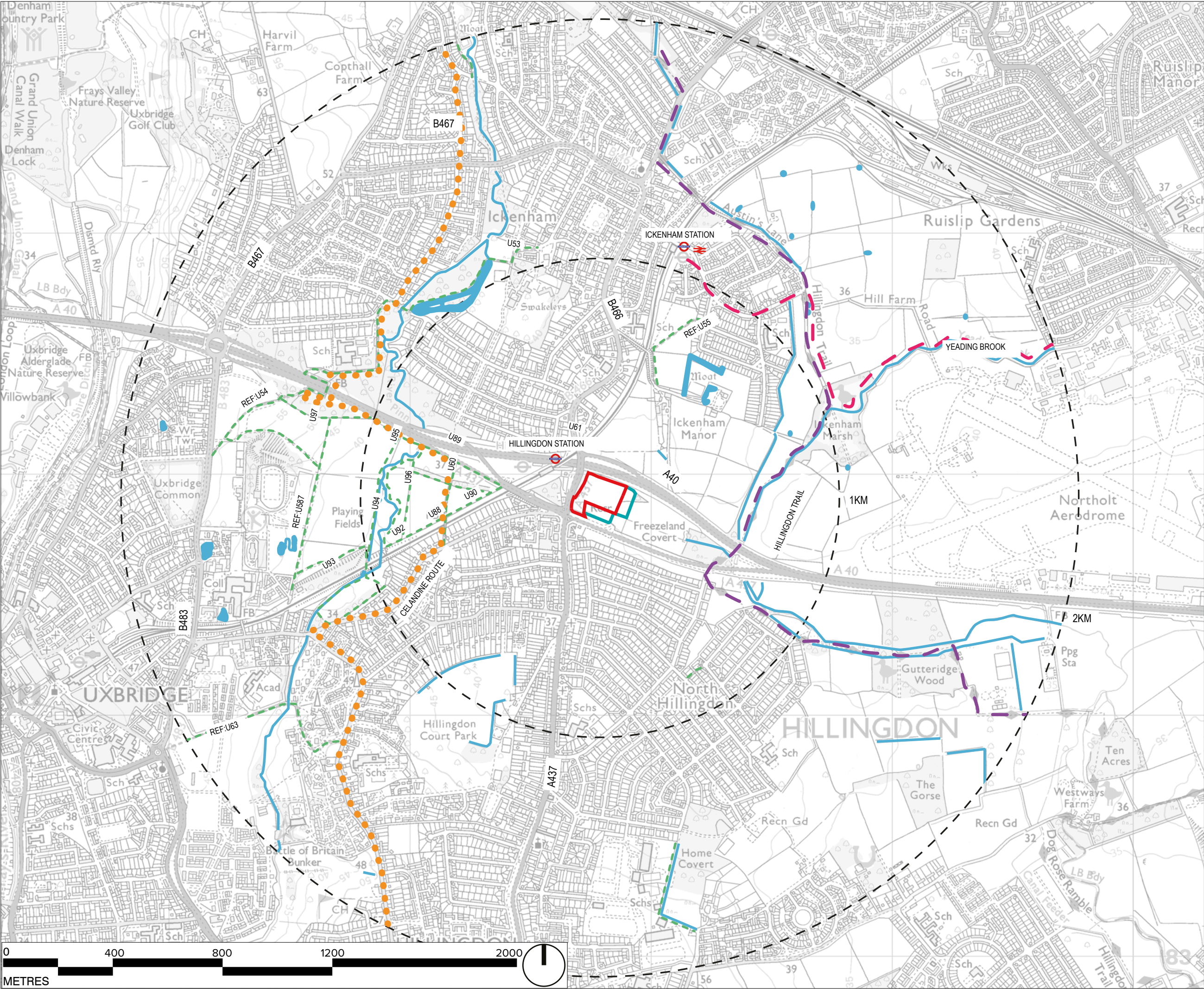
OS Crown Copyright 2019 Licence Number 100022432

- APPLICATION BOUNDARY
- EXTENT OF LEASEHOLD LAND
- DISTANCE FROM CENTRE OF THE SITE



Rev	Description	Date	
Purpose of Issue			
PLANNING			
Bradley Murphy Design Ltd 6 The Courtyard Hatton Technology Park Dark Lane Hatton Warwickshire CV35 8XB		BMD	
t: 01926 676496 e: info@bradleymurphydesign.co.uk www.bradleymurphydesign.co.uk			
Client			
InLand Homes			
Project			
HILLINGDON GARDENS			
Drawing Title			
Figure 8: Topography			
Drawn	Checked	Approved	Date
RR	YY	RW	05/09/2019
Job No.	Scale	Sheet Size	Revision
19.020	As Shown	A3	-
Drawing Number			-
BMD.19.020.TVIA.FIG.008			





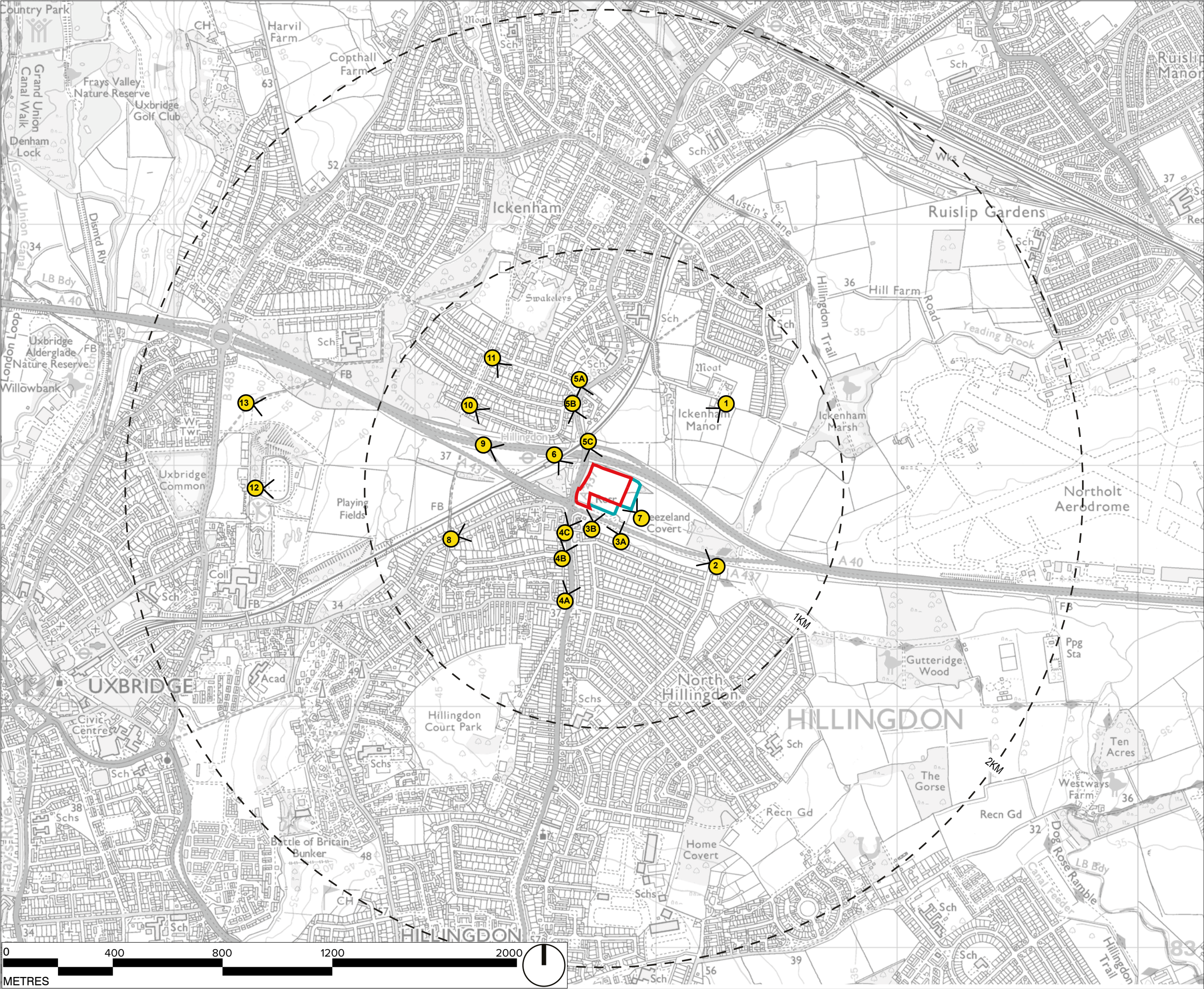
This drawing is the property of Bradley Murphy Design Ltd. Copyright is reserved by them and the drawing is issued on the condition that it is not copied, reproduced, retained nor disclosed to any unauthorized person either wholly or in part without the consent of Bradley Murphy Design Ltd.

OS Crown Copyright 2019 Licence Number 100022432

- APPLICATION BOUNDARY
- EXTENT OF LEASEHOLD LAND
- DISTANCE FROM CENTRE OF THE SITE
- PUBLIC CYCLE ROUTE AND FOOTPATH
- PUBLIC FOOTPATH
- WATER COURSE
- WILLOW TREE WANDER
- HILLINGDON TRAIL

Rev	Description	Date	
Purpose of Issue			
PLANNING			
Bradley Murphy Design Ltd 6 The Courtyard Hatton Technology Park Dark Lane Hatton Warwickshire CV35 8XB			
t: 01926 676496 e: info@bradleymurphydesign.co.uk www.bradleymurphydesign.co.uk			
Client			
InLand Homes			
Project			
HILLINGDON GARDENS			
Drawing Title			
Figure 09: Access and Water			
Drawn	Checked	Approved	Date
RR	YY	RW	05/09/2019
Job No.	Scale	Sheet Size	Revision
19.020	As Shown	A3	-
Drawing Number			
BMD.19.020.TVIA.FIG.09			





This drawing is the property of Bradley Murphy Design Ltd. Copyright is reserved by them and the drawing is issued on the condition that it is not copied, reproduced, retained nor disclosed to any unauthorized person either wholly or in part without the consent of Bradley Murphy Design Ltd.

OS Crown Copyright 2019 Licence Number 100022432

- SITE BOUNDARY
- EXTENT OF LEASEHOLD LAND
- DISTANCE FROM CENTRE OF THE SITE
- VIEWPOINT

VIEWPOINTS

- 1: THE FIELD TO THE SOUTH OF ICKENHAM MANOR (GRADE I)
- 2: HILLINGDON TRAIL / FREEZELAND WAY A437
- 3A: FREEZELAND WAY
- 3B: FREEZELAND WAY
- 4A: LONG LANE A437 / NORTH HILLINGDON
- 4B: LONG LANE A437 / NORTH HILLINGDON
- 4C: LONG LANE A437 / NORTH HILLINGDON
- 5A: LONG LANE B466
- 5B: LONG LANE B466
- 5C: LONG LANE A437 / JUNCTION WITH A40 WESTERN AVENUE
- 6: HILLINGDON STATION / PEDESTRIAN FOOTBRIDGE
- 7: LONDON METROPOLITAN GREEN BELT ADJACENT TO SITE'S EASTERN BOUNDARY
- 8: CELANDINE CYCLE ROUTE AND PUBLIC FOOTPATH/ HERCIES ROAD
- 9: WESTERN AVENUE SLIP ROAD BRIDGE OVER THE A40
- 10: THE GROVE / THE CHASE (ICKENHAM CONSERVATION AREA)
- 11: SWAKELEYS DRIVE
- 12: HILLINGDON SPORTS GROUND / ATHLETICS STADIUM
- 13. PUBLIC RIGHT OF WAY U54

Rev	Description	Date	
Purpose of Issue			
PLANNING			
Bradley Murphy Design Ltd 6 The Courtyard Hatton Technology Park Dark Lane Hatton Warwickshire CV35 8XB			
t: 01926 676496 e: info@bradleymurphydesign.co.uk www.bradleymurphydesign.co.uk			
Client			
InLand Homes			
Project			
HILLINGDON GARDENS			
Drawing Title			
Figure 10: Viewpoint Locations			
Drawn RR	Checked YY	Approved RW	Date 05/09/2019
Job No. 19.020	Scale As Shown	Sheet Size A3	Revision -
Drawing Number BMD.19.020.LVIA.FIG.010			

