

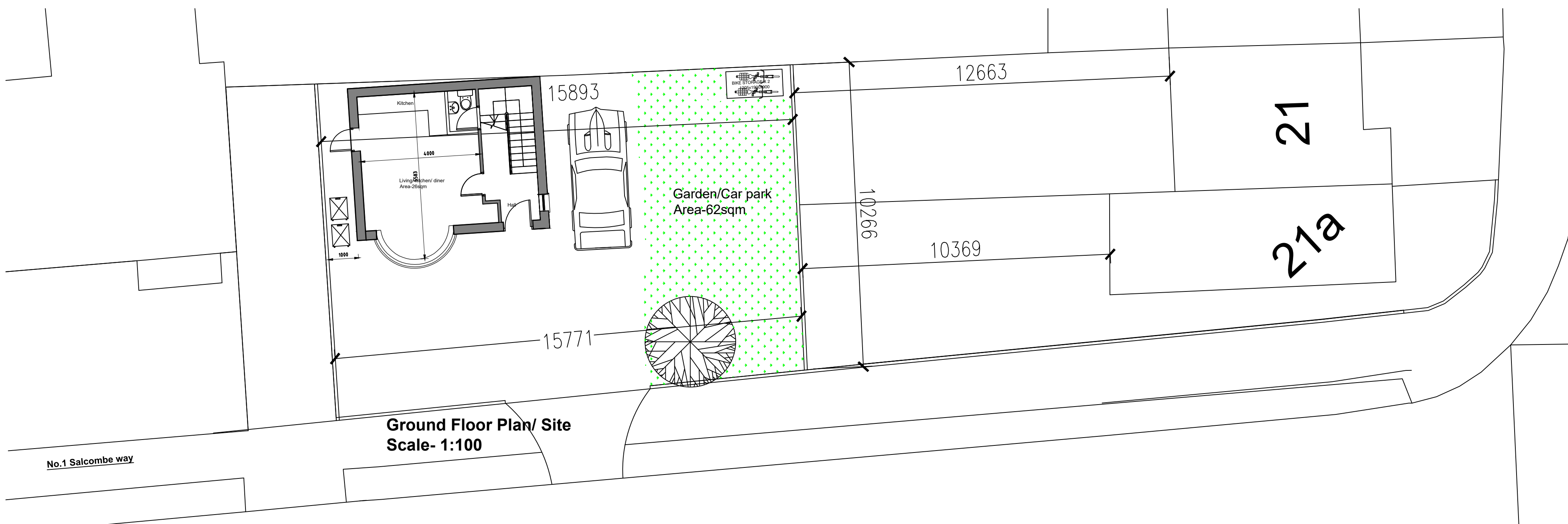
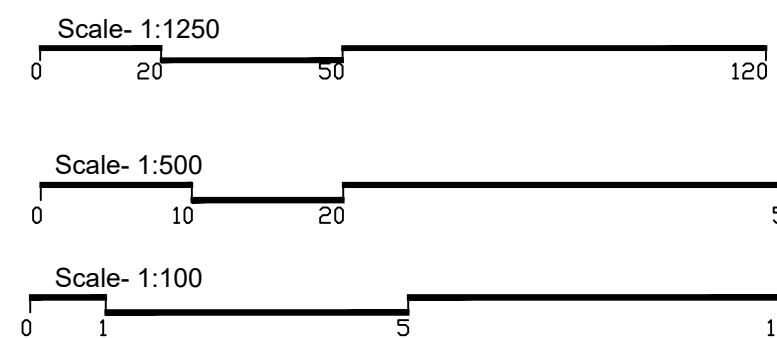
**Secure bike locker - storage for 2 bikes**  
Perfect for the side of a house or flat - compact, secure bike storage.  
The bike locker is made from strong, thick, galvanized weather proof steel.  
Bike in weight (over 15 stone) - substantial units suitable for public and private use.  
Bike and storage in three separate units. 10 year warranty. All units are built to last.  
Bike locker is made from strong, thick, galvanized weather proof steel.  
Bike and storage in three separate units. 10 year warranty. All units are built to last.  
Bike locker is made from strong, thick, galvanized weather proof steel.  
Bike and storage in three separate units. 10 year warranty. All units are built to last.



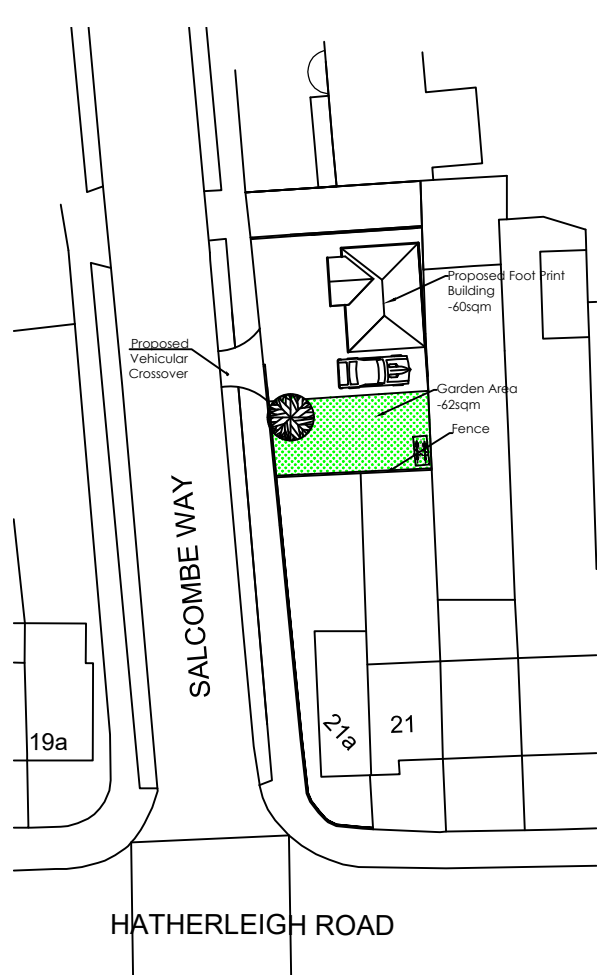
Right Flank Elevation  
Scale- 1:100



Left Flank Elevation  
Scale- 1:100



Ground Floor Plan/ Site  
Scale- 1:100



Block Plan  
Scale- 1:500



Site Plan  
Scale- 1:1250



Proposed Section A-A  
Scale- 1:100

Proposed Floor Area's	
Living/kitchen/ Diner	21sqm
Bedroom 1	18sqm
Bathroom	4.4sqm
WC	1.3sqm
Total internal Floor Area	58sqm

title  
Land behind 21 & 21A Hatherleigh Road, Salcombe Way, Ruislip, Greater London HA4 6AZ

client  
Hatherleigh Holdings Ltd

description  
Proposed Plans and Elevations

Stapleton Long  
Chartered Surveyors

501 Norwood Road  
West Norwood  
London SE27 9DJ

All dimensions to be checked on site. Any discrepancy between this drawing and other information is to be referred to the partnership. This drawing is copyright.

t: 020 8761 2704 f: 020 86709111 e: Drawings@Stapletonlong.co.uk

date: Aug 2019  
drawn by: NGB  
file name:  
checked:  
scale: 1:100/  
project: :500M4  
drawing: 444/5  
revision: M