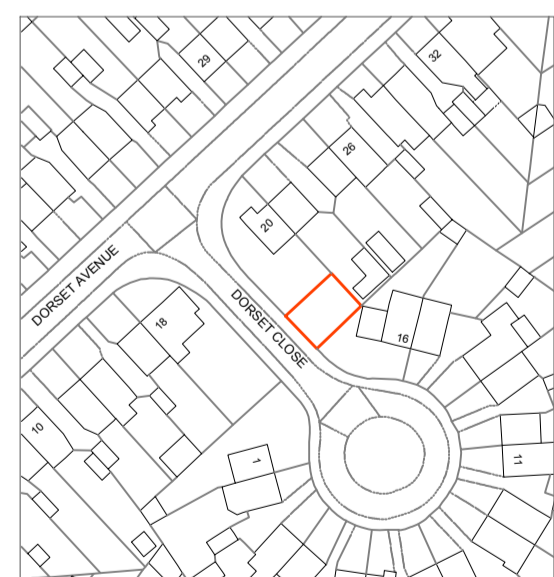
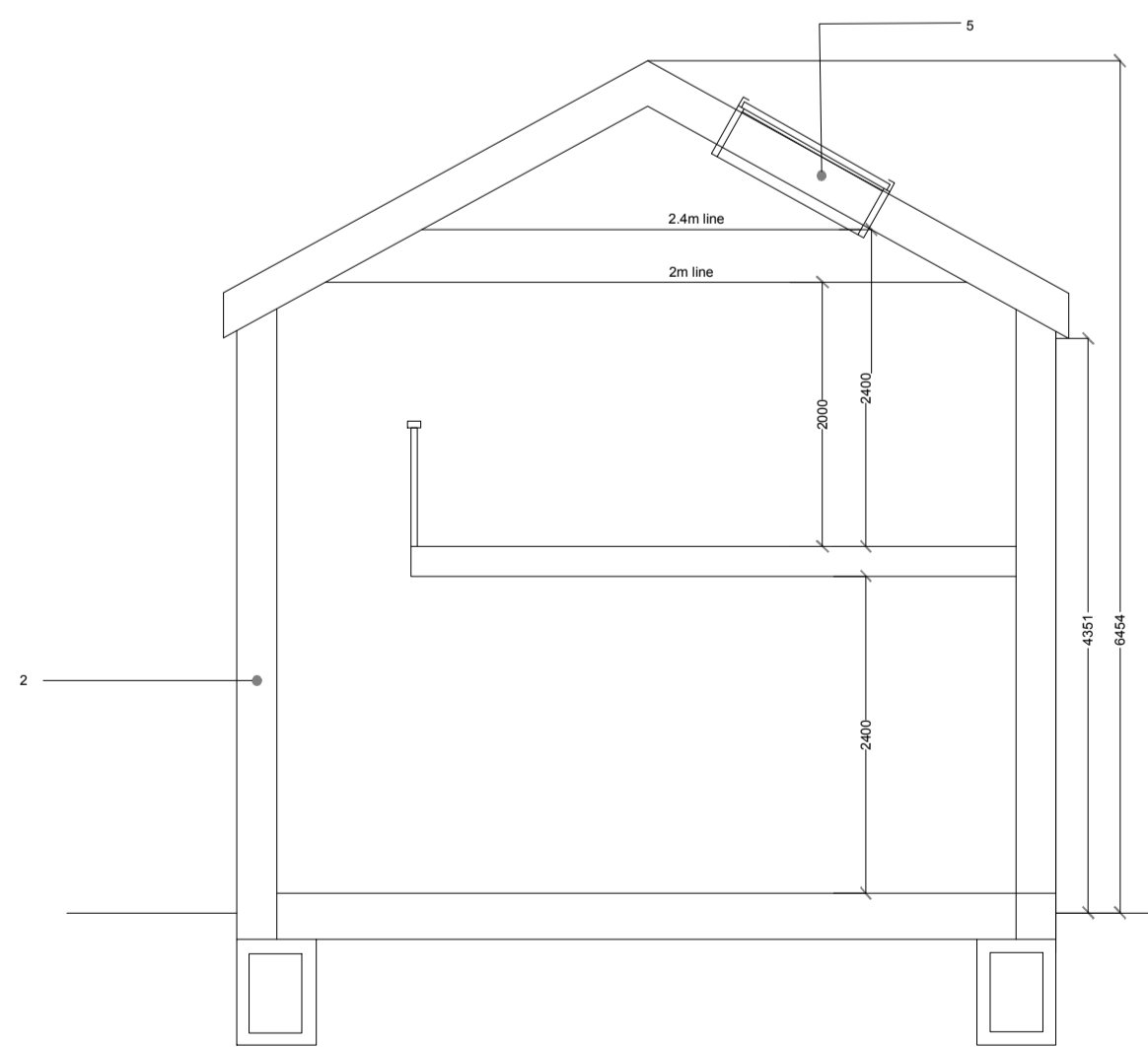


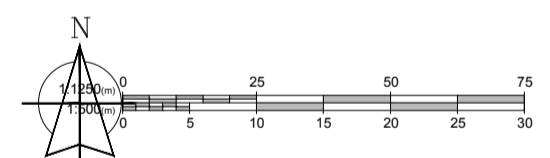
KEY:

- 1 Pitched roof with slate
- 2 Cavity wall with brickwork
- 3 Grey double glazed aluminium windows
- 4 Grey double glazed aluminium bi-folding doors
- 5 Rooflights
- 6 Grey double glazed aluminium window with fixed glass, 1.8m above the floor level
- 7 Pergola
- 8 Grey double glazed aluminium window with obscure glazing
- 9 Glazed balustrade



© Crown copyright 2021 Ordnance Survey 100053143

LOCATION PLAN  
1:1250



Site Address: Land at rear of 20 Dorset Close, Hayes Middlesex UB4 8NS			
Drawing Title: PROPOSED 1 BED DWELLING PLANS & ELEVATIONS			
Drawing No:	1/PP/1/E	Date:	1.09.2022
Scale:	1:50/1:100 1:500/1:1250	Drawn:	EW PLANNING
			Size: A1