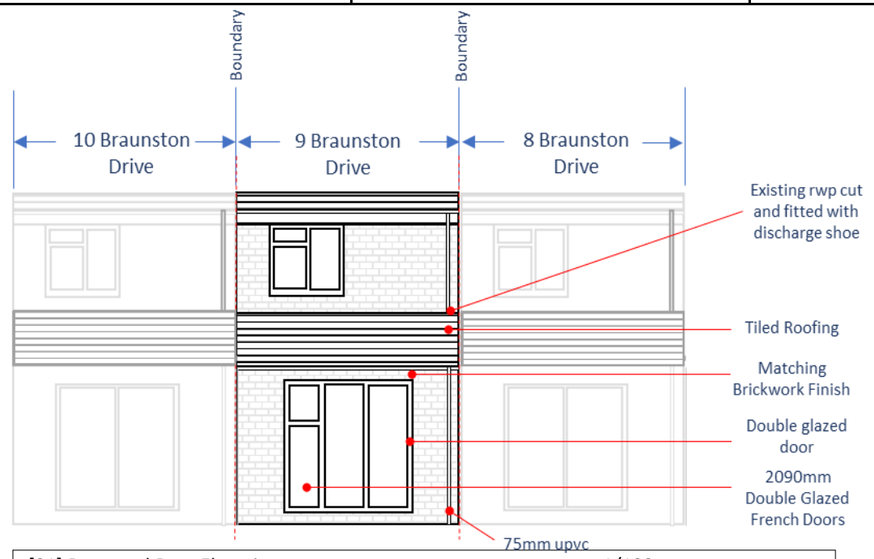

[01] Proposed Rear Elevation 1/100

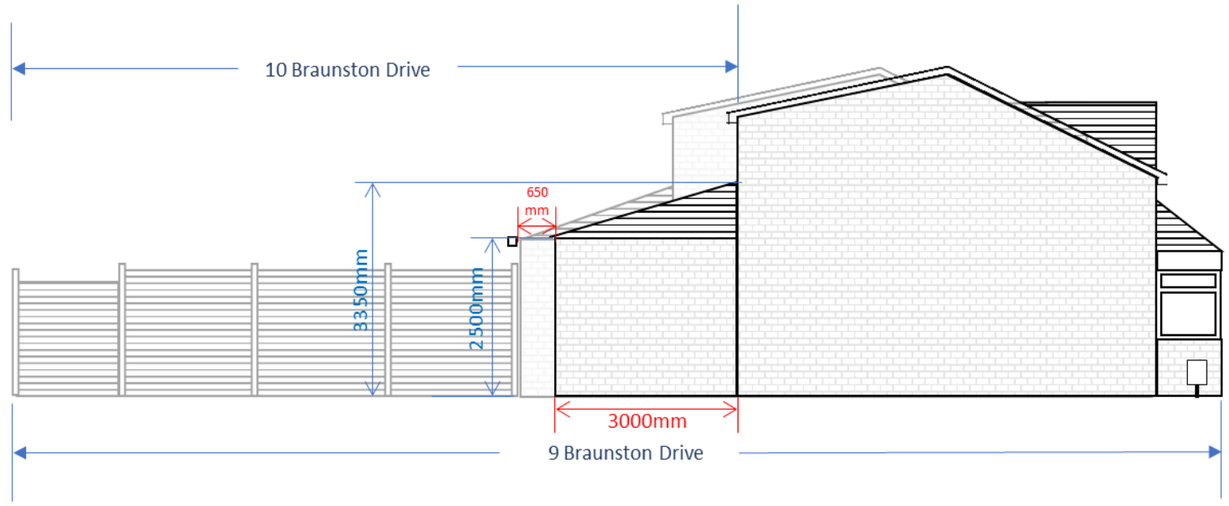

[02] Proposed Side Elevation 1/100

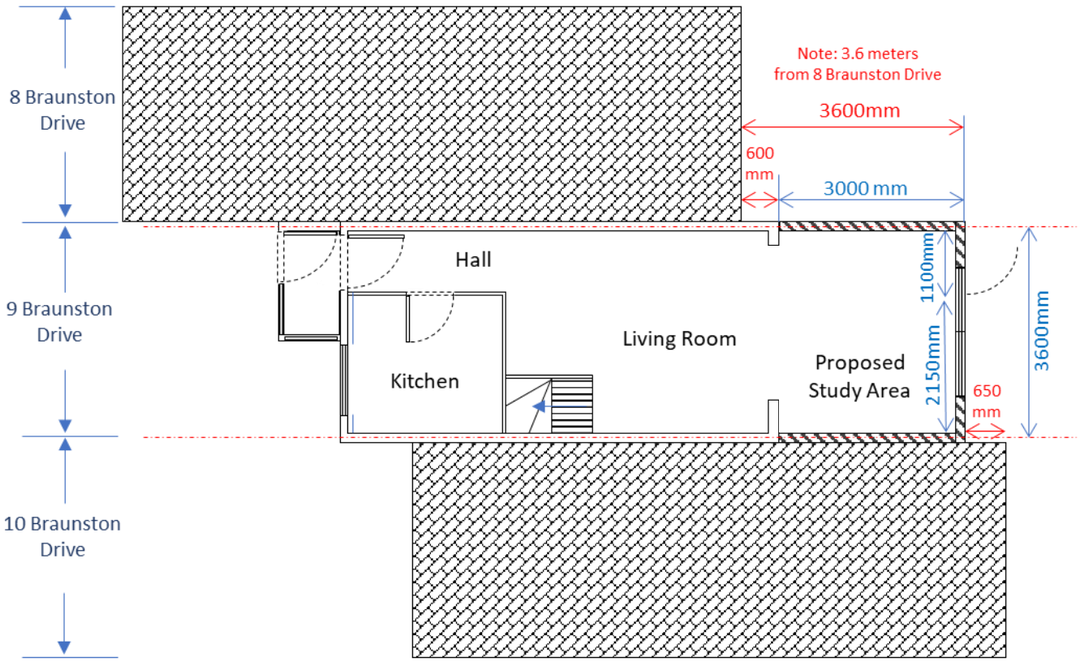

[03] Proposed Ground Floor Plan 1/100

NOTES

1. Contractor to check all dimensions, drains etc prior to contract
2. Total area of window openings to be not less than 1/20th of room floor area
3. All new windows to be provided with trickle vents above
4. All new glazing to have a minimum 16mm spacer bar, low "E" glass on the inner panes and thermal draught seals.
5. Insulated cavity closures provided around all door and window openings and provide vertical dpc's at all positions where cavity is bridged.
6. New dpc to be continuous with existing dpc and dpm lopped into dpc's.
7. Unless otherwise stated all structural timber to BS4978, Class SC3.
8. Foundation depth to be greater than invert level of any drains running under the extensions.
9. Sulphate resistant cement to be used for all works below dpc level
10. Drains to be bridged with reinforced concrete lintels provided above where they pass through foundation walls.
11. If any appliances in the building require combustion air flue gas spillage test must be carried out, prior to the completion of the works
12. Note: proposed extension should not exceed 3.6m from 8 Braunston Drive.

NOTE:
DO NOT SCALE FROM DRAWINGS - EXCEPT FOR PLANNING PURPOSES
ALL DISCREPANCIES TO BE REPORTED TO ARCHITECT IMMEDIATELY.
ALL DIMENSIONS TO BE VERIFIED BY CONTRACTOR ON SITE PRIOR TO THE COMMENCEMENT OF ANY WORKS.

Scale 1:100 — 0 1 2.5 5 10 20m

DRG: No. 3.2	Sheet 3 of 3	Issue No.3
Project Title: 9 Braunston Drive, Hayes, UB4 9RB		Scale at A3 1:100
Drawing Title: Proposed Floor Plans (amended April 2022)		
April 2022	Hometurn Tel:07770146102 E: hometurn@outlook.com	

Classified: RMG – Internal