

GENERAL NOTES

1. THIS DRAWING IS NOT AN INSTALLATION DRAWING.
2. SCALED DIMENSIONS SHALL NOT BE TAKEN FROM THIS DRAWING.
3. THIS DRAWING SHALL BE READ IN CONJUNCTION WITH ALL RELEVANT REPORTS, SPECIFICATIONS, ARCHITECTURAL AND ENGINEERING DRAWINGS.
4. THIS DRAWING SHALL BE PRINTED AND READ IN COLOUR ONLY.

ELECTRICAL NOTES

1. THE CONTRACTOR SHALL BE DEEMED TO HAVE INCLUDED FOR ALL ITEMS OF EQUIPMENT INCLUDING MANUFACTURER AND TYPE AS DETAILED ON THIS DRAWING AND WITHIN THE SPECIFICATION.
2. THE CONTRACTOR SHALL BE RESPONSIBLE FOR THE CORRECT AND FINAL POSITIONING OF ALL OUTLETS TO MEET THE END-USERS REQUIREMENTS THIS SHALL BE CARRIED OUT IN CONJUNCTION WITH THE PROJECT ARCHITECT. FINAL SETTING OUT EQUIPMENT SHALL BE TO THE ARCHITECTS ROOM LAYOUT AND REFLECTED CEILING PLANS.
3. THE CONTRACTOR SHALL CO-ORDINATE ALL ELECTRICAL SERVICES WITH MECHANICAL SERVICES AND STRUCTURE.
4. THE CONTRACTOR SHALL EMPLOY A REPRESENTATIVE OF THE SYSTEM MANUFACTURER TO TEST AND COMMISSION EACH SYSTEM UPON COMPLETION OF EACH PHASE OF WORKS.

SMALL POWER & DATA NOTES

1. ALL ELECTRICAL ACCESSORIES SHOWN IN GREY ARE EXISTING FIXTURES TO BE RETAINED AND RE-WIRED AS PER ASSOCIATED DISTRIBUTION SCHEDULES
2. FOR SMALL POWER AND DATA LOCATED ON DESK CONTRACTORS TO COORDINATE WITH THE ARCHITECTS AND FURNITURE SPECIALISTS FOR DETAIL OF SECONDARY CONTAINMENT INSTALLATION

P11	MAY24	UPDATED FOLLOWING CO-ORDINATION WITH ARCHITECTS	RS	RL
P10	APR 24	UPDATED TO INCORPORATE ARCHITECTS COMMENTS (PRESENTED 11/04/2024)	LD	RL
P09	APR 24	FINAL STAGE ISSUE	AT	RL
P08	MAR 24	PRELIMINARY TENDER ISSUE	LD	RL
P07	MAR 24	PRELIMINARY TENDER ISSUE	LD	RL
P06	JAN 24	UPDATED TO INCORPORATE ARCHITECT COMMENTS	RS	RL
P05	DEC23	UPDATED FOR LAYOUT CHANGE	LD	RL
P04	MAY22	FOR TENDER	JG	NR
P03	APR22	FOR PLANNING AMENDMENTS	LD	NR
P02	DEC21	SUITABLE FOR STAGE APPROVAL	BP	JP
P01	OCT 21	CHANGED TO TITLE BLOCK REVISIONS	ZD	NR
T02	SEP 21	TENDER ISSUE	JG	NR
T01	SEP 21	TENDER ISSUE	JG	NR
RS	DATE	DESCRIPTION	BP	VE

couchperrywilkes
engineering change

Birmingham | +44(0) 121 708 6603
Nottingham | +44(0) 115 524 3348
Huddersfield | +44(0) 148 345 7403
Leeds | +44(0) 113 251 0709
Bristol | +44(0) 117 235 5001
Leicester | +44(0) 115 255 7397
London | +44(0) 203 878 4709
Manchester | +44(0) 161 574 7538

RIBA STAGE

STAGE 4

STATUS

SUITABLE FOR STAGE APPROVAL

CLIENT

THE HILLINGDON HOSPITALS NHS - FOUNDATION TRUST

PROJECT

HILLINGDON HOSPITAL - THE FURZE

DRAWING TITLE

ELECTRICAL SERVICES
GROUND FLOOR - HAEMATOLOGY
SMALL POWER & DATA LAYOUT

SCALE (A1)	DATE	BY	VE
1:50	SEP' 21	JG	NR

THHFP1	CPW	ZZ	00	DR	E	30003	S4	P11
--------	-----	----	----	----	---	-------	----	-----

THHFP1-CPW-ZZ-00-DR-E-30003_S4_P11

LINKED FILES

-HTF-LDW-XX-ZZ-M3-A-0001

THHFP1-CRH-ZZ-ZZ-M3-S-0001

POWER E-NOTES:

E1 - FCU FOR ACCESS CONTROL DOORS
E2 - FCU FOR CCTV CAMERAS
E3 - FCU FOR HRU UNITS
E4 - 16A TPN ISOLATOR FOR FAN
E5 - 20A TPN ISOLATOR FOR AHU COOLING COIL
E6 - FCU FOR EXTRACT FANS
E7 - 16A SPN ISOLATOR FOR ELECTRIC HOT WATER CYLINDER
E8 - 16A SPN ISOLATOR FOR ELECTRIC WATER HEATER-ARISTON
E9 - FCU FOR SEWAGE PUMP
E10 - 16A TPN FOR AC UNIT
E11 - FCU FOR AC UNIT
E12 - 32A SPN FOR AC UNIT
E13 - FCU FOR FIRE ALARM PANEL
E14 - FCU FOR SMOKE DAMPER/CONTROL PANEL

E15 - FCU FOR FIRE ALARM REPEATER PANEL
E16 - FCU FOR HAND DRYERS
E17 - FCU CONNECTED TO SINGLE SOCKET OUTLET FOR FRIDGE
E18 - DOUBLE SOCKET OUTLET & DATA OUTLET FOR PRINTER
E19 - FCU FOR ELECTRIC HEATER BATTERIES
E20 - WC ALARM
E21 - DRUGS CABINET
E22 - 20A TPN ISOLATOR FOR AHU FAN
E23 - EXTERNAL CONDENSER
E24 - NURSE CALL PANEL
E25 - INTRUDER ALARM PANEL
E26 - EVACUATION ALERT PANEL
E27 - BMS PANEL

SMALL POWER & DATA LEGEND

UNSWITCHED SINGLE SOCKET OUTLET
SWITCHED SINGLE SOCKET OUTLET
TWIN SWITCHED SOCKET OUTLET
CLEANERS SOCKET OUTLET
SPN COMMANDO SOCKET - N = RATING
20A DOUBLE POLE KEY SWITCH
UNSWITCHED FUSED CONNECTION UNIT
SWITCHED FUSED CONNECTION UNIT
K - DENOTES KEY SWITCH
13A SWITCHED FUSED CONNECTION UNIT
W/ FLEX OUTLET
13A SWITCHED FUSED CONNECTION UNIT
20A DOUBLE POLE SWITCH
SPN ISOLATOR
TPN ISOLATOR
CONSUMER UNIT
DISTRIBUTION BOARD
MAIN PANEL BOARD
SINGLE DATA OUTLET
DOUBLE DATA OUTLET
SINGLE TELEPHONE OUTLET
DOUBLE TELEPHONE OUTLET
WALL MOUNTED EXTRACT FAN SWITCH
EXISTING DADO TRUNKING
NEW DADO TRUNKING @ 1000mm AFFL UNLESS STATED
DESK MOUNTED CONTAINMENT SYSTEM TO BE PROVIDED BY FURNITURE SPECIALIST AND COORDINATED WITH THE ARCHITECT

DEPARTMENT LEGEND

AUDIOLOGY
CIRCULATION
EDUCATION
HAEMATOLOGY
CLINICAL ADMIN

GENERAL NOTES

- THIS DRAWING IS NOT AN INSTALLATION DRAWING.
- SCALED DIMENSIONS SHALL NOT BE TAKEN FROM THIS DRAWING.
- THIS DRAWING SHALL BE READ IN CONJUNCTION WITH ALL RELEVANT REPORTS, SPECIFICATIONS, ARCHITECTURAL AND ENGINEERING DRAWINGS.
- THIS DRAWING SHALL BE PRINTED AND READ IN COLOUR ONLY.

ELECTRICAL NOTES

- THE CONTRACTOR SHALL BE DEEMED TO HAVE INCLUDED FOR ALL ITEMS OF EQUIPMENT INCLUDING MANUFACTURER AND TYPE AS DETAILED ON THIS DRAWING AND WITHIN THE SPECIFICATION.
- THE CONTRACTOR SHALL BE RESPONSIBLE FOR THE CORRECT AND FINAL POSITIONING OF ALL OUTLETS TO MEET THE END-USERS REQUIREMENTS THIS SHALL BE CARRIED OUT IN CONJUNCTION WITH THE PROJECT ARCHITECT. FINAL SETTING OUT EQUIPMENT SHALL BE TO THE ARCHITECTS ROOM LAYOUT AND REFLECTED CEILING PLANS.
- THE CONTRACTOR SHALL CO-ORDINATE ALL ELECTRICAL SERVICES WITH MECHANICAL SERVICES AND STRUCTURE.
- THE CONTRACTOR SHALL EMPLOY A REPRESENTATIVE OF THE SYSTEM MANUFACTURER TO TEST AND COMMISSION EACH SYSTEM UPON COMPLETION OF EACH PHASE OF WORKS.

SMALL POWER & DATA NOTES

- ALL ELECTRICAL ACCESSORIES SHOWN IN GREY ARE EXISTING FIXTURES TO BE RETAINED AND RE-WIRED AS PER ASSOCIATED DISTRIBUTION SCHEDULES
- FOR SMALL POWER AND DATA LOCATED ON DESK CONTRACTORS TO COORDINATE WITH THE ARCHITECTS AND FURNITURE SPECIALISTS FOR DETAIL OF SECONDARY CONTAINMENT INSTALLATION

REV	DATE	DESCRIPTION	BY	VE
P11	MAY24	UPDATED FOLLOWING CO-ORDINATION WITH ARCHITECTS	RS	RAIL
P10	APR 24	UPDATED TO INCORPORATE ARCHITECTS COMMENTS (PRESENTED 11/04/2024)	LD	RAIL
P09	APR 24	FINAL STAGE ISSUE	AT	RAIL
P08	MAR 24	PRELIMINARY TENDER ISSUE	LD	RAIL
P07	MAR 24	PRELIMINARY TENDER ISSUE	LD	RAIL
P06	JAN 24	UPDATED TO INCORPORATE ARCHITECT COMMENTS	RS	RAIL
P05	DEC23	UPDATED FOR LAYOUT CHANGE	LD	RAIL
P04	MAY22	FOR TENDER	JG	NR
P03	APR22	FOR PLANNING AMENDMENTS	JG	NR
P02	DEC21	SUITABLE FOR STAGE APPROVAL	BP	JP
P01	OCT 21	CHANGED TO TITLE BLOCK REVISIONS	ZD	NR
T02	SEP 21	TENDER ISSUE	JG	NR
T01	SEP 21	TENDER ISSUE	JG	NR
RS			BP	VE

couchperrywilkes
engineering change

Birmingham | +44(0) 121 708 6603
Nottingham | +44(0) 115 524 3348
Huddersfield | +44(0) 148 345 7483
Leeds | +44(0) 113 241 0709
Bristol | +44(0) 117 235 5001
Leicester | +44(0) 115 255 7397
London | +44(0) 203 878 4759
Manchester | +44(0) 161 574 7538

STAGE 4

STATUS
SUITABLE FOR STAGE APPROVAL

CLIENT
THE HILLINGDON HOSPITALS NHS - FOUNDATION TRUST

PROJECT
HILLINGDON HOSPITAL - THE FURZE

DRAWING TITLE
**ELECTRICAL SERVICES
FIRST FLOOR - CLINICAL ADMIN
SMALL POWER & DATA LAYOUT**

SCALE (A1)
1:50

DATE
SEP '21

BY
JG

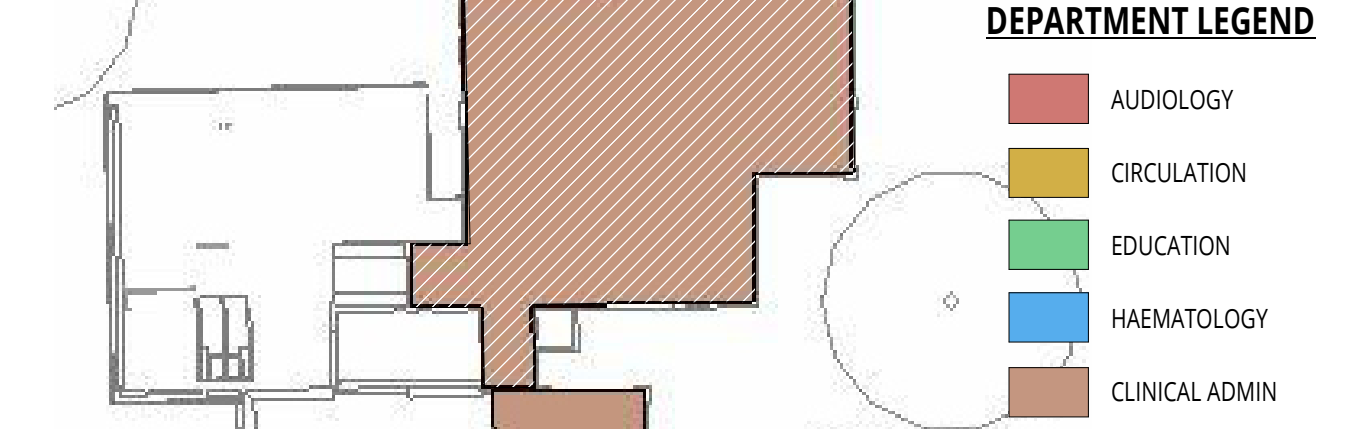
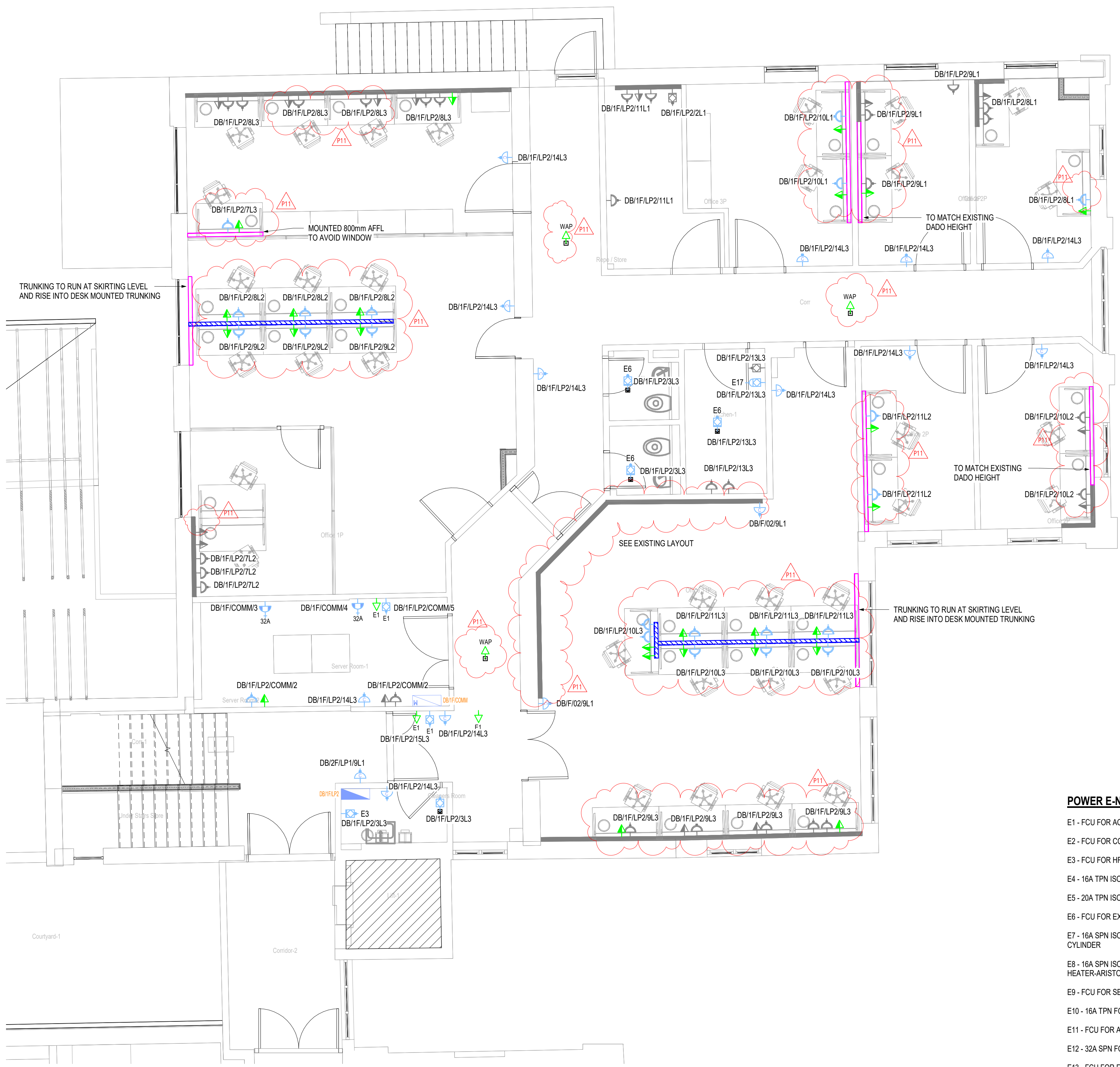
VE
NR

REV	DATE	DESCRIPTION	BY	VE	STATUS			
THHFP1	CPW	22	01	DR	E	30001	S4	P11

THHFP1-CPW-ZZ-01-DR-E-30001_S4_P11

CPW Project No. 240208

LINKED FILES
-HTF-LDW-XX-ZZ-M3-A-0001
THHFP1-CRH-ZZ-ZZ-M3-S-0001



SMALL POWER & DATA LEGEND

- UNSWITCHED SINGLE SOCKET OUTLET
- SWITCHED SINGLE SOCKET OUTLET
- TWIN SWITCHED SOCKET OUTLET
- CLEANERS SOCKET OUTLET
- SPN COMMANDO SOCKET - N = RATING
- 20A DOUBLE POLE KEY SWITCH
- UNSWITCHED FUSED CONNECTION UNIT
- SWITCHED FUSED CONNECTION UNIT
- K - DENOTES KEY SWITCH
- 13A SWITCHED FUSED CONNECTION UNIT
- 13A SWITCHED FUSED CONNECTION UNIT
- 20A DOUBLE POLE SWITCH
- SPN ISOLATOR
- TPN ISOLATOR
- CONSUMER UNIT
- DISTRIBUTION BOARD
- MAIN PANEL BOARD
- SINGLE DATA OUTLET
- DOUBLE DATA OUTLET
- SINGLE TELEPHONE OUTLET
- DOUBLE TELEPHONE OUTLET
- WALL MOUNTED EXTRACT FAN SWITCH
- EXISTING DADO TRUNKING
- NEW DADO TRUNKING @ 1000mm AFFL UNLESS STATED
- DESK MOUNTED CONTAINMENT SYSTEM TO BE PROVIDED BY FURNITURE SPECIALIST AND COORDINATED WITH THE ARCHITECT

GENERAL NOTES

- THIS DRAWING IS NOT AN INSTALLATION DRAWING.
 - SCALED DIMENSIONS SHALL NOT BE TAKEN FROM THIS DRAWING.
 - THIS DRAWING SHALL BE READ IN CONJUNCTION WITH ALL RELEVANT REPORTS, SPECIFICATIONS, ARCHITECTURAL AND ENGINEERING DRAWINGS.
 - THIS DRAWING SHALL BE PRINTED AND READ IN COLOUR ONLY.
- ### ELECTRICAL NOTES
- THE CONTRACTOR SHALL BE DEEMED TO HAVE INCLUDED FOR ALL ITEMS OF EQUIPMENT INCLUDING MANUFACTURER AND TYPE AS DETAILED ON THIS DRAWING AND WITHIN THE SPECIFICATION.
 - THE CONTRACTOR SHALL BE RESPONSIBLE FOR THE CORRECT AND FINAL POSITIONING OF ALL OUTLETS TO MEET THE END-USERS REQUIREMENTS THIS SHALL BE CARRIED OUT IN CONJUNCTION WITH THE PROJECT ARCHITECT. FINAL SETTING OUT EQUIPMENT SHALL BE TO THE ARCHITECTS ROOM LAYOUT AND REFLECTED CEILING PLANS.
 - THE CONTRACTOR SHALL CO-ORDINATE ALL ELECTRICAL SERVICES WITH MECHANICAL SERVICES AND STRUCTURE.
 - THE CONTRACTOR SHALL EMPLOY A REPRESENTATIVE OF THE SYSTEM MANUFACTURER TO TEST AND COMMISSION EACH SYSTEM UPON COMPLETION OF EACH PHASE OF WORKS.

SMALL POWER & DATA NOTES

- ALL ELECTRICAL ACCESSORIES SHOWN IN GREY ARE EXISTING FIXTURES TO BE RETAINED AND RE-WIRED AS PER ASSOCIATED DISTRIBUTION SCHEDULES
- FOR SMALL POWER AND DATA LOCATED ON DESK CONTRACTORS TO COORDINATE WITH THE ARCHITECTS AND FURNITURE SPECIALISTS FOR DETAIL OF SECONDARY CONTAINMENT INSTALLATION

POWER E-NOTES:

- E1 - FCU FOR ACCESS CONTROL DOORS
- E2 - FCU FOR CCTV CAMERAS
- E3 - FCU FOR HRU UNITS
- E4 - 16A TPN ISOLATOR FOR FAN
- E5 - 20A TPN ISOLATOR FOR AHU COOLING COIL
- E6 - FCU FOR EXTRACT FANS
- E7 - 16A SPN ISOLATOR FOR ELECTRIC HOT WATER CYLINDER
- E8 - 16A SPN ISOLATOR FOR ELECTRIC WATER HEATER-ARISTON
- E9 - FCU FOR SEWAGE PUMP
- E10 - 16A TPN FOR AC UNIT
- E11 - FCU FOR AC UNIT
- E12 - 32A SPN FOR AC UNIT
- E13 - FCU FOR FIRE ALARM PANEL
- E14 - FCU FOR SMOKE DAMPER/CONTROL PANEL
- E15 - FCU FOR FIRE ALARM REPEATER PANEL
- E16 - FCU FOR HAND DRYERS
- E17 - FCU CONNECTED TO SINGLE SOCKET OUTLET FOR FRIDGE
- E18 - DOUBLE SOCKET OUTLET & DATA OUTLET FOR PRINTER
- E19 - FCU FOR ELECTRIC HEATER BATTERIES
- E20 - WC ALARM
- E21 - DRUGS CABINET
- E22 - 20A TPN ISOLATOR FOR AHU FAN
- E23 - EXTERNAL CONDENSER
- E24 - NURSE CALL PANEL
- E25 - INTRUDER ALARM PANEL
- E26 - EVACUATION ALERT PANEL
- E27 - BMS PANEL

REV	DATE	DESCRIPTION	BY	VE
P11	MAY24	UPDATED FOLLOWING CO-ORDINATION WITH ARCHITECTS	RS	RAIL
P10	APR 24	UPDATED TO INCORPORATE ARCHITECTS COMMENTS (PRESENTED 11/04/2024)	LD	RAIL
P09	APR 24	FINAL STAGE ISSUE	AT	RAIL
P08	MAR 24	PRELIMINARY TENDER ISSUE	LD	RAIL
P07	MAR 24	PRELIMINARY TENDER ISSUE	LD	RAIL
P06	JAN 24	UPDATED TO INCORPORATE ARCHITECT COMMENTS	RS	RAIL
P05	DEC23	UPDATED FOR LAYOUT CHANGE	LD	RAIL
P04	MAY22	FOR TENDER	JG	NR
P03	APR22	FOR PLANNING AMENDMENTS	JG	NR
P02	DEC21	SUITABLE FOR STAGE APPROVAL	BP	JP
P01	OCT 21	CHANGED TO TITLE BLOCK REVISIONS	ZD	NR
T02	SEP 21	TENDER ISSUE	JG	NR
T01	SEP 21	TENDER ISSUE	JG	NR

couchperrywilkes[®]
engineering change

Birmingham

+44(0) 121 708 6603

Nottingham

+44(0) 115 924 3348

Huddersfield

+44(0) 148 345 7403

Leeds

+44(0) 113 247 0709

Bristol

+44(0) 117 231 5001

Leicester

+44(0) 115 225 7397

London

+44(0) 203 878 4709

Manchester

+44(0) 161 574 7538

RIBA STAGE

STAGE 4

STATUS

SUITABLE FOR STAGE APPROVAL

CLIENT

THE HILLINGDON HOSPITALS NHS - FOUNDATION TRUST

PROJECT

HILLINGDON HOSPITAL - THE FURZE

DRAWING TITLE

ELECTRICAL SERVICES

FIRST FLOOR - CLINICAL ADMIN

SMALL POWER & DATA LAYOUT

SCALE (A1) DATE BY VE

1:50 SEP' 21 JG NR

THHFP1 CPW ZZ 01 DR E 30002 S4 P11

THHFP1-CPW-ZZ-01-DR-E-30002_S4_P11

CPW Project No. 240208

LINKED FILES

-HTF-LDW-XX-ZZ-M3-A-0001

THHFP1-CRH-ZZ-ZZ-M3-S-0001

SMALL POWER & DATA LEGEND

- UNSWITCHED SINGLE SOCKET OUTLET
- SWITCHED SINGLE SOCKET OUTLET
- TWIN SWITCHED SOCKET OUTLET
- CLEANERS SOCKET OUTLET
- SPN COMMANDO SOCKET - N = RATING
- 20A DOUBLE POLE KEY SWITCH
- UNSWITCHED FUSED CONNECTION UNIT
- SWITCHED FUSED CONNECTION UNIT
K - DENOTES KEY SWITCH
- 13A SWITCHED FUSED CONNECTION UNIT
W/ FLEX OUTLET
- 13A SWITCHED FUSED CONNECTION UNIT
- 20A DOUBLE POLE SWITCH
- SPN ISOLATOR
- TPN ISOLATOR
- CONSUMER UNIT
- DISTRIBUTION BOARD
- MAIN PANEL BOARD
- SINGLE DATA OUTLET
- DOUBLE DATA OUTLET
- SINGLE TELEPHONE OUTLET
- DOUBLE TELEPHONE OUTLET
- WALL MOUNTED EXTRACT FAN SWITCH
- EXISTING DADO TRUNKING
- NEW DADO TRUNKING @ 1000mm AFFL
UNLESS STATED
- DESK MOUNTED CONTAINMENT SYSTEM TO
BE PROVIDED BY FURNITURE SPECIALIST
AND COORDINATED WITH THE ARCHITECT

POWER E-NOTES:

- E1 - FCU FOR ACCESS CONTROL DOORS
- E2 - FCU FOR CCTV CAMERAS
- E3 - FCU FOR HRU UNITS
- E4 - 16A TPN ISOLATOR FOR FAN
- E5 - 20A TPN ISOLATOR FOR AHU COOLING COIL
- E6 - FCU FOR EXTRACT FANS
- E7 - 16A SPN ISOLATOR FOR ELECTRIC HOT WATER CYLINDER
- E8 - 16A SPN ISOLATOR FOR ELECTRIC WATER HEATER-ARISTON
- E9 - FCU FOR SEWAGE PUMP
- E10 - 16A TPN FOR AC UNIT
- E11 - FCU FOR AC UNIT
- E12 - 32A SPN FOR AC UNIT
- E13 - FCU FOR FIRE ALARM PANEL
- E14 - FCU FOR SMOKE DAMPER/CONTROL PANEL
- E15 - FCU FOR FIRE ALARM REPEATER PANEL
- E16 - FCU FOR HAND DRYERS
- E17 - FCU CONNECTED TO SINGLE SOCKET OUTLET FOR FRIDGE
- E18 - DOUBLE SOCKET OUTLET & DATA OUTLET FOR PRINTER
- E19 - FCU FOR ELECTRIC HEATER BATTERIES
- E20 - WC ALARM
- E21 - DRUGS CABINET
- E22 - 20A TPN ISOLATOR FOR AHU FAN
- E23 - EXTERNAL CONDENSER
- E24 - NURSE CALL PANEL
- E25 - INTRUDER ALARM PANEL
- E26 - EVACUATION ALERT PANEL
- E27 - BMS PANEL

DEPARTMENT LEGEND

- AUDIOLOGY
- CIRCULATION
- EDUCATION
- HAEMATOLOGY
- CLINICAL ADMIN

GENERAL NOTES

- THIS DRAWING IS NOT AN INSTALLATION DRAWING.
- SCALED DIMENSIONS SHALL NOT BE TAKEN FROM THIS DRAWING.
- THIS DRAWING SHALL BE READ IN CONJUNCTION WITH ALL RELEVANT REPORTS, SPECIFICATIONS, ARCHITECTURAL AND ENGINEERING DRAWINGS.
- THIS DRAWING SHALL BE PRINTED AND READ IN COLOUR ONLY.

ELECTRICAL NOTES

- THE CONTRACTOR SHALL BE DEEMED TO HAVE INCLUDED FOR ALL ITEMS OF EQUIPMENT INCLUDING MANUFACTURER AND TYPE AS DETAILED ON THIS DRAWING AND WITHIN THE SPECIFICATION.
- THE CONTRACTOR SHALL BE RESPONSIBLE FOR THE CORRECT AND FINAL POSITIONING OF ALL OUTLETS TO MEET THE END-USERS REQUIREMENTS THIS SHALL BE CARRIED OUT IN CONJUNCTION WITH THE PROJECT ARCHITECT. FINAL SETTING OUT EQUIPMENT SHALL BE TO THE ARCHITECTS ROOM LAYOUT AND REFLECTED CEILING PLANS.
- THE CONTRACTOR SHALL CO-ORDINATE ALL ELECTRICAL SERVICES WITH MECHANICAL SERVICES AND STRUCTURE.
- THE CONTRACTOR SHALL EMPLOY A REPRESENTATIVE OF THE SYSTEM MANUFACTURER TO TEST AND COMMISSION EACH SYSTEM UPON COMPLETION OF EACH PHASE OF WORKS.

SMALL POWER & DATA NOTES

- ALL ELECTRICAL ACCESSORIES SHOWN IN GREY ARE EXISTING FIXTURES TO BE RETAINED AND RE-WIRED AS PER ASSOCIATED DISTRIBUTION SCHEDULES
- FOR SMALL POWER AND DATA LOCATED ON DESK CONTRACTORS TO COORDINATE WITH THE ARCHITECTS AND FURNITURE SPECIALISTS FOR DETAIL OF SECONDARY CONTAINMENT INSTALLATION

P11	MAY24	UPDATED FOLLOWING CO-ORDINATION WITH ARCHITECTS	RS	RAIL
P10	APR 24	UPDATED TO INCORPORATE ARCHITECTS COMMENTS (PREVISED 119A02048)	LD	RAIL
P09	APR 24	FINAL STAGE ISSUE	AT	RAIL
P08	MAR 24	PRELIMINARY TENDER ISSUE	LD	RAIL
P07	MAR 24	PRELIMINARY TENDER ISSUE	LD	RAIL
P06	JAN 24	UPDATED TO INCORPORATE ARCHITECT COMMENTS	RS	RAIL
P05	DEC23	UPDATED FOR LAYOUT CHANGE	LD	RAIL
P04	MAY22	FOR TENDER	JG	NR
P03	APR22	FOR PLANNING AMENDMENTS	JG	NR
P02	DEC21	SUITABLE FOR STAGE APPROVAL	BP	JP
P01	OCT 21	CHANGED TO TITLE BLOCK REVISIONS	ZD	NR
T02	SEP 21	TENDER ISSUE	JG	NR
T01	SEP 21	TENDER ISSUE	JG	NR
RS	DATE	DESCRIPTION	BP	VE

couchperrywilkes
engineering change

Birmingham | +44(0) 121 708 6603
Nottingham | +44(0) 115 524 3348
Huddersfield | +44(0) 148 345 7403
Leeds | +44(0) 113 247 0709
Bristol | +44(0) 117 235 5001
Leicester | +44(0) 115 225 7397
London | +44(0) 203 878 4709
Manchester | +44(0) 161 574 7538

RIBA STAGE

STAGE 4

STATUS

SUITABLE FOR STAGE APPROVAL

CLIENT

THE HILLINGDON HOSPITALS NHS - FOUNDATION TRUST

PROJECT

HILLINGDON HOSPITAL - THE FURZE

DRAWING TITLE

ELECTRICAL SERVICES
SECOND FLOOR - CLINICAL ADMIN
SMALL POWER & DATA LAYOUT

SCALE (A1)	DATE	BY	VE
1:50	SEP' 21	JG	NR
THHFP1	CPW	ZZ	02
THHFP1	CPW	ZZ	02
E	30001	S4	P11

THHFP1-CPW-ZZ-02-DR-E-30001_S4_P11

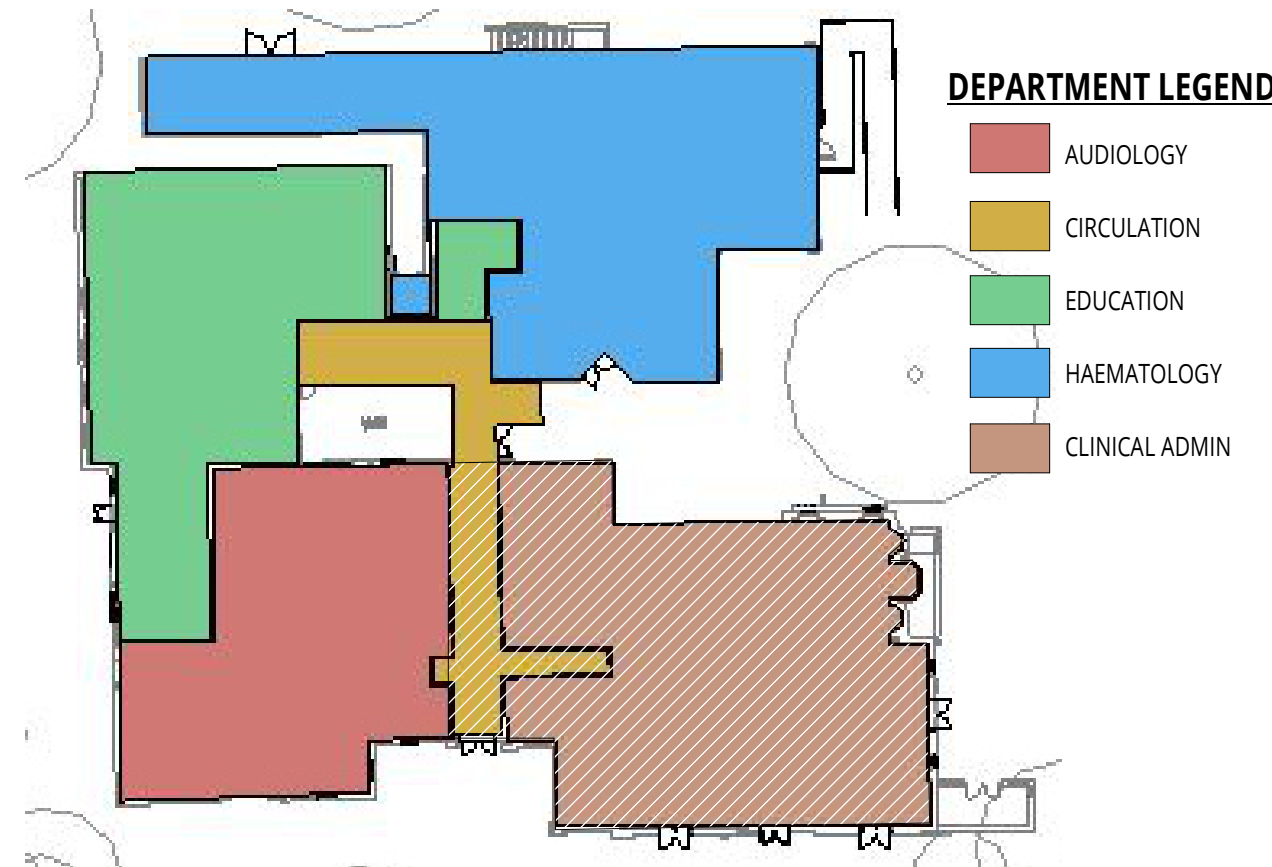
LINKED FILES

-HTF-LDW-XX-ZZ-M3-A-0001
THHFP1-CRH-ZZ-ZZ-M3-S-0001

POWER E-NOTES:

- E1 - FCU FOR ACCESS CONTROL DOORS
E2 - FCU FOR CCTV CAMERAS
E3 - FCU FOR HRU UNITS
E4 - 16A TPN ISOLATOR FOR FAN
E5 - 20A TPN ISOLATOR FOR AHU COOLING COIL
E6 - FCU FOR EXTRACT FANS
E7 - 16A SPN ISOLATOR FOR ELECTRIC HOT WATER CYLINDER
E8 - 16A SPN ISOLATOR FOR ELECTRIC WATER HEATER-ARISTON
E9 - FCU FOR SEWAGE PUMP
E10 - 16A TPN FOR AC UNIT
E11 - FCU FOR AC UNIT
E12 - 32A SPN FOR AC UNIT
E13 - FCU FOR FIRE ALARM PANEL
E14 - FCU FOR SMOKE DAMPER/CONTROL PANEL

- E15 - FCU FOR FIRE ALARM REPEATER PANEL
E16 - FCU FOR HAND DRYERS
E17 - FCU CONNECTED TO SINGLE SOCKET OUTLET FOR FRIDGE
E18 - DOUBLE SOCKET OUTLET & DATA OUTLET FOR PRINTER
E19 - FCU FOR ELECTRIC HEATER BATTERIES
E20 - WC ALARM
E21 - DRUGS CABINET
E22 - 20A TPN ISOLATOR FOR AHU FAN
E23 - EXTERNAL CONDENSER
E24 - NURSE CALL PANEL
E25 - INTRUDER ALARM PANEL
E26 - EVACUATION ALERT PANEL
E27 - BMS PANEL



SMALL POWER & DATA LEGEND

- UNSWITCHED SINGLE SOCKET OUTLET
SWITCHED SINGLE SOCKET OUTLET
TWIN SWITCHED SOCKET OUTLET
CLEANERS SOCKET OUTLET
SPN COMMANDO SOCKET - N = RATING
20A DOUBLE POLE KEY SWITCH
UNSWITCHED FUSED CONNECTION UNIT
SWITCHED FUSED CONNECTION UNIT
K - DENOTES KEY SWITCH
13A SWITCHED FUSED CONNECTION UNIT
W/FLEX OUTLET
13A SWITCHED FUSED CONNECTION UNIT
20A DOUBLE POLE SWITCH
SPN ISOLATOR
13A SWITCHED FUSED CONNECTION UNIT
W/FLEX OUTLET
TPN ISOLATOR
CONSUMER UNIT
DISTRIBUTION BOARD
MAIN PANEL BOARD
SINGLE DATA OUTLET
DOUBLE DATA OUTLET
SINGLE TELEPHONE OUTLET
DOUBLE TELEPHONE OUTLET
WALL MOUNTED EXTRACT FAN SWITCH
EXISTING DADO TRUNKING
NEW DADO TRUNKING @ 1000mm AFFL UNLESS STATED
DESK MOUNTED CONTAINMENT SYSTEM TO BE PROVIDED BY FURNITURE SPECIALIST AND COORDINATED WITH THE ARCHITECT

GENERAL NOTES

- THIS DRAWING IS NOT AN INSTALLATION DRAWING.
 - SCALED DIMENSIONS SHALL NOT BE TAKEN FROM THIS DRAWING.
 - THIS DRAWING SHALL BE READ IN CONJUNCTION WITH ALL RELEVANT REPORTS, SPECIFICATIONS, ARCHITECTURAL AND ENGINEERING DRAWINGS.
 - THIS DRAWING SHALL BE PRINTED AND READ IN COLOUR ONLY.
- ELECTRICAL NOTES**
- THE CONTRACTOR SHALL BE DEEMED TO HAVE INCLUDED FOR ALL ITEMS OF EQUIPMENT INCLUDING MANUFACTURER AND TYPE AS DETAILED ON THIS DRAWING AND WITHIN THE SPECIFICATION.
 - THE CONTRACTOR SHALL BE RESPONSIBLE FOR THE CORRECT AND FINAL POSITIONING OF ALL OUTLETS TO MEET THE END-USERS REQUIREMENTS THIS SHALL BE CARRIED OUT IN CONJUNCTION WITH THE PROJECT ARCHITECT. FINAL SETTING OUT EQUIPMENT SHALL BE TO THE ARCHITECTS ROOM LAYOUT AND REFLECTED CEILING PLANS.
 - THE CONTRACTOR SHALL CO-ORDINATE ALL ELECTRICAL SERVICES WITH MECHANICAL SERVICES AND STRUCTURE.
 - THE CONTRACTOR SHALL EMPLOY A REPRESENTATIVE OF THE SYSTEM MANUFACTURER TO TEST AND COMMISSION EACH SYSTEM UPON COMPLETION OF EACH PHASE OF WORKS.

SMALL POWER & DATA NOTES

- ALL ELECTRICAL ACCESSORIES SHOWN IN GREY ARE EXISTING FIXTURES TO BE RETAINED AND RE-WIRED AS PER ASSOCIATED DISTRIBUTION SCHEDULES
- FOR SMALL POWER AND DATA LOCATED ON DESK CONTRACTORS TO COORDINATE WITH THE ARCHITECTS AND FURNITURE SPECIALISTS FOR DETAIL OF SECONDARY CONTAINMENT INSTALLATION

P11	MAY/24	UPDATED FOLLOWING CO-ORDINATION WITH ARCHITECTS	RS	RL
P10	APR/24	UPDATED TO INCORPORATE ARCHITECTS COMMENTS (PRESENTED 11/04/2024)	LD	RL
P09	APR/24	FINAL STAGE ISSUE	AT	RL
P08	MAR/24	PRELIMINARY TENDER ISSUE	LD	RL
P07	MAR/24	PRELIMINARY TENDER ISSUE	LD	RL
P06	JAN/24	UPDATED TO INCORPORATE ARCHITECT COMMENTS	RS	RL
P05	DEC/23	UPDATED FOR LAYOUT CHANGE	LD	RL
P04	MAY/23	FOR TENDER	JG	NR
P03	APR/23	FOR PLANNING AMENDMENTS	JG	NR
P02	DEC/22	SUITABLE FOR STAGE APPROVAL	BP	JP
P01	OCT/22	CHANGED TO TITLE BLOCK REVISIONS	ZD	NR
T02	SEP/21	TENDER ISSUE	JG	NR
T01	SEP/21	TENDER ISSUE	JG	NR
RS	DATE	DESCRIPTION	BP	VE

couchperrywilkes
engineering change

Birmingham I +44(0) 121 708 6603
Nottingham I +44(0) 115 524 3348
Huddersfield I +44(0) 148 345 7403
Leeds I +44(0) 113 247 0709
Bristol I +44(0) 117 235 5001
Leicester I +44(0) 115 255 7397
London I +44(0) 203 878 4759
Manchester I +44(0) 161 574 7538

RIBA STAGE

STAGE 4

STATUS

SUITABLE FOR STAGE APPROVAL

CLIENT

THE HILLINGDON HOSPITALS NHS - FOUNDATION TRUST

PROJECT

HILLINGDON HOSPITAL - THE FURZE

DRAWING TITLE

ELECTRICAL SERVICES
GROUND FLOOR - CLINICAL ADMIN
SMALL POWER & DATA LAYOUT

SCALE (A1)

1:50

DATE

SEP' 21

BY

JG

VE

NR

NO	CHG	NO	DATE	BY	VE	NO	DATE	BY	VE
THHFP1	CPW	22	08	DR	E	30001	S4	P11	

THHFP1-CPW-ZZ-00-DR-E-30001_S4_P11

CPW Project No.

240208

LINKED FILES

-HTF-LDW-XX-ZZ-M3-A-0001

THHFP1-CRH-ZZ-M3-S-0001

GENERAL NOTES

1. THIS DRAWING IS NOT AN INSTALLATION DRAWING.
2. SCALED DIMENSIONS SHALL NOT BE TAKEN FROM THIS DRAWING.
3. THIS DRAWING SHALL BE READ IN CONJUNCTION WITH ALL RELEVANT REPORTS, SPECIFICATIONS, ARCHITECTURAL AND ENGINEERING DRAWINGS.
4. THIS DRAWING SHALL BE PRINTED AND READ IN COLOUR ONLY.

SMALL POWER & DATA NOTES

1. ALL ELECTRICAL ACCESSORIES SHOWN IN GREY ARE EXISTING FIXTURES TO BE RETAINED AND RE-WIRED AS PER ASSOCIATED DISTRIBUTION SCHEDULES
2. FOR SMALL POWER AND DATA LOCATED ON DESK CONTRACTORS TO COORDINATE WITH THE ARCHITECTS AND FURNITURE SPECIALISTS FOR DETAIL OF SECONDARY CONTAINMENT INSTALLATION

ELECTRICAL NOTES

1. THE CONTRACTOR SHALL BE DEEMED TO HAVE INCLUDED FOR ALL ITEMS OF EQUIPMENT INCLUDING MANUFACTURER AND TYPE AS DETAILED ON THIS DRAWING AND WITHIN THE SPECIFICATION.
2. THE CONTRACTOR SHALL BE RESPONSIBLE FOR THE CORRECT AND FINAL POSITIONING OF ALL OUTLETS TO MEET THE END-USERS REQUIREMENTS THIS SHALL BE CARRIED OUT IN CONJUNCTION WITH THE PROJECT ARCHITECT. FINAL SETTING OUT EQUIPMENT SHALL BE TO THE ARCHITECTS ROOM LAYOUT AND REFLECTED CEILING PLANS.
3. THE CONTRACTOR SHALL CO-ORDINATE ALL ELECTRICAL SERVICES WITH MECHANICAL SERVICES AND STRUCTURE.
4. THE CONTRACTOR SHALL EMPLOY A REPRESENTATIVE OF THE SYSTEM MANUFACTURER TO TEST AND COMMISSION EACH SYSTEM UPON COMPLETION OF EACH PHASE OF WORKS.

POWER E-NOTES:

- E1 - FCU FOR ACCESS CONTROL DOORS
- E2 - FCU FOR CCTV CAMERAS
- E3 - FCU FOR HRU UNITS
- E4 - 16A TPN ISOLATOR FOR FAN
- E5 - 20A TPN ISOLATOR FOR AHU COOLING COIL
- E6 - FCU FOR EXTRACT FANS
- E7 - 16A SPN ISOLATOR FOR ELECTRIC HOT WATER CYLINDER
- E8 - 16A SPN ISOLATOR FOR ELECTRIC WATER HEATER-ARISTON
- E9 - FCU FOR SEWAGE PUMP
- E10 - 16A TPN FOR AC UNIT
- E11 - FCU FOR AC UNIT
- E12 - 32A SPN FOR AC UNIT
- E13 - FCU FOR FIRE ALARM PANEL
- E14 - FCU FOR SMOKE DAMPER/CONTROL PANEL
- E15 - FCU FOR FIRE ALARM REPEATER PANEL
- E16 - FCU FOR HAND DRYERS
- E17 - FCU CONNECTED TO SINGLE SOCKET OUTLET FOR FRIDGE
- E18 - DOUBLE SOCKET OUTLET & DATA OUTLET FOR PRINTER
- E19 - FCU FOR ELECTRIC HEATER BATTERIES
- E20 - WC ALARM
- E21 - DRUGS CABINET
- E22 - 20A TPN ISOLATOR FOR AHU FAN
- E23 - EXTERNAL CONDENSER
- E24 - NURSE CALL PANEL
- E25 - INTRUDER ALARM PANEL
- E26 - EVACUATION ALERT PANEL
- E27 - BMS PANEL

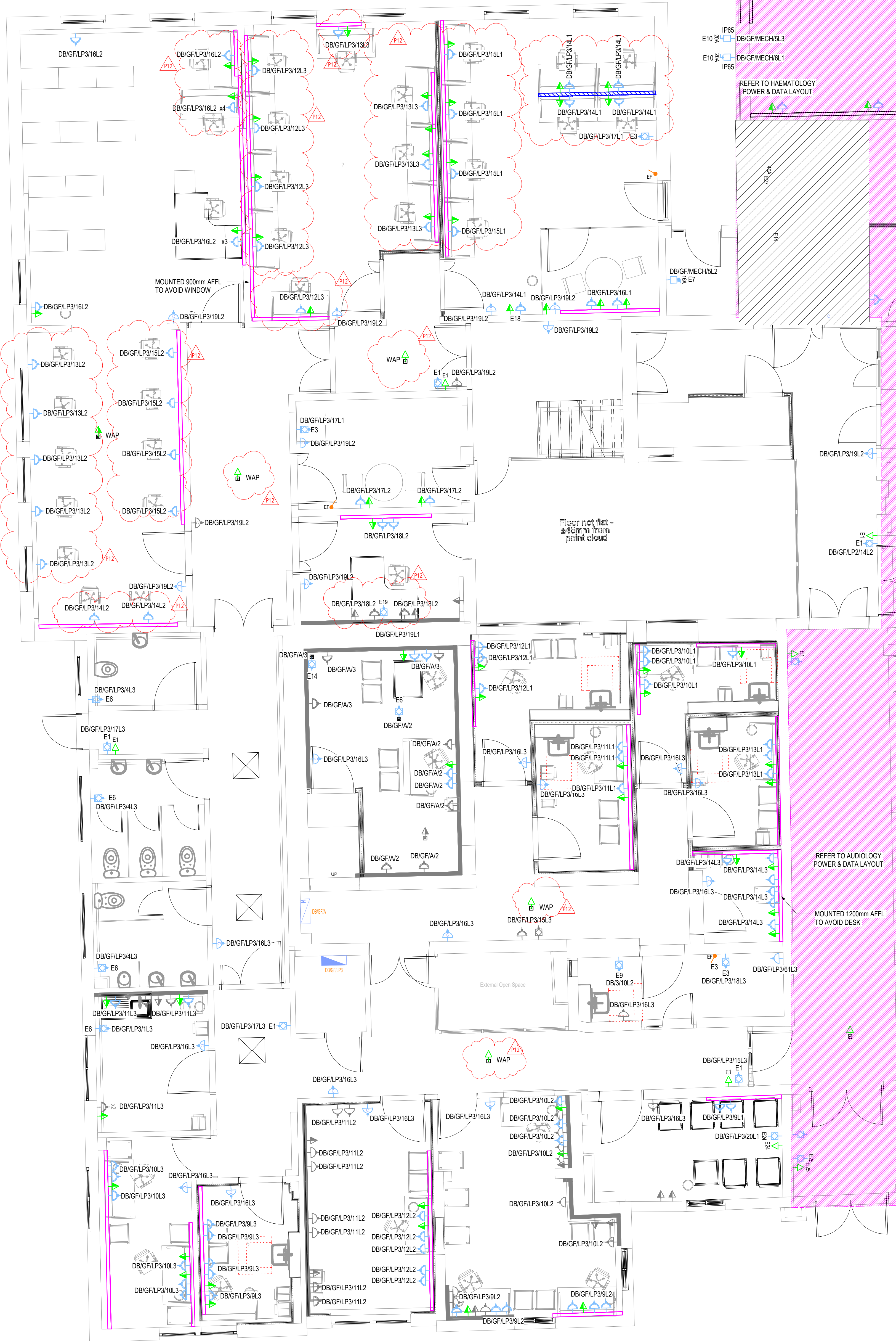
© 2021 COUCH PERRY WILKES
ALL SCALED DIMENSIONS TAKEN FROM THIS DRAWING ARE TO BE VERIFIED ON SITE

DEPARTMENT LEGEND

- AUDIOLOGY
- CIRCULATION
- EDUCATION
- HAEMATOLOGY
- CLINICAL ADMIN

SMALL POWER & DATA LEGEND

- UNSWITCHED SINGLE SOCKET OUTLET
- SWITCHED SINGLE SOCKET OUTLET
- TWIN SWITCHED SOCKET OUTLET
- CLEANERS SOCKET OUTLET
- SPN COMMANDO SOCKET - N = RATING
- 20A DOUBLE POLE KEY SWITCH
- UNSWITCHED FUSED CONNECTION UNIT
- SWITCHED FUSED CONNECTION UNIT
- K - DENOTES KEY SWITCH
- 13A SWITCHED FUSED CONNECTION UNIT
- W/ FLEX OUTLET
- 13A SWITCHED FUSED CONNECTION UNIT
- 20A DOUBLE POLE SWITCH
- SPN ISOLATOR
- TPN ISOLATOR
- CONSUMER UNIT
- DISTRIBUTION BOARD
- MAIN PANEL BOARD
- SINGLE DATA OUTLET
- DOUBLE DATA OUTLET
- SINGLE TELEPHONE OUTLET
- DOUBLE TELEPHONE OUTLET
- WALL MOUNTED EXTRACT FAN SWITCH
- EXISTING DADO TRUNKING
- NEW DADO TRUNKING @ 1000mm AFFL UNLESS STATED
- DESK MOUNTED CONTAINMENT SYSTEM TO BE PROVIDED BY FURNITURE SPECIALIST AND COORDINATED WITH THE ARCHITECT



P12	MAY 24	UPDATED FOLLOWING CO-ORDINATION WITH ARCHITECTS	RS	RAI
P11	APR 24	UPDATED TO INCORPORATE ARCHITECTS COMMENTS (RECEIVED 11/04/2024)	LD	RAI
P10	APR 24	FINAL STAGE 4 ISSUE	AT	RAI
P09	MAR 24	PRELIMINARY TENDER ISSUE	LD	RAI
P08	MAR 24	PRELIMINARY TENDER ISSUE	LD	RAI
P07	JAN 24	UPDATED TO INCORPORATE ARCHITECT COMMENTS	RS	RAI
P06	DEC 23	UPDATED FOR LAYOUT CHANGE	LD	RAI
P05	MAY 22	DESIGN TEAM COMMENTS INCORPORATED	JS	NR
P04	MAY 22	FOR TENDER	JS	NR
P03	APR 22	FOR PLANNING AMENDMENTS	JS	NR
P02	DEC 21	SUITABLE FOR STAGE APPROVAL	BP	JP
P01	OCT 21	CHANGES TO TITLE BLOCK REVISIONS	20	NR
T02	SEP 21	TENDER ISSUE	JS	NR
T01	SEP 21	TENDER ISSUE	JS	NR
REV	DATE	DESCRIPTION	BY	VC

couchperrywilkes
engineering change

Birmingham | +44(0) 121 785 8800
Nottingham | +44(0) 115 524 3345
Huddersfield | +44(0) 148 545 7460
Leeds | +44(0) 113 347 0700
Bristol | +44(0) 115 255 5501
London | +44(0) 1753 255 7307
Manchester | +44(0) 161 574 4706

STAGE 4

SUITABLE FOR STAGE APPROVAL

THE HILLINGDON HOSPITALS NHS - FOUNDATION TRUST

HILLINGDON HOSPITAL - THE PURVE

ELECTRICAL SERVICES
GROUND FLOOR - EDUCATION & AUDIOLOGY
SMALL POWER & DATA LAYOUT

SCALE (A1) 1:50 DATE SEP '21 BY JG VE NR

THHFP1-CPW-ZZ-00-DR-E-30002_S4_P12

THHFP1-CPW-ZZ-00-DR-E-30002_S4_P12

THHFP1-CRH-ZZ-ZZ-M3-S-0001