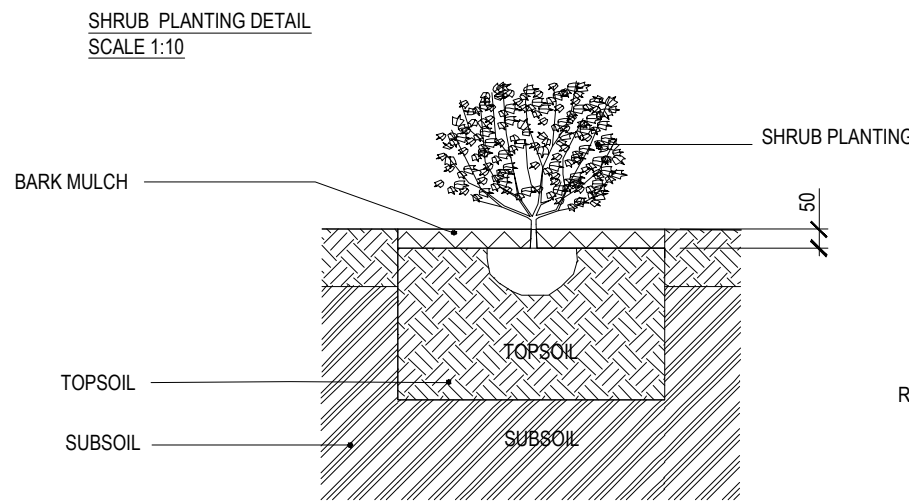
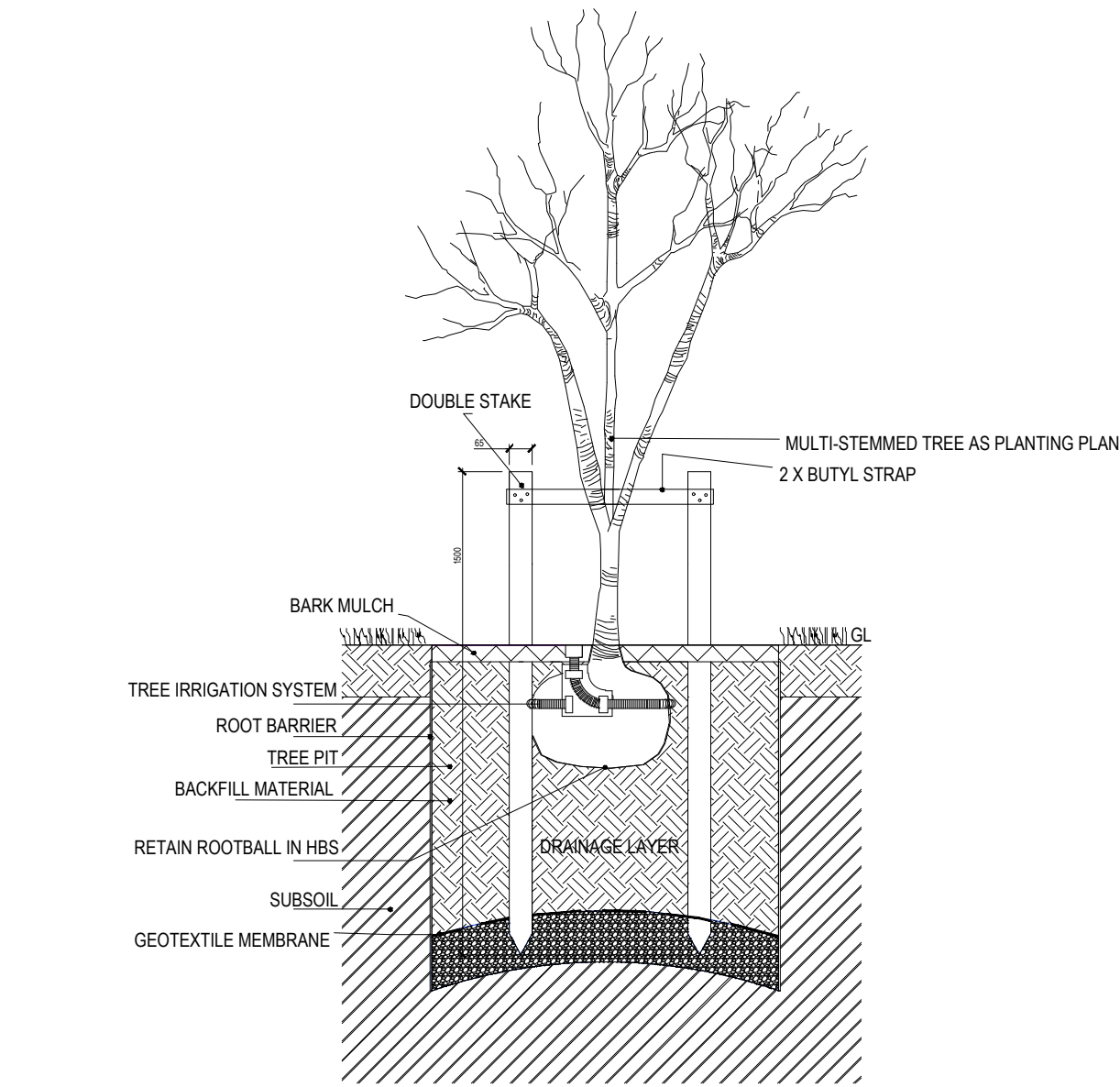
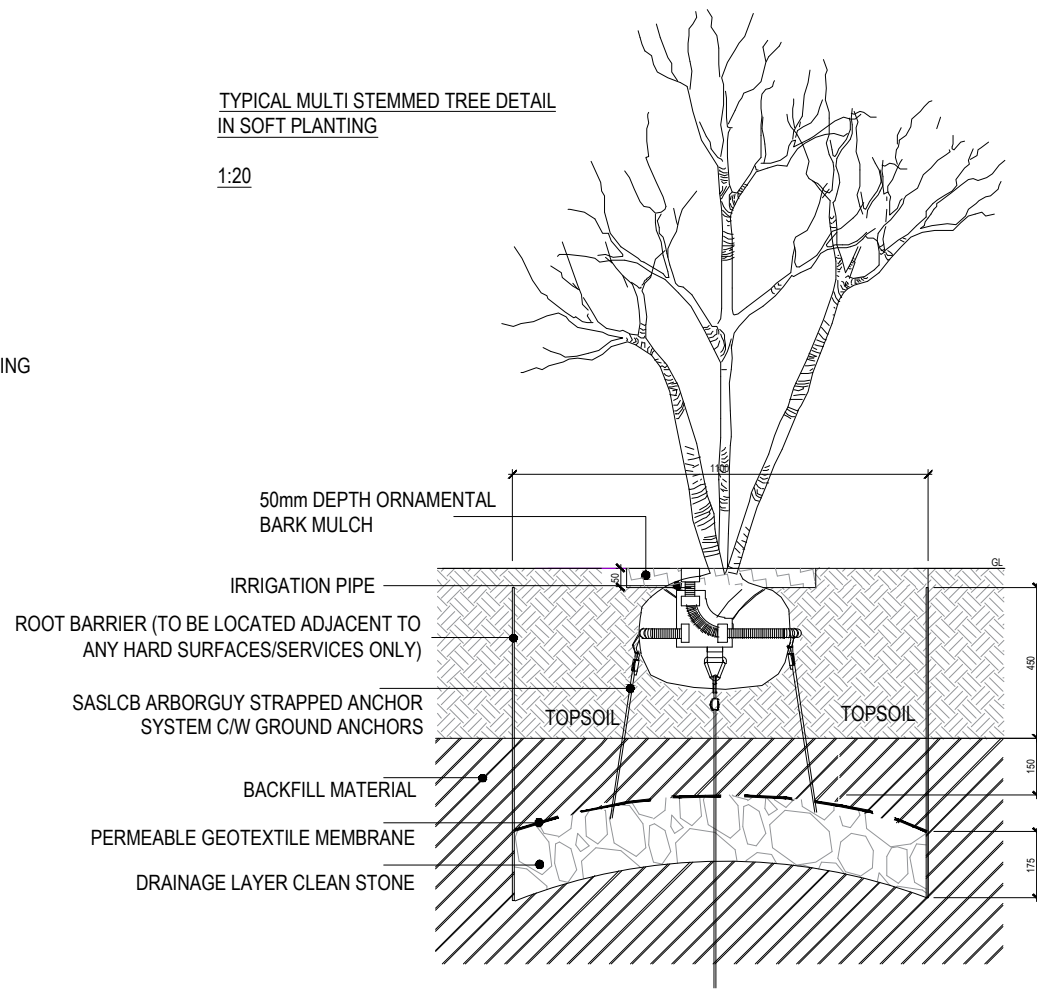


TYPICAL FEATURE TREE PIT DETAIL IN SOFT LANDSCAPE  
SCALE 1:10

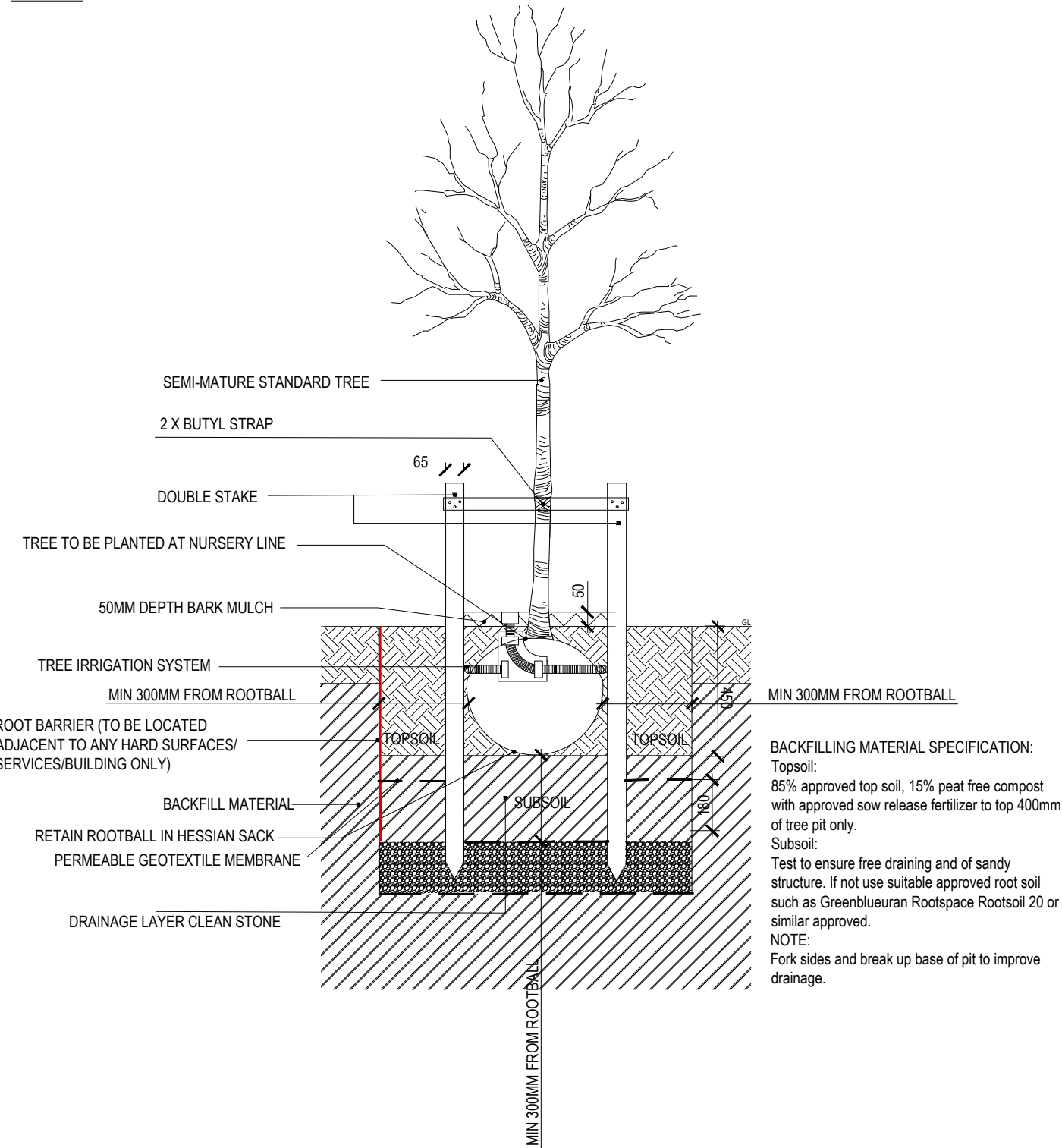


TYPICAL MULTI-STEMMED TREE DETAIL  
IN SOFT PLANTING


1:20



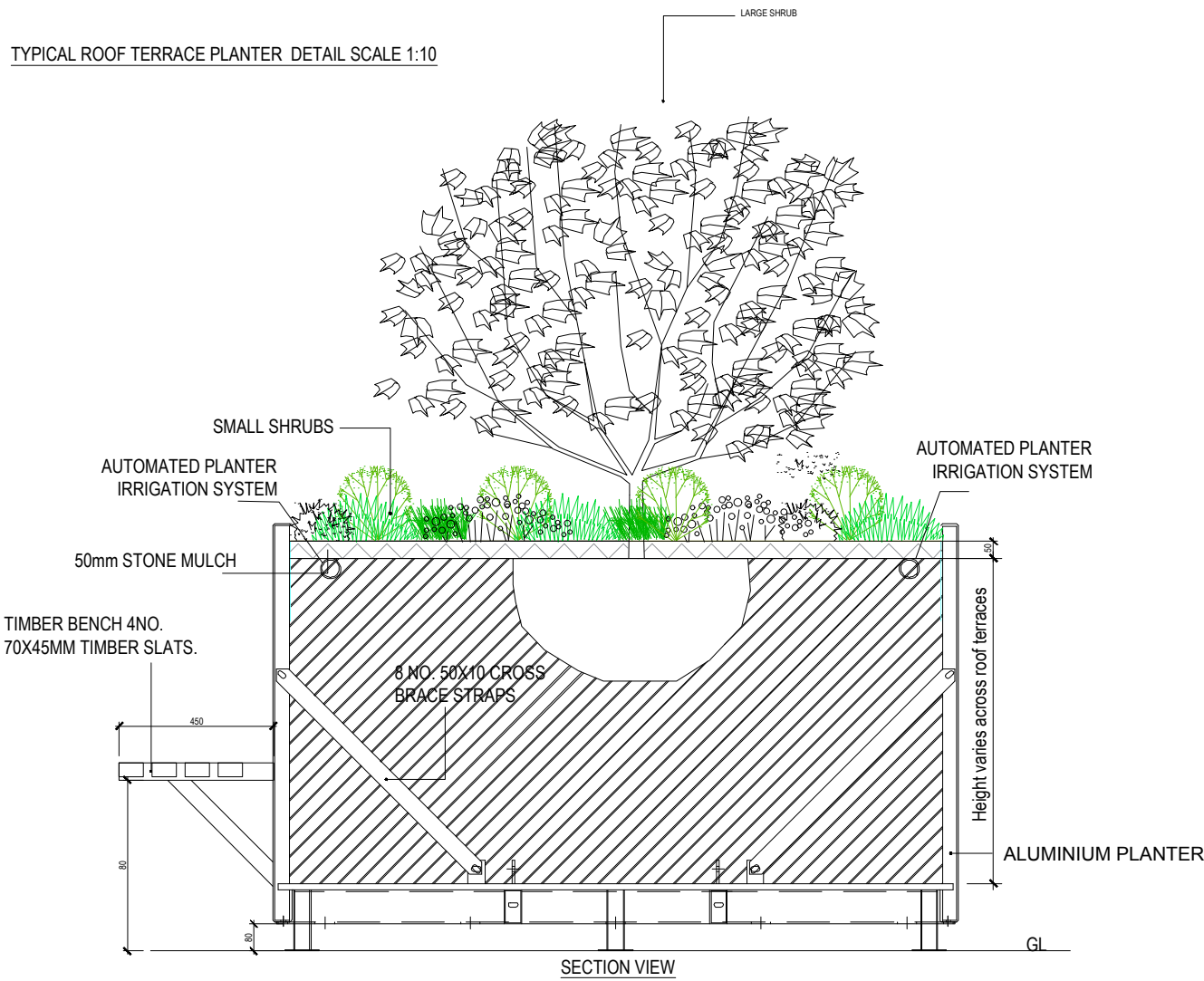
STANDARD / SELECTED STANDARD TREE  
PLANTING IN SOFT



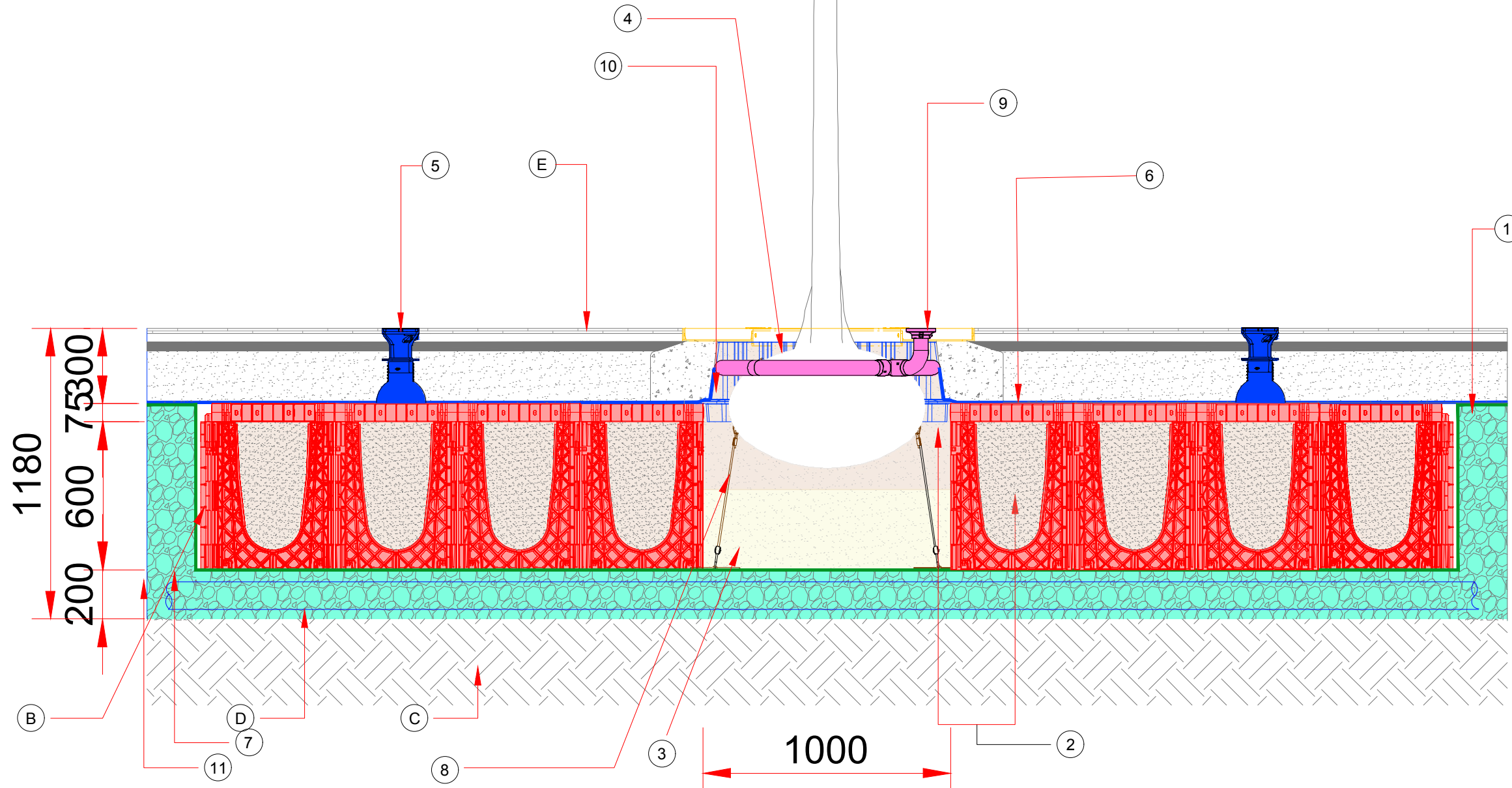
Tree Pit in Hard Paving Scale 1:10



TYPICAL ROOF TERRACE PLANTER DETAIL SCALE 1:10



NOTE: PLANTER HEIGHT VARIES ACROSS SITE



SECTION A-A

PACKAGE INCLUDES THE FOLLOWING GREENBLUE URBAN OR  
SIMILAR PRODUCT PER TREE:

- ROOTSPACE @ 600mm DEPTH (1 UNITS DEEP) C/W TWIN WALLED GEONET & OPEN REINFORCING MESH - GBURS61A
- ROOTSOIL 20 TOPSOIL FOR USE WITHIN TOP 600mm OF SOIL PROFILE - ROOTSOIL20
- ROOTSOIL SUB SUBSOIL FOR USE WITHIN SOIL PROFILES 600mm OR DEEPER - ROOTSOILSUBA
- ROOTSTART PROFESSIONAL MYCORRHIZA FUNGI ALLOW 200g PER TREE - RSPMF2.5LA
- ROOTRAIN ARBORVENT CAST ALUMINIUM TRAFFICABLE AERATION INLET WITH 150mm SQUARE TOP AND MANIFOLD - RRARBV150B
- TWIN WALLED STRUCTURAL GEONET (INCLUDED IN ITEM 1) SEE NOTE (A)- GLTWGNA
- 20mm OPEN REINFORCING MESH (INCLUDED IN ITEM 1) SEE NOTE (A)- GRN20A
- ARBORGUY ANCHORPLATE STRAPPED ANCHOR SYSTEM - SASAP06A
- ADUR DESIGN CAST DUCTILE TREE GRILLE 1200mm SQUARE WITH 600mm CENTRAL APERTURE WITH GALVANISED SUPPORT FRAME. INCLUDING ROOTRAIN HYDROGRILLE IRRIGATION SYSTEM - ADUR12A
- MEDIUM ROOTDIRECTOR WITH ROOT DEFLECTING RIBS - RD1000-RSA
- 10 - 20mm CLEAN ANGULAR DRAINAGE AGGREGATE - GBUDRSA

NOTES:

- ALLOW 20% ADDITIONAL FOR GEOTEXTILE AND REINFORCED GEOGRID FOR OVERLAP AND CUTTING REQUIREMENTS
- INSTALL ROOTSPACE SIDE PANELS TO INSTALLATION AS DIRECTED BY ENGINEER
- EXISTING GROUND
- POSITIVE DRAINAGE PIPE (110mm PERFORATED PIPE)
- BUILD-UP TO SUIT ENGINEER DESIGNS AND REQUIREMENTS

- Notes:
- This drawing is copyright.
  - Do not scale dimensions from this drawing.
  - All discrepancies on this drawing are to be reported to the architect.
  - Do not modify any element of this drawing.
  - Use drawing only for purpose(s) issued.

North Sign / Key Plan

The following external model files are included within this drawing:

P02	22/04/22	Issue for Planning	RK	CH
P01	07/04/2022	First Issue	RK	CH
Rev	Date	Revision Notes	Dn	Rv

Client / Contractor



Intelligence  
Buildings  
Infrastructure

Project  
HILLINGDON HOSPITAL REDEVELOPMENT

Drawing Title  
LANDSCAPE TYPICAL DETAILS

Job Number 126649	Date 08/02/2022	Scale@A1 1:200
Status S6	Purpose PLANNING	

Drawing Number THHR_01-IBI-WS-XX-DR-L-700009	Revision P02
---	-----------------