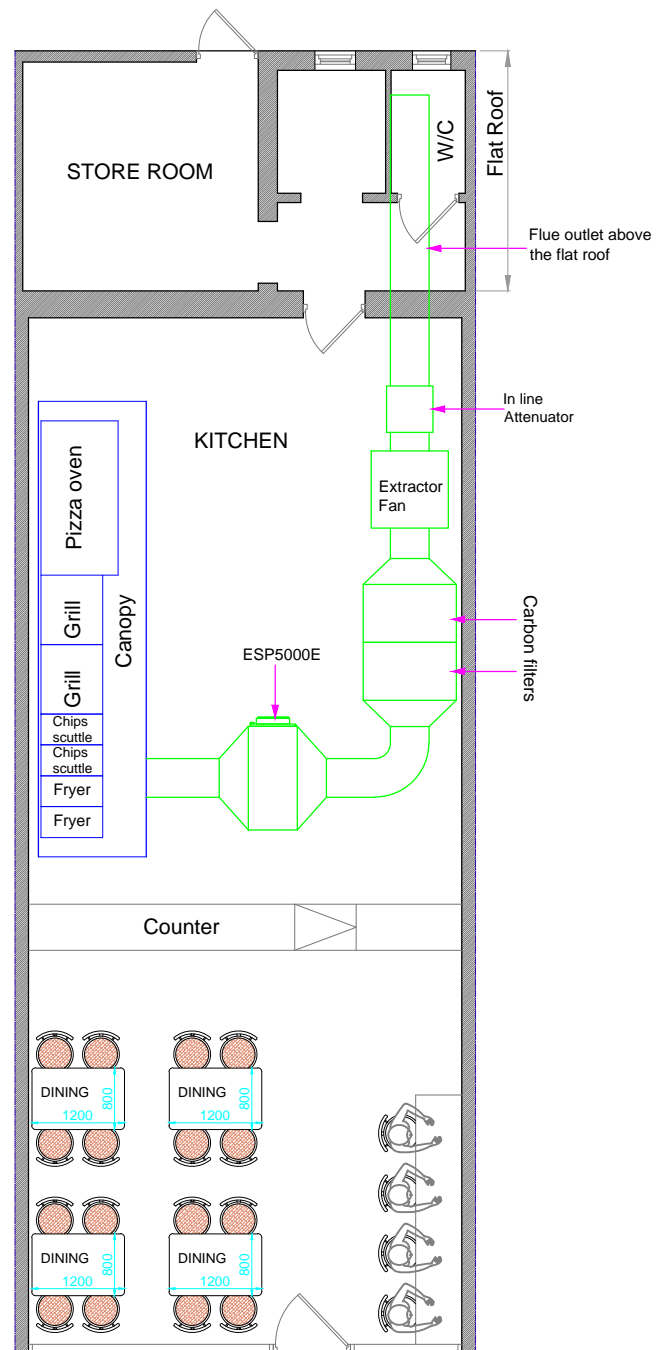
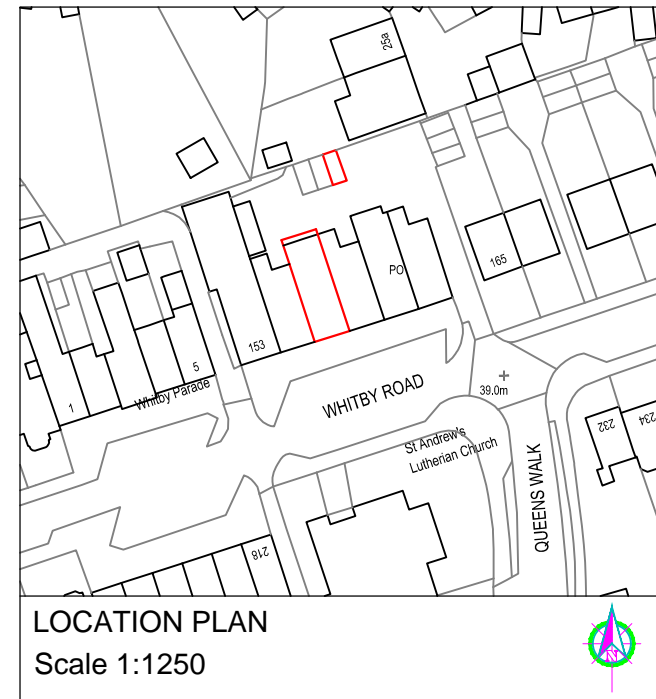


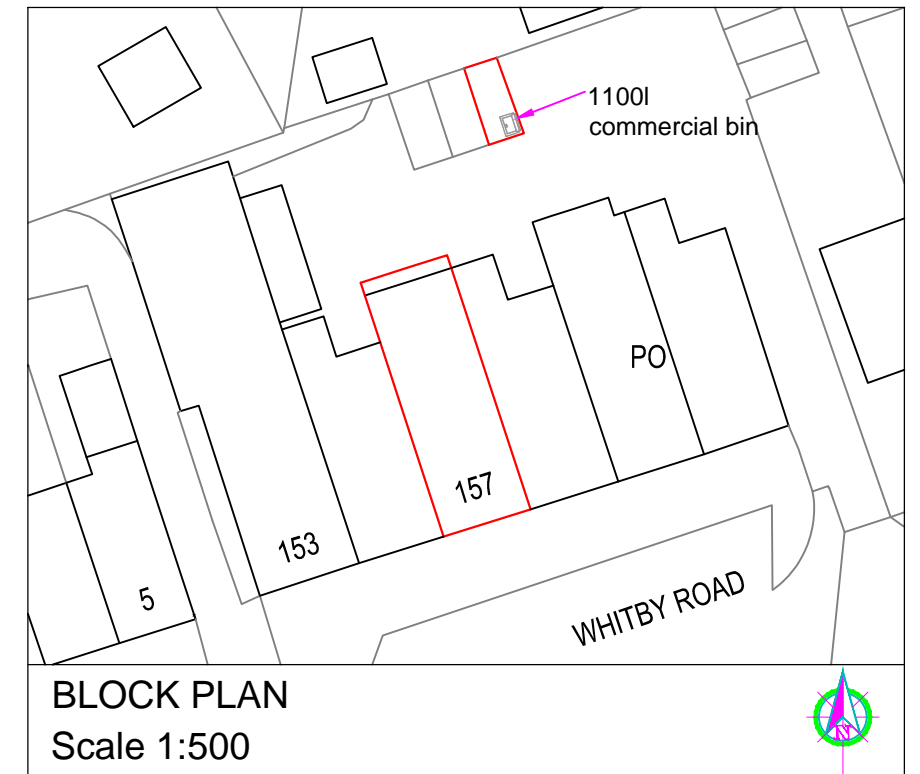
EXISTING SHOP PLAN
Scale 1:100



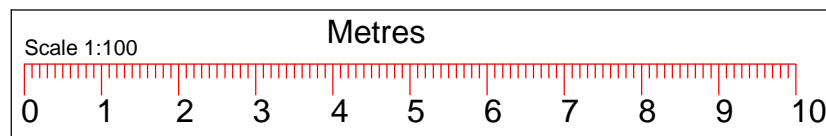
PROPOSED SHOP PLAN
Scale 1:100



LOCATION PLAN
Scale 1:1250



BLOCK PLAN
Scale 1:500



TITLE: CHANGE OF USE

CLIENT NAME :
SITE ADDRESS : 157 WHITBY ROAD

RUISLIP

HA4 9EB



Contact: M.Mathu (BSc,MSc Civil Engineering)
Tel : 07515365953
Email : mathu_eng@yahoo.co.uk
Web : mkmdesigns.co.uk

IMPORTANT NOTE:
1.This drawing is copyright of MKM ARCHI DESIGN LTD . This can be used for any purposes, if it is issued/submitted by us only.
2.Contractors/Builder to check all dimensions on site before commencement of any works, any discrepancies to be notified to us in writing.
3.All works shall comply with the latest Building Regulations & be to the satisfaction of the Local Authority.
4.Materials shall be suitable for the purpose for which they are used & the quality shall not be lower than that defined in the relevant British standards.
5.The structural beam sizes shown on this drawing shall be installed once the beam sizes and structural calculations are approved by the Local Authority. Any changes to beam length and bearing plate/ bearing pier sizes to be confirmed with our engineer.