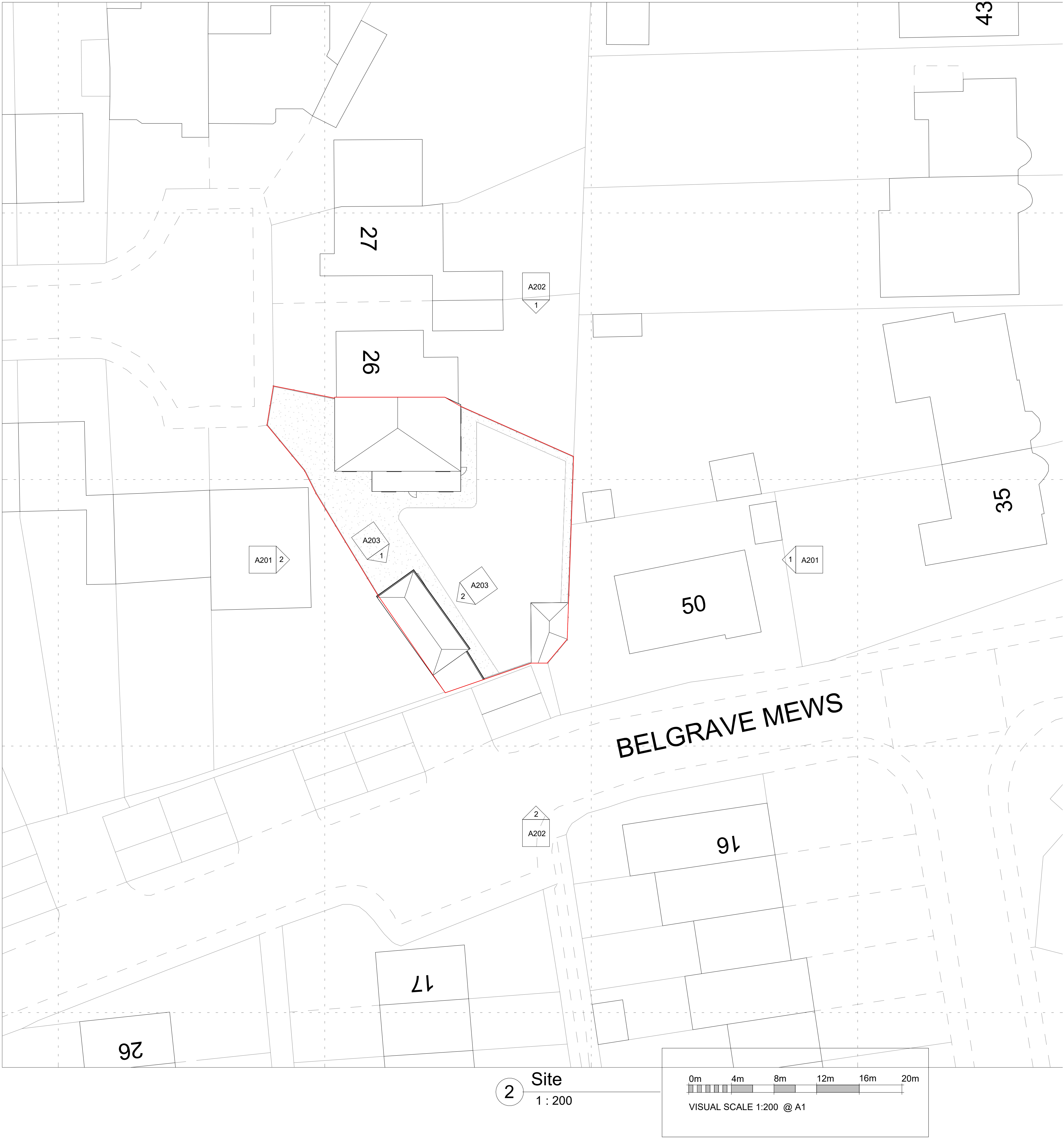




1 Location Plan
1 : 1250




2 Site
1 : 200

24

24, Lodge Close
Uxbridge
Hillingdon
UB8 2ES

The drawing is copyright of SIXTHART LTD. This drawing shall not be scaled. All dimensions are in mm unless otherwise stated. All dimensions shall be checked on site prior to commencing the works and any discrepancies to be reported to SIXTHART LTD. All works shall conform to the current edition of the building regulations and other statutory requirements. All materials and workmanship shall conform with the relevant British Standard specifications and codes of practice. If this drawing forms part of an application for planning permission, it shall not be used for any other purpose without the express permission of SIXTHART LTD. This drawing may incorporate information from other professionals. SIXTHART LTD cannot accept responsibility for the integrity and accuracy of such information. Any clarification and/or additions that are required appertaining to such information should be sought from the relevant profession or their appointment representative.

Drawings, specifications and schedules are to be read in conjunction with the following where applicable: Employer's Requirements documents, Agreements to Lease, Structural Engineer's drawings and specifications, Civil Engineer's drawings and specifications, Survey Drawings, Party Wall/Boundary Awards, Other specialist design consultant's requirements as appointed by the Main Contractor. Other specialist design sub-contractor's requirements as appointed by the Main Contractor.



24, Lodge Close, Uxbridge, Hillingdon

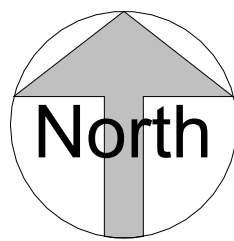
GARAGE CONVERSION TO OUTBUILDING			
TITLE			
Site and Location Plan			
DATE	PROJECT	PROJECT NUMBER	
Issue Date		Project Number	
STAGE	REVISION	DRAWING NO	
_PP		A001	
SCALE		As indicated	

SIXTHART ARCHITECTURAL DESIGN LTD
12 EATON ROW SW1W 0JA
www.sixthart.co.uk
erhan@sixthart.co.uk

The drawing is copyright of SIXTHART LTD. This drawing shall not be scaled. All dimensions are in mm unless otherwise stated. All dimensions shall be checked on site prior to commencing the works and any discrepancies to be reported to SIXTHART LTD. All works shall conform to the current edition of the building regulations and other statutory requirements. All materials and workmanship shall conform with the relevant British Standard specifications and codes of practice. If this drawing forms part of an application for planning permission, it shall not be used for any other purpose without the express permission of SIXTHART LTD. This drawing may incorporate information from other professionals. SIXTHART LTD cannot accept responsibility for the integrity and accuracy of such information. Any clarification and/or additions that are required appertaining to such information should be sought from the relevant profession or their appointment representative.

Drawings, specifications and schedules are to be read in conjunction with the following where applicable: Employer's Requirements documents, Agreements to Lease, Structural Engineer's drawings and specifications, Civil Engineer's drawings and specifications, Survey Drawings, Party Wall/Boundary Awards, Other specialist design consultant's requirements as appointed by the Main Contractor. Other specialist design sub-contractor's requirements as appointed by the Main Contractor.

EXISTING



0m 0.4m 0.8m 1.2m 1.6m 2m

VISUAL SCALE 1:20 @ A1

24, Lodge Close, Uxbridge, Hillingdon

GARAGE CONVERSION TO
OUTBUILDING

TITLE

Existing

DATE

PROJECT PROJECT NUMBER

Issue Date

Project Number

STAGE

REVISION DRAWING NO

_PP

A304

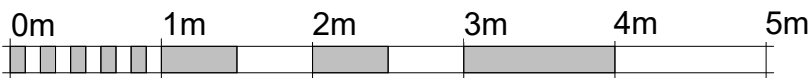
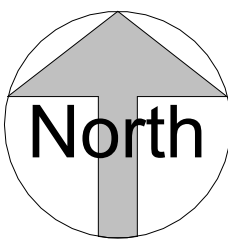
SCALE

SIXTHART ARCHITECTURAL DESIGN LTD
12 EATON ROW SW1W 0JA
www.sixthart.co.uk
erhan@sixthart.co.uk

28/05/2024 00:01:10

The drawing is copyright of SIXTHART LTD. This drawing shall not be scaled. All dimensions are in mm unless otherwise stated. All dimensions shall be checked on site prior to commencing the works and any discrepancies to be reported to SIXTHART LTD. All works shall conform to the current edition of the building regulations and other statutory requirements. All materials and workmanship shall conform with the relevant British Standard specifications and codes of practice. If this drawing forms part of an application for planning permission, it shall not be used for any other purpose without the express permission of SIXTHART LTD. This drawing may incorporate information from other professionals. SIXTHART LTD cannot accept responsibility for the integrity and accuracy of such information. Any clarification and/or additions that are required appertaining to such information should be sought from the relevant profession or their appointment representative.

Drawings, specifications and schedules are to be read in conjunction with the following where applicable: Employer's Requirements documents, Agreements to Lease, Structural Engineer's drawings and specifications, Civil Engineer's drawings and specifications, Survey Drawings, Party Wall/Boundary Awards, Other specialist design consultant's requirements as appointed by the Main Contractor. Other specialist design sub-contractor's requirements as appointed by the Main Contractor.



VISUAL SCALE 1:50 @ A1

24, Lodge Close, Uxbridge, Hillingdon

GARAGE CONVERSION TO
OUTBUILDING

TITLE
Ground Floor Plan

DATE PROJECT PROJECT NUMBER

Issue Date Project Number

STAGE REVISION DRAWING NO

_PP A101

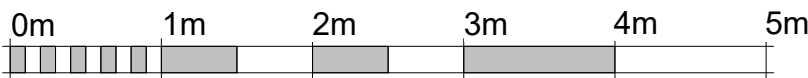
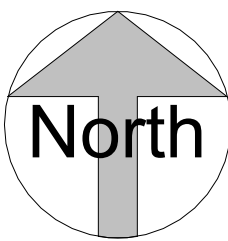
SCALE 1 : 50

SIXTHART ARCHITECTURAL DESIGN LTD
12 EATON ROW SW1W 0JA
www.sixthart.co.uk
erhan@sixthart.co.uk

28/05/2024 09:28:08

The drawing is copyright of SIXTHART LTD. This drawing shall not be scaled. All dimensions are in mm unless otherwise stated. All dimensions shall be checked on site prior to commencing the works and any discrepancies to be reported to SIXTHART LTD. All works shall conform to the current edition of the building regulations and other statutory requirements. All materials and workmanship shall conform with the relevant British Standard specifications and codes of practice. If this drawing forms part of an application for planning permission, it shall not be used for any other purpose without the express permission of SIXTHART LTD. This drawing may incorporate information from other professionals. SIXTHART LTD cannot accept responsibility for the integrity and accuracy of such information. Any clarification and/or additions that are required appertaining to such information should be sought from the relevant profession or their appointment representative.

Drawings, specifications and schedules are to be read in conjunction with the following where applicable: Employer's Requirements documents, Agreements to Lease, Structural Engineer's drawings and specifications, Civil Engineer's drawings and specifications, Survey Drawings, Party Wall/Boundary Awards, Other specialist design consultant's requirements as appointed by the Main Contractor. Other specialist design sub-contractor's requirements as appointed by the Main Contractor.



VISUAL SCALE 1:50 @ A1

24, Lodge Close, Uxbridge, Hillingdon

GARAGE CONVERSION TO
OUTBUILDING

TITLE

First Floor Plan

DATE

Issue Date

PROJECT PROJECT NUMBER

Project Number

STAGE

REVISION DRAWING NO

A102

_PP

SCALE

1 : 50

SIXTHART ARCHITECTURAL DESIGN LTD
12 EATON ROW SW1W 0JA
www.sixthart.co.uk
erhan@sixthart.co.uk

28/05/2024 09:28:08

unsurveyed

24

Flat Roof

A203

1

A201

2

A203

2

416 / 1000

416 / 1000

416 / 1000

416 / 1000

416 / 1000

577 / 1000

Flat Roof

577 / 1000

577 / 1000

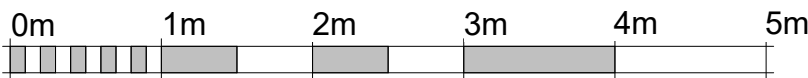
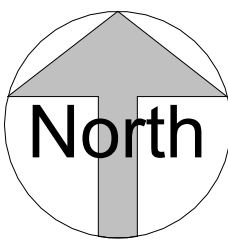
577 / 1000

FFL

1 : 50

The drawing is copyright of SIXTHART LTD. This drawing shall not be scaled. All dimensions are in mm unless otherwise stated. All dimensions shall be checked on site prior to commencing the works and any discrepancies to be reported to SIXTHART LTD. All works shall conform to the current edition of the building regulations and other statutory requirements. All materials and workmanship shall conform with the relevant British Standard specifications and codes of practice. If this drawing forms part of an application for planning permission, it shall not be used for any other purpose without the express permission of SIXTHART LTD. This drawing may incorporate information from other professionals. SIXTHART LTD cannot accept responsibility for the integrity and accuracy of such information. Any clarification and/or additions that are required appertaining to such information should be sought from the relevant profession or their appointment representative.

Drawings, specifications and schedules are to be read in conjunction with the following where applicable: Employer's Requirements documents, Agreements to Lease, Structural Engineer's drawings and specifications, Civil Engineer's drawings and specifications, Survey Drawings, Party Wall/Boundary Awards, Other specialist design consultant's requirements as appointed by the Main Contractor. Other specialist design sub-contractor's requirements as appointed by the Main Contractor.



VISUAL SCALE 1:50 @ A1

24, Lodge Close, Uxbridge, Hillingdon

GARAGE CONVERSION TO
OUTBUILDING

TITLE

Roof Plan

DATE

Issue Date

PROJECT PROJECT NUMBER

Project Number

STAGE

REVISION DRAWING NO

A103

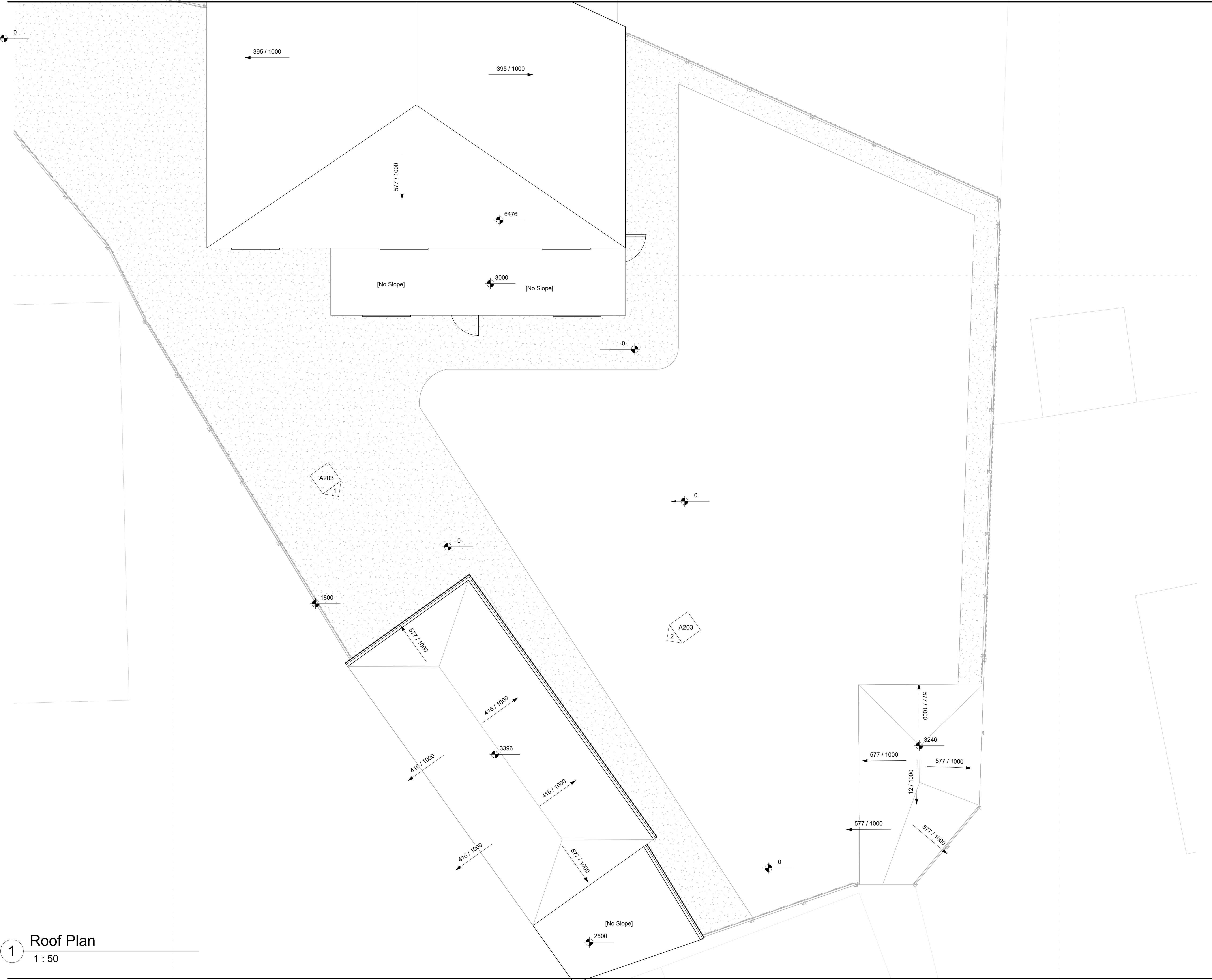
_PP

SCALE

1 : 50

SIXTHART ARCHITECTURAL DESIGN LTD
12 EATON ROW SW1W 0JA
www.sixthart.co.uk
erhan@sixthart.co.uk

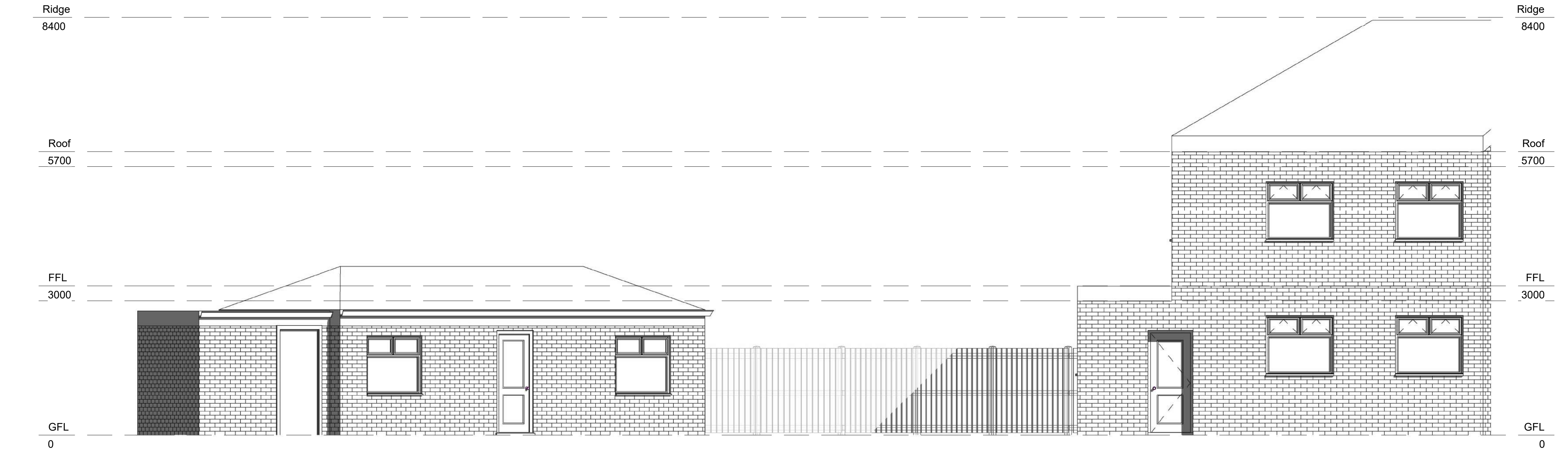
28/05/2024 09:28:09



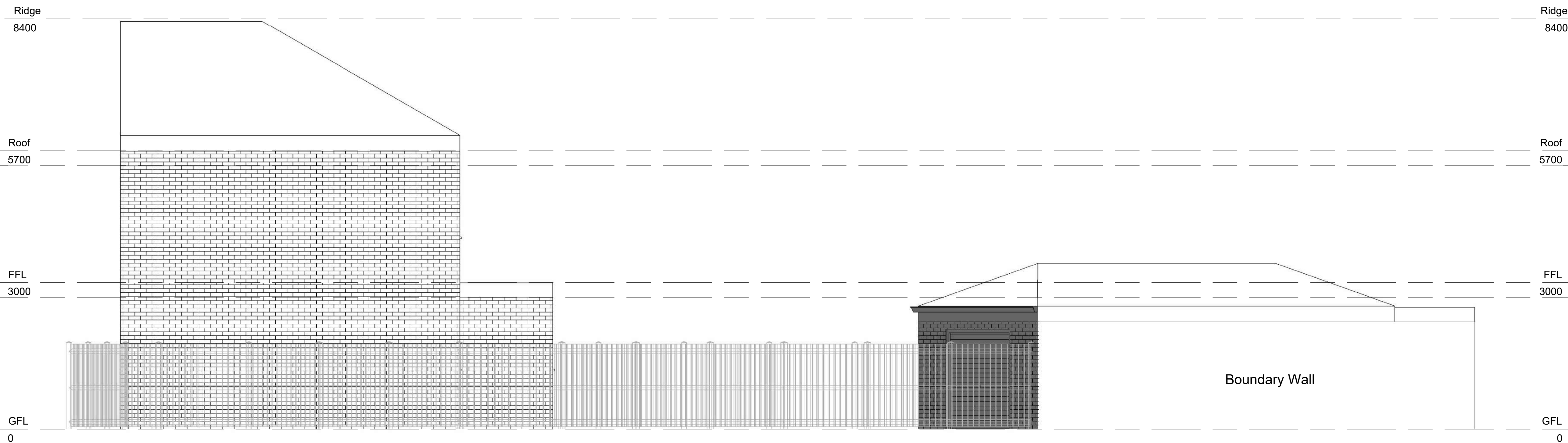
1 Roof Plan
1 : 50

The drawing is copyright of SIXTHART LTD. This drawing shall not be scaled. All dimensions are in mm unless otherwise stated. All dimensions shall be checked on site prior to commencing the works and any discrepancies to be reported to SIXTHART LTD. All works shall conform to the current edition of the building regulations and other statutory requirements. All materials and workmanship shall conform with the relevant British Standard specifications and codes of practice. If this drawing forms part of an application for planning permission, it shall not be used for any other purpose without the express permission of SIXTHART LTD. This drawing may incorporate information from other professionals. SIXTHART LTD cannot accept responsibility for the integrity and accuracy of such information. Any clarification and/or additions that are required appertaining to such information should be sought from the relevant profession or their appointment representative.

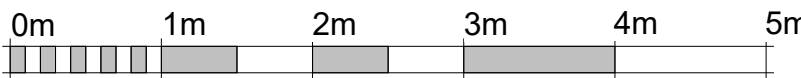
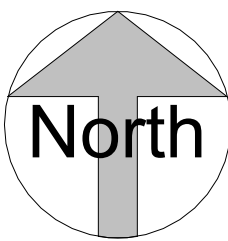
Drawings, specifications and schedules are to be read in conjunction with the following where applicable: Employer's Requirements documents, Agreements to Lease, Structural Engineer's drawings and specifications, Civil Engineer's drawings and specifications, Survey Drawings, Party Wall/Boundary Awards, Other specialist design consultant's requirements as appointed by the Main Contractor. Other specialist design sub-contractor's requirements as appointed by the Main Contractor.



1 East
1 : 50



2 West
1 : 50



VISUAL SCALE 1:50 @ A1

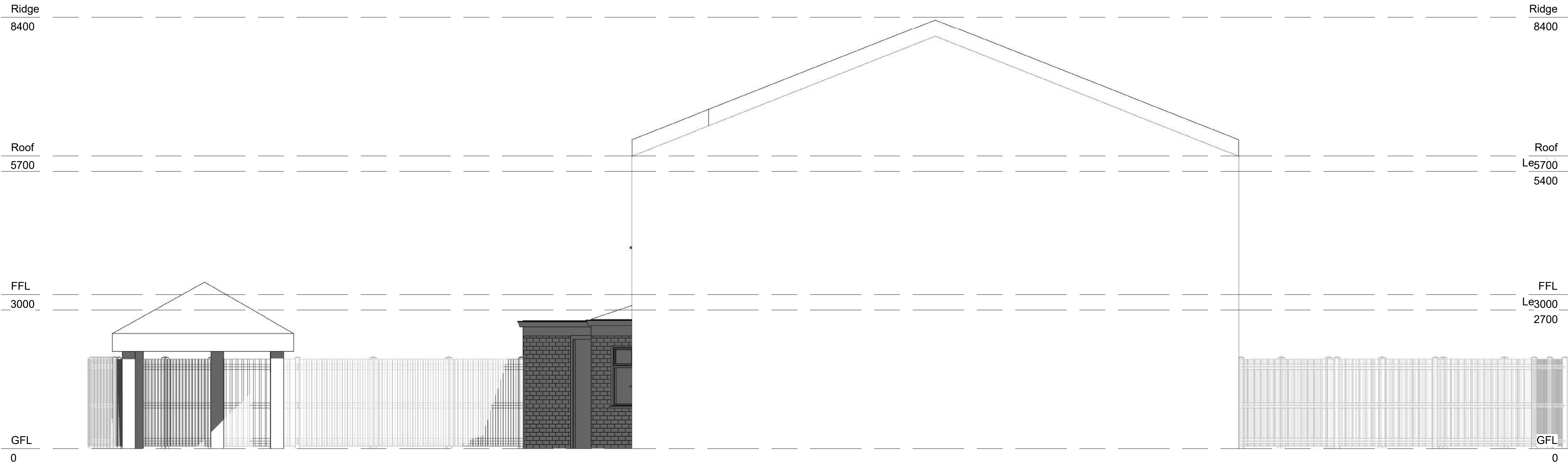
24, Lodge Close, Uxbridge, Hillingdon

GARAGE CONVERSION TO OUTBUILDING		
TITLE		
Elevations		
DATE	PROJECT	PROJECT NUMBER
Issue Date		Project Number
STAGE	REVISION	DRAWING NO
_PP		A201
SCALE	1 : 50	

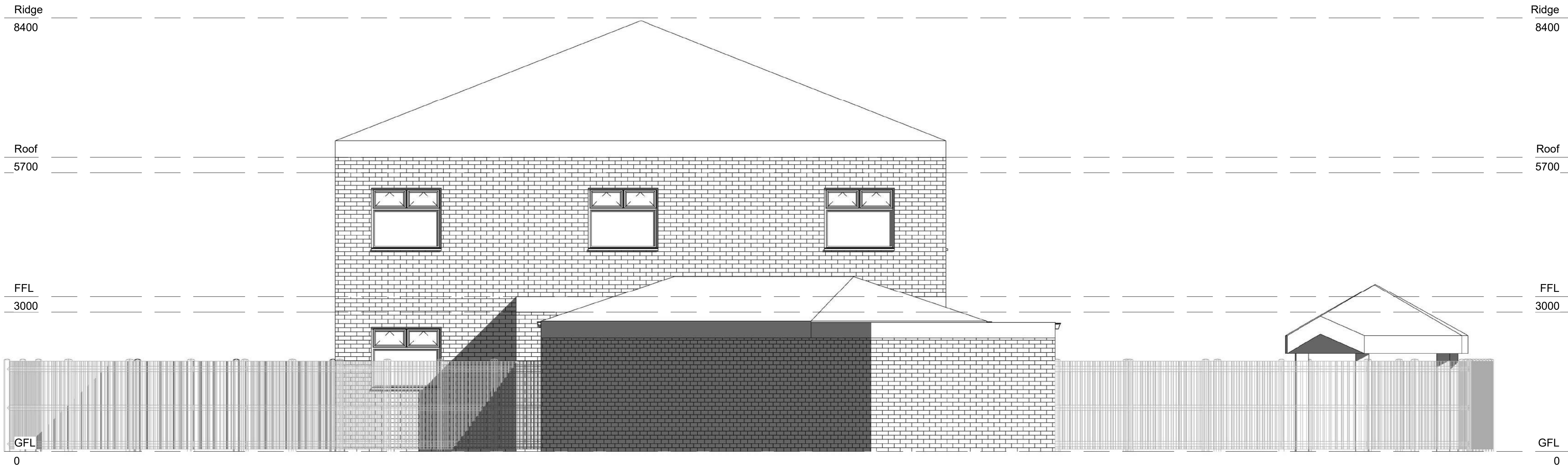
SIXTHART ARCHITECTURAL DESIGN LTD
12 EATON ROW SW1W 0JA
www.sixthart.co.uk
erhan@sixthart.co.uk

The drawing is copyright of SIXTHART LTD. This drawing shall not be scaled. All dimensions are in mm unless otherwise stated. All dimensions shall be checked on site prior to commencing the works and any discrepancies to be reported to SIXTHART LTD. All works shall conform to the current edition of the building regulations and other statutory requirements. All materials and workmanship shall conform with the relevant British Standard specifications and codes of practice. If this drawing forms part of an application for planning permission, it shall not be used for any other purpose without the express permission of SIXTHART LTD. This drawing may incorporate information from other professionals. SIXTHART LTD cannot accept responsibility for the integrity and accuracy of such information. Any clarification and/or additions that are required appertaining to such information should be sought from the relevant profession or their appointment representative.

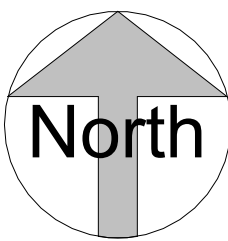
Drawings, specifications and schedules are to be read in conjunction with the following where applicable: Employer's Requirements documents, Agreements to Lease, Structural Engineer's drawings and specifications, Civil Engineer's drawings and specifications, Survey Drawings, Party Wall/Boundary Awards, Other specialist design consultant's requirements as appointed by the Main Contractor. Other specialist design sub-contractor's requirements as appointed by the Main Contractor.



1 North
1 : 50



2 South
1 : 50



VISUAL SCALE 1:50 @ A1

24, Lodge Close, Uxbridge, Hillingdon

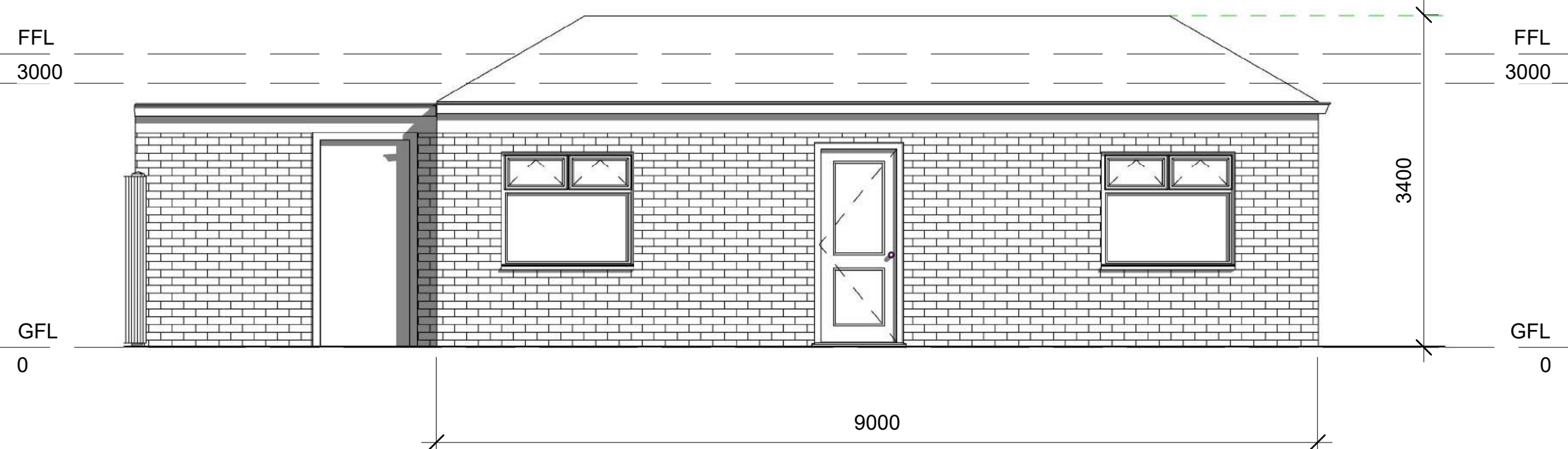
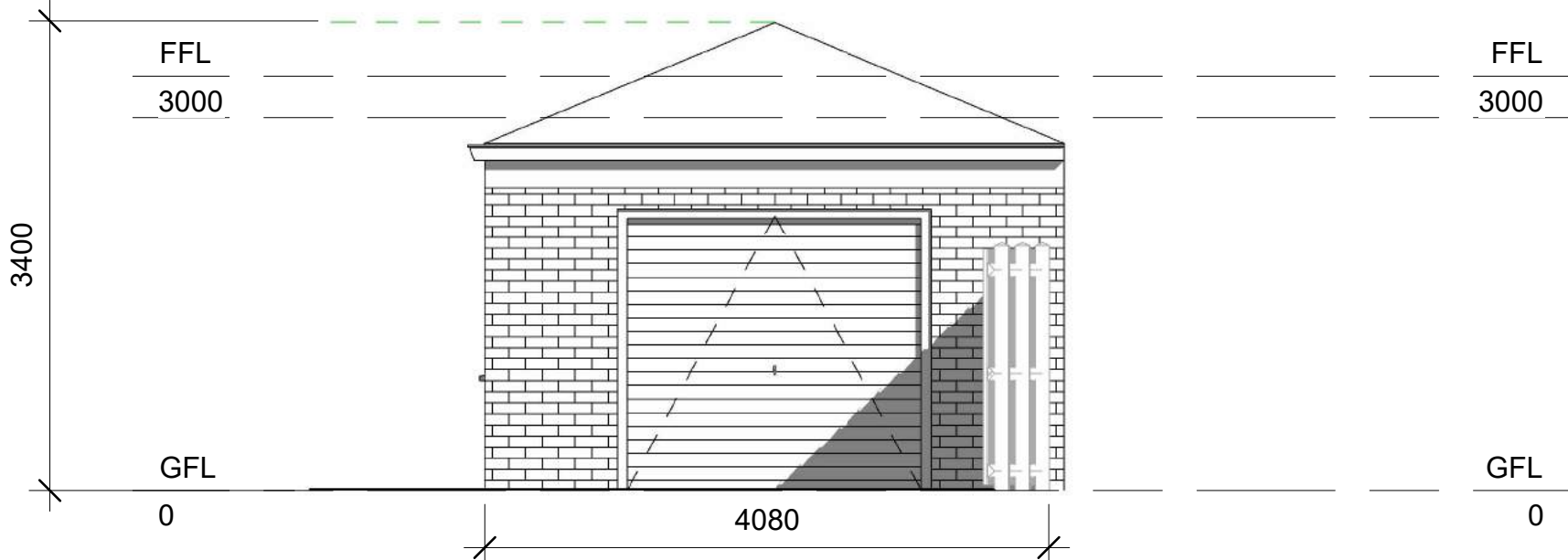
GARAGE CONVERSION TO
OUTBUILDING

TITLE		
Elevations 2		
DATE	PROJECT	PROJECT NUMBER
Issue Date		Project Number
STAGE	REVISION	DRAWING NO
_PP		A202
SCALE		1 : 50

SIXTHART ARCHITECTURAL DESIGN LTD
12 EATON ROW SW1W 0JA
www.sixthart.co.uk
erhan@sixthart.co.uk

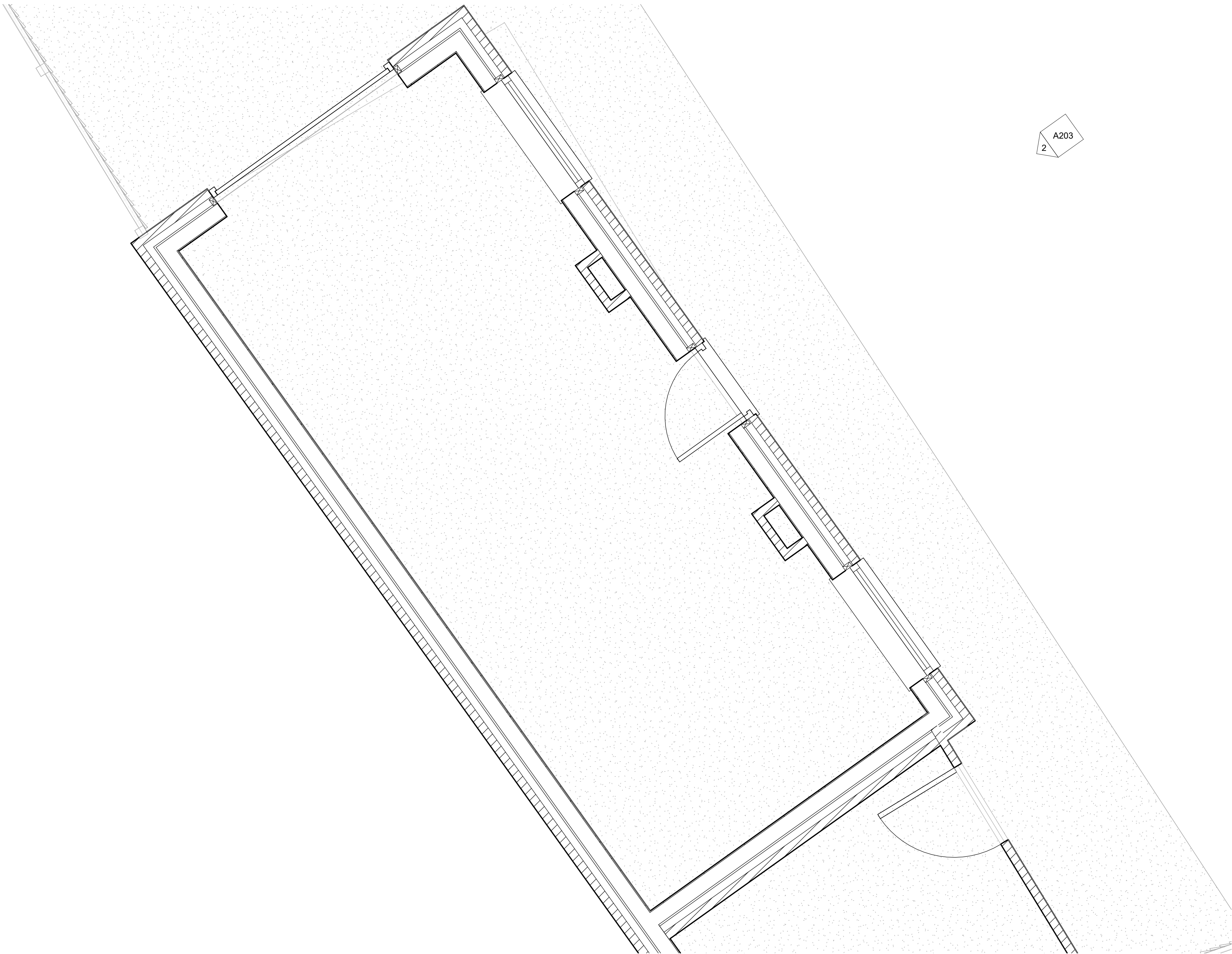
The drawing is copyright of SIXTHART LTD. This drawing shall not be scaled. All dimensions are in mm unless otherwise stated. All dimensions shall be checked on site prior to commencing the works and any discrepancies to be reported to SIXTHART LTD. All works shall conform to the current edition of the building regulations and other statutory requirements. All materials and workmanship shall conform with the relevant British Standard specifications and codes of practice. If this drawing forms part of an application for planning permission, it shall not be used for any other purpose without the express permission of SIXTHART LTD. This drawing may incorporate information from other professionals. SIXTHART LTD cannot accept responsibility for the integrity and accuracy of such information. Any clarification and/or additions that are required appertaining to such information should be sought from the relevant profession or their appointment representative.

Drawings, specifications and schedules are to be read in conjunction with the following where applicable: Employer's Requirements documents, Agreements to Lease, Structural Engineer's drawings and specifications, Civil Engineer's drawings and specifications, Survey Drawings, Party Wall/Boundary Awards, Other specialist design consultant's requirements as appointed by the Main Contractor. Other specialist design sub-contractor's requirements as appointed by the Main Contractor.

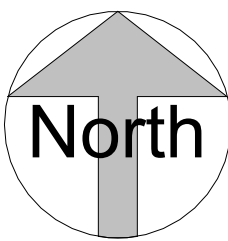


1 Elevation Front Outbuilding
1 : 50

2 Elevation Side Outbuilding
1 : 50



A203
2



0m 1m 2m 3m 4m 5m

VISUAL SCALE 1:50 @ A1

24, Lodge Close, Uxbridge, Hillingdon

GARAGE CONVERSION TO
OUTBUILDING

TITLE
Outbuilding

DATE PROJECT PROJECT NUMBER

Issue Date Project Number

STAGE REVISION DRAWING NO

_PP A203

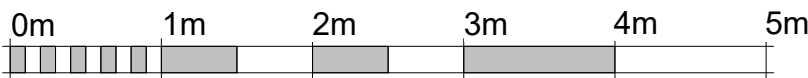

SCALE As indicated

SIXTHART ARCHITECTURAL DESIGN LTD
12 EATON ROW SW1W 0JA
www.sixthart.co.uk
erhan@sixthart.co.uk

3 GFL - Outbuilding
1 : 25

The drawing is copyright of SIXTHART LTD. This drawing shall not be scaled. All dimensions are in mm unless otherwise stated. All dimensions shall be checked on site prior to commencing the works and any discrepancies to be reported to SIXTHART LTD. All works shall conform to the current edition of the building regulations and other statutory requirements. All materials and workmanship shall conform with the relevant British Standard specifications and codes of practice. If this drawing forms part of an application for planning permission, it shall not be used for any other purpose without the express permission of SIXTHART LTD. This drawing may incorporate information from other professionals. SIXTHART LTD cannot accept responsibility for the integrity and accuracy of such information. Any clarification and/or additions that are required appertaining to such information should be sought from the relevant profession or their appointment representative.

Drawings, specifications and schedules are to be read in conjunction with the following where applicable: Employer's Requirements documents, Agreements to Lease, Structural Engineer's drawings and specifications, Civil Engineer's drawings and specifications, Survey Drawings, Party Wall/Boundary Awards, Other specialist design consultant's requirements as appointed by the Main Contractor. Other specialist design sub-contractor's requirements as appointed by the Main Contractor.



VISUAL SCALE 1:50 @ A1

24, Lodge Close, Uxbridge, Hillingdon

GARAGE CONVERSION TO
OUTBUILDING

TITLE

Perspective 1

DATE

Issue Date

PROJECT

PROJECT NUMBER

Project Number

STAGE

REVISION

DRAWING NO

A301

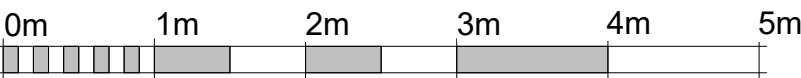
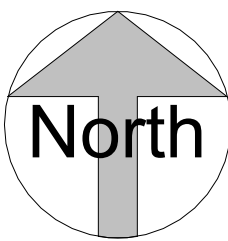
_PP

SCALE

SIXTHART ARCHITECTURAL DESIGN LTD
12 EATON ROW SW1W 0JA
www.sixthart.co.uk
erhan@sixthart.co.uk

The drawing is copyright of SIXTHART LTD. This drawing shall not be scaled. All dimensions are in mm unless otherwise stated. All dimensions shall be checked on site prior to commencing the works and any discrepancies to be reported to SIXTHART LTD. All works shall conform to the current edition of the building regulations and other statutory requirements. All materials and workmanship shall conform with the relevant British Standard specifications and codes of practice. If this drawing forms part of an application for planning permission, it shall not be used for any other purpose without the express permission of SIXTHART LTD. This drawing may incorporate information from other professionals. SIXTHART LTD cannot accept responsibility for the integrity and accuracy of such information. Any clarification and/or additions that are required appertaining to such information should be sought from the relevant profession or their appointment representative.

Drawings, specifications and schedules are to be read in conjunction with the following where applicable: Employer's Requirements documents, Agreements to Lease, Structural Engineer's drawings and specifications, Civil Engineer's drawings and specifications, Survey Drawings, Party Wall/Boundary Awards, Other specialist design consultant's requirements as appointed by the Main Contractor. Other specialist design sub-contractor's requirements as appointed by the Main Contractor.



VISUAL SCALE 1:50 @ A1

24, Lodge Close, Uxbridge, Hillingdon

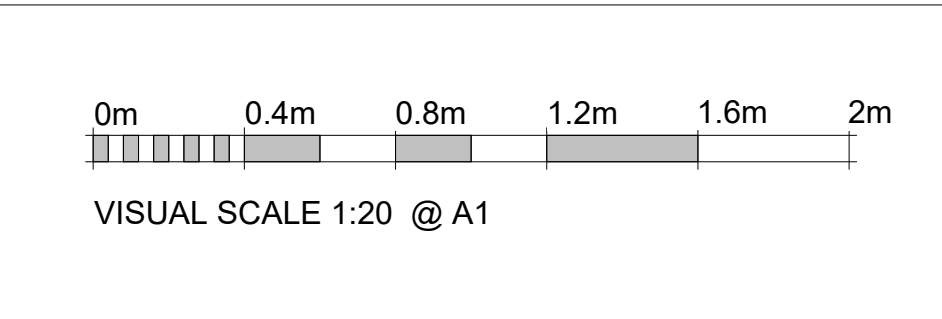

GARAGE CONVERSION TO OUTBUILDING		
TITLE		
Perspective 2		
DATE	PROJECT	PROJECT NUMBER
Issue Date		Project Number
STAGE	REVISION	DRAWING NO
_PP		A302
SCALE		

SIXTHART ARCHITECTURAL DESIGN LTD
12 EATON ROW SW1W 0JA
www.sixthart.co.uk
erhan@sixthart.co.uk

The drawing is copyright of SIXTHART LTD. This drawing shall not be scaled. All dimensions are in mm unless otherwise stated. All dimensions shall be checked on site prior to commencing the works and any discrepancies to be reported to SIXTHART LTD. All works shall conform to the current edition of the building regulations and other statutory requirements. All materials and workmanship shall conform with the relevant British Standard specifications and codes of practice. If this drawing forms part of an application for planning permission, it shall not be used for any other purpose without the express permission of SIXTHART LTD. This drawing may incorporate information from other professionals. SIXTHART LTD cannot accept responsibility for the integrity and accuracy of such information. Any clarification and/or additions that are required appertaining to such information should be sought from the relevant profession or their appointment representative.

Drawings, specifications and schedules are to be read in conjunction with the following where applicable: Employer's Requirements documents, Agreements to Lease, Structural Engineer's drawings and specifications, Civil Engineer's drawings and specifications, Survey Drawings, Party Wall/Boundary Awards, Other specialist design consultant's requirements as appointed by the Main Contractor. Other specialist design sub-contractor's requirements as appointed by the Main Contractor.

DEMOLISHING



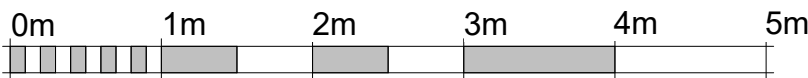
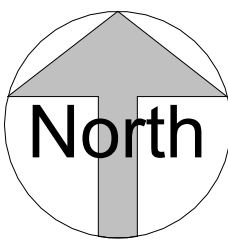
24, Lodge Close, Uxbridge, Hillingdon

GARAGE CONVERSION TO OUTBUILDING		
TITLE		
DEMOLISHING		
DATE	PROJECT	PROJECT NUMBER
Issue Date		Project Number
STAGE	REVISION	DRAWING NO
_PP		A305
SCALE		

SIXTHART ARCHITECTURAL DESIGN LTD
12 EATON ROW SW1W 0JA
www.sixthart.co.uk
erhan@sixthart.co.uk

The drawing is copyright of SIXTHART LTD. This drawing shall not be scaled. All dimensions are in mm unless otherwise stated. All dimensions shall be checked on site prior to commencing the works and any discrepancies to be reported to SIXTHART LTD. All works shall conform to the current edition of the building regulations and other statutory requirements. All materials and workmanship shall conform with the relevant British Standard specifications and codes of practice. If this drawing forms part of an application for planning permission, it shall not be used for any other purpose without the express permission of SIXTHART LTD. This drawing may incorporate information from other professionals. SIXTHART LTD cannot accept responsibility for the integrity and accuracy of such information. Any clarification and/or additions that are required appertaining to such information should be sought from the relevant profession or their appointment representative.

Drawings, specifications and schedules are to be read in conjunction with the following where applicable: Employer's Requirements documents, Agreements to Lease, Structural Engineer's drawings and specifications, Civil Engineer's drawings and specifications, Survey Drawings, Party Wall/Boundary Awards, Other specialist design consultant's requirements as appointed by the Main Contractor. Other specialist design sub-contractor's requirements as appointed by the Main Contractor.



VISUAL SCALE 1:50 @ A1

24, Lodge Close, Uxbridge, Hillingdon

GARAGE CONVERSION TO
OUTBUILDING

TITLE
Ground Floor Plan

DATE PROJECT PROJECT NUMBER

Issue Date Project Number

STAGE REVISION DRAWING NO

_PP A101

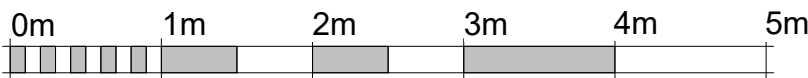
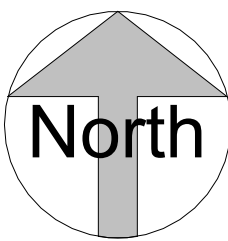
SCALE 1:50

SIXTHART ARCHITECTURAL DESIGN LTD
12 EATON ROW SW1W 0JA
www.sixthart.co.uk
erhan@sixthart.co.uk

28/05/2024 09:33:36

The drawing is copyright of SIXTHART LTD. This drawing shall not be scaled. All dimensions are in mm unless otherwise stated. All dimensions shall be checked on site prior to commencing the works and any discrepancies to be reported to SIXTHART LTD. All works shall conform to the current edition of the building regulations and other statutory requirements. All materials and workmanship shall conform with the relevant British Standard specifications and codes of practice. If this drawing forms part of an application for planning permission, it shall not be used for any other purpose without the express permission of SIXTHART LTD. This drawing may incorporate information from other professionals. SIXTHART LTD cannot accept responsibility for the integrity and accuracy of such information. Any clarification and/or additions that are required appertaining to such information should be sought from the relevant profession or their appointment representative.

Drawings, specifications and schedules are to be read in conjunction with the following where applicable: Employer's Requirements documents, Agreements to Lease, Structural Engineer's drawings and specifications, Civil Engineer's drawings and specifications, Survey Drawings, Party Wall/Boundary Awards, Other specialist design consultant's requirements as appointed by the Main Contractor. Other specialist design sub-contractor's requirements as appointed by the Main Contractor.



VISUAL SCALE 1:50 @ A1

24, Lodge Close, Uxbridge, Hillingdon

GARAGE CONVERSION TO
OUTBUILDING

TITLE

First Floor Plan

DATE

Issue Date

PROJECT PROJECT NUMBER

Project Number

STAGE

REVISION DRAWING NO

A102

_PP

SCALE

1 : 50

SIXTHART ARCHITECTURAL DESIGN LTD
12 EATON ROW SW1W 0JA
www.sixthart.co.uk
erhan@sixthart.co.uk

28/05/2024 09:33:36

unsurveyed

24

Flat Roof

A203

1

A201

2

A203

2

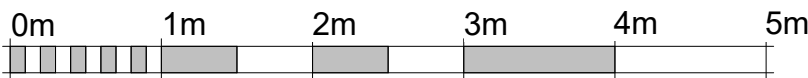
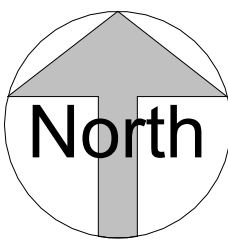
Flat Roof

FFL

1 : 50

The drawing is copyright of SIXTHART LTD. This drawing shall not be scaled. All dimensions are in mm unless otherwise stated. All dimensions shall be checked on site prior to commencing the works and any discrepancies to be reported to SIXTHART LTD. All works shall conform to the current edition of the building regulations and other statutory requirements. All materials and workmanship shall conform with the relevant British Standard specifications and codes of practice. If this drawing forms part of an application for planning permission, it shall not be used for any other purpose without the express permission of SIXTHART LTD. This drawing may incorporate information from other professionals. SIXTHART LTD cannot accept responsibility for the integrity and accuracy of such information. Any clarification and/or additions that are required appertaining to such information should be sought from the relevant profession or their appointment representative.

Drawings, specifications and schedules are to be read in conjunction with the following where applicable: Employer's Requirements documents, Agreements to Lease, Structural Engineer's drawings and specifications, Civil Engineer's drawings and specifications, Survey Drawings, Party Wall/Boundary Awards, Other specialist design consultant's requirements as appointed by the Main Contractor. Other specialist design sub-contractor's requirements as appointed by the Main Contractor.



VISUAL SCALE 1:50 @ A1

24, Lodge Close, Uxbridge, Hillingdon

GARAGE CONVERSION TO
OUTBUILDING

TITLE

Roof Plan

DATE PROJECT PROJECT NUMBER

Issue Date Project Number

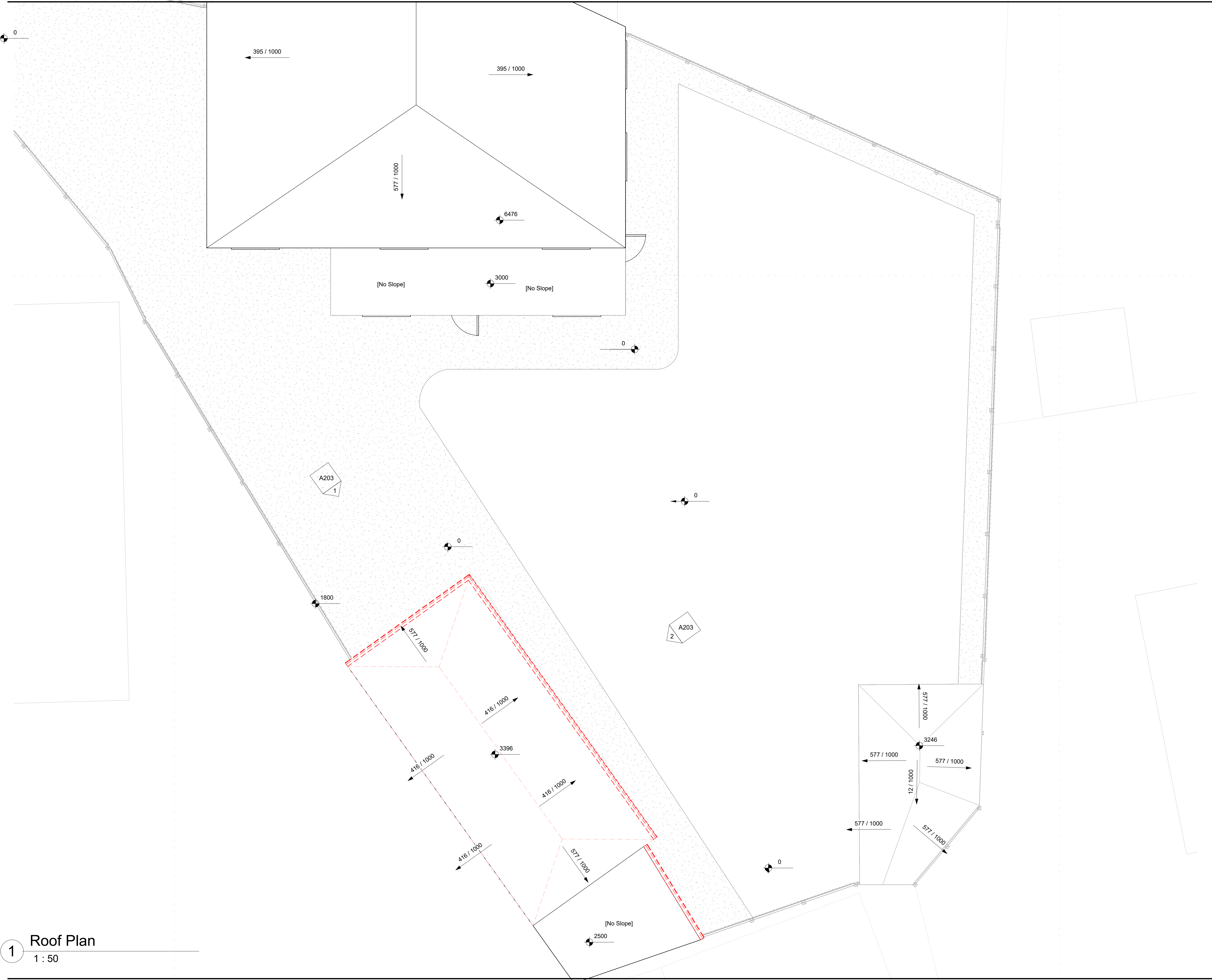
STAGE REVISION DRAWING NO

_PP A103

SCALE 1 : 50

SIXTHART ARCHITECTURAL DESIGN LTD
12 EATON ROW SW1W 0JA
www.sixthart.co.uk
erhan@sixthart.co.uk

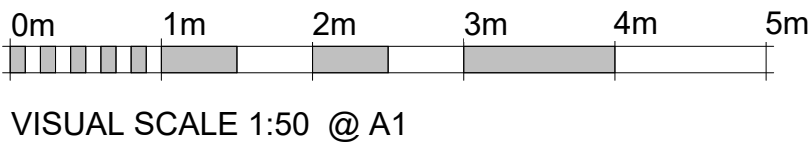
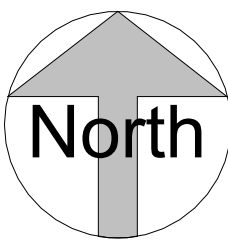
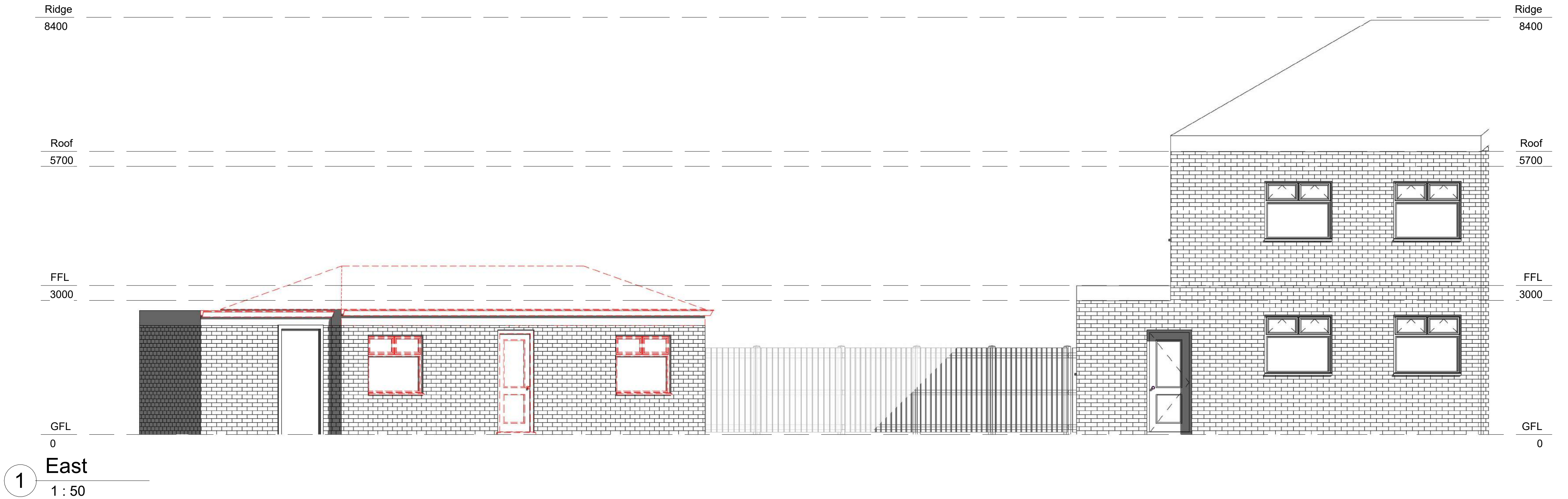
28/05/2024 09:33:37



1 Roof Plan
1 : 50

The drawing is copyright of SIXTHART LTD. This drawing shall not be scaled. All dimensions are in mm unless otherwise stated. All dimensions shall be checked on site prior to commencing the works and any discrepancies to be reported to SIXTHART LTD. All works shall conform to the current edition of the building regulations and other statutory requirements. All materials and workmanship shall conform with the relevant British Standard specifications and codes of practice. If this drawing forms part of an application for planning permission, it shall not be used for any other purpose without the express permission of SIXTHART LTD. This drawing may incorporate information from other professionals. SIXTHART LTD cannot accept responsibility for the integrity and accuracy of such information. Any clarification and/or additions that are required appertaining to such information should be sought from the relevant profession or their appointment representative.

Drawings, specifications and schedules are to be read in conjunction with the following where applicable: Employer's Requirements documents, Agreements to Lease, Structural Engineer's drawings and specifications, Civil Engineer's drawings and specifications, Survey Drawings, Party Wall/Boundary Awards, Other specialist design consultant's requirements as appointed by the Main Contractor. Other specialist design sub-contractor's requirements as appointed by the Main Contractor.



24, Lodge Close, Uxbridge, Hillingdon

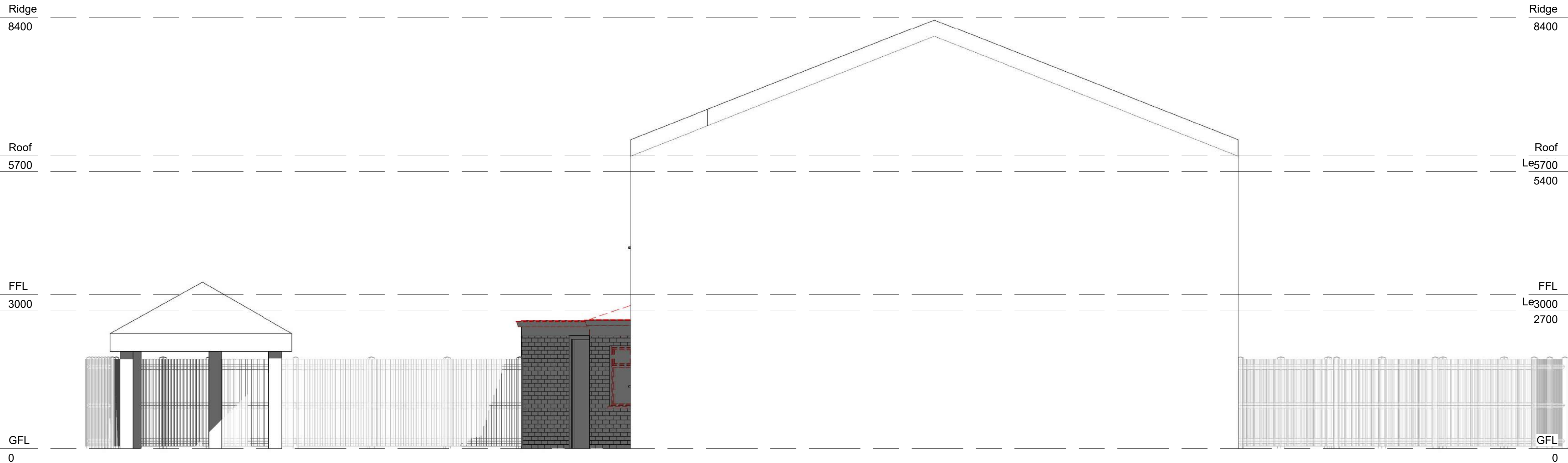
GARAGE CONVERSION TO
OUTBUILDING

TITLE		
Elevations		
DATE	PROJECT	PROJECT NUMBER
Issue Date		Project Number
STAGE	REVISION	DRAWING NO
_PP		A201
SCALE		1 : 50

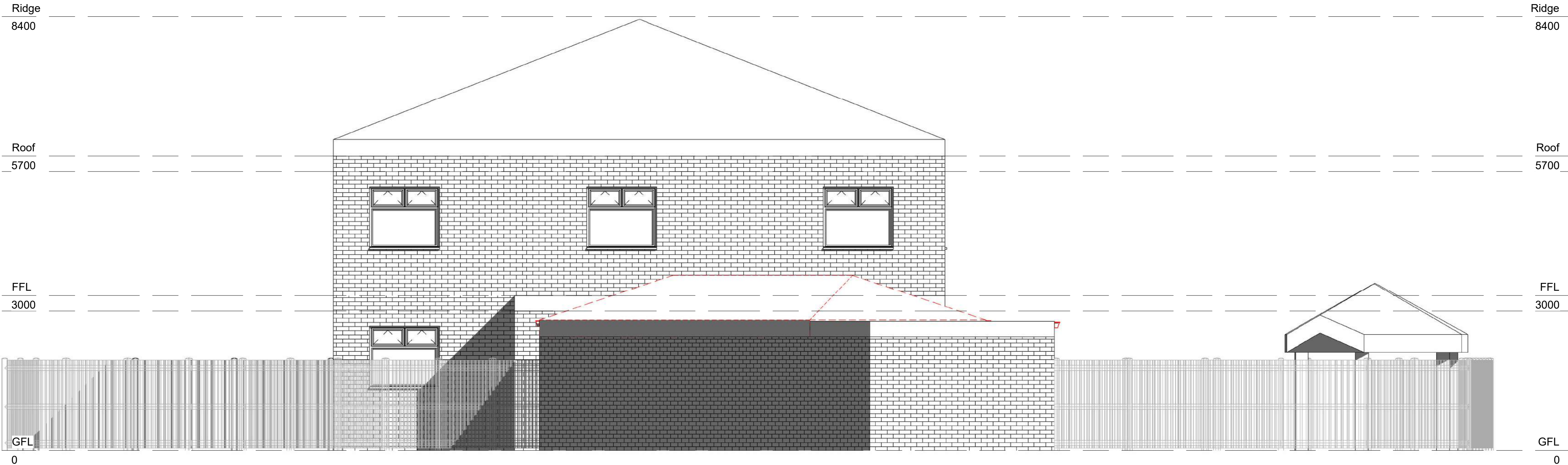
SIXTHART ARCHITECTURAL DESIGN LTD
12 EATON ROW SW1W 0JA
www.sixthart.co.uk
erhan@sixthart.co.uk

The drawing is copyright of SIXTHART LTD. This drawing shall not be scaled. All dimensions are in mm unless otherwise stated. All dimensions shall be checked on site prior to commencing the works and any discrepancies to be reported to SIXTHART LTD. All works shall conform to the current edition of the building regulations and other statutory requirements. All materials and workmanship shall conform with the relevant British Standard specifications and codes of practice. If this drawing forms part of an application for planning permission, it shall not be used for any other purpose without the express permission of SIXTHART LTD. This drawing may incorporate information from other professionals. SIXTHART LTD cannot accept responsibility for the integrity and accuracy of such information. Any clarification and/or additions that are required appertaining to such information should be sought from the relevant profession or their appointment representative.

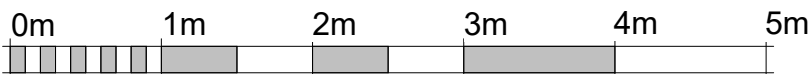

Drawings, specifications and schedules are to be read in conjunction with the following where applicable: Employer's Requirements documents, Agreements to Lease, Structural Engineer's drawings and specifications, Civil Engineer's drawings and specifications, Survey Drawings, Party Wall/Boundary Awards, Other specialist design consultant's requirements as appointed by the Main Contractor. Other specialist design sub-contractor's requirements as appointed by the Main Contractor.



1 North
1 : 50



2 South
1 : 50



VISUAL SCALE 1:50 @ A1

24, Lodge Close, Uxbridge, Hillingdon

GARAGE CONVERSION TO
OUTBUILDING

TITLE
Elevations 2

DATE PROJECT PROJECT NUMBER
Issue Date Project Number

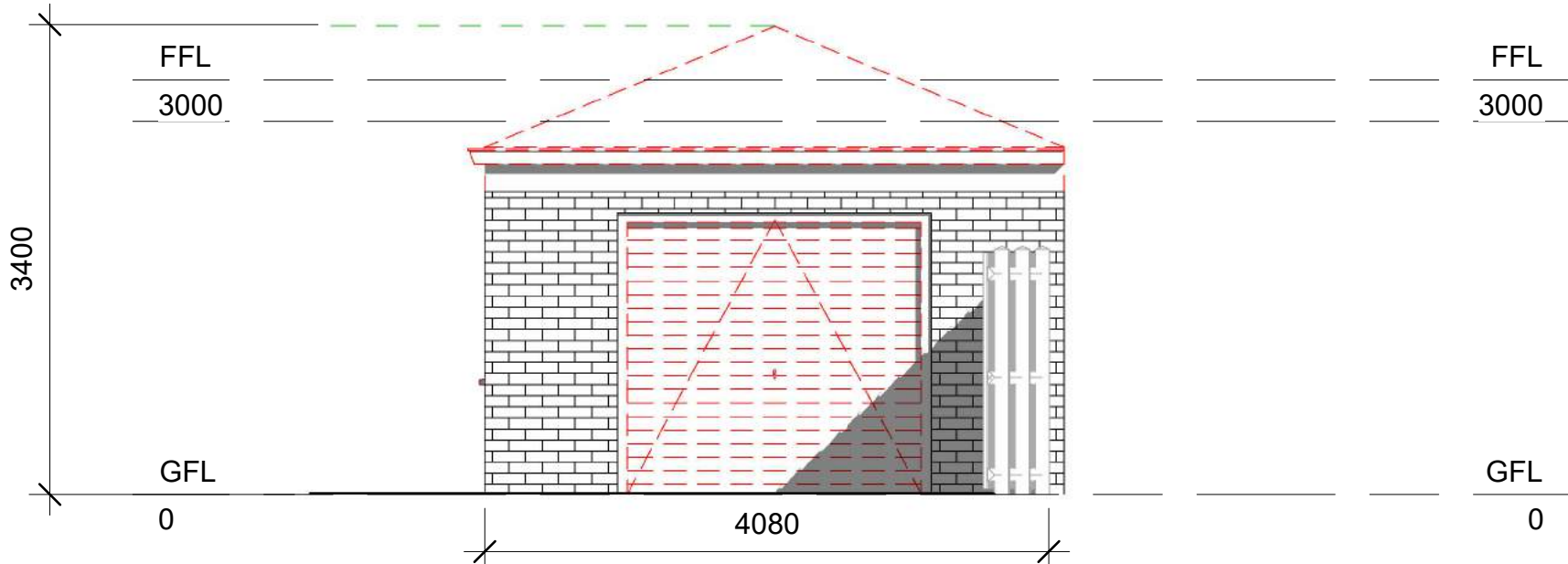
STAGE REVISION DRAWING NO
A202

_PP SCALE 1 : 50

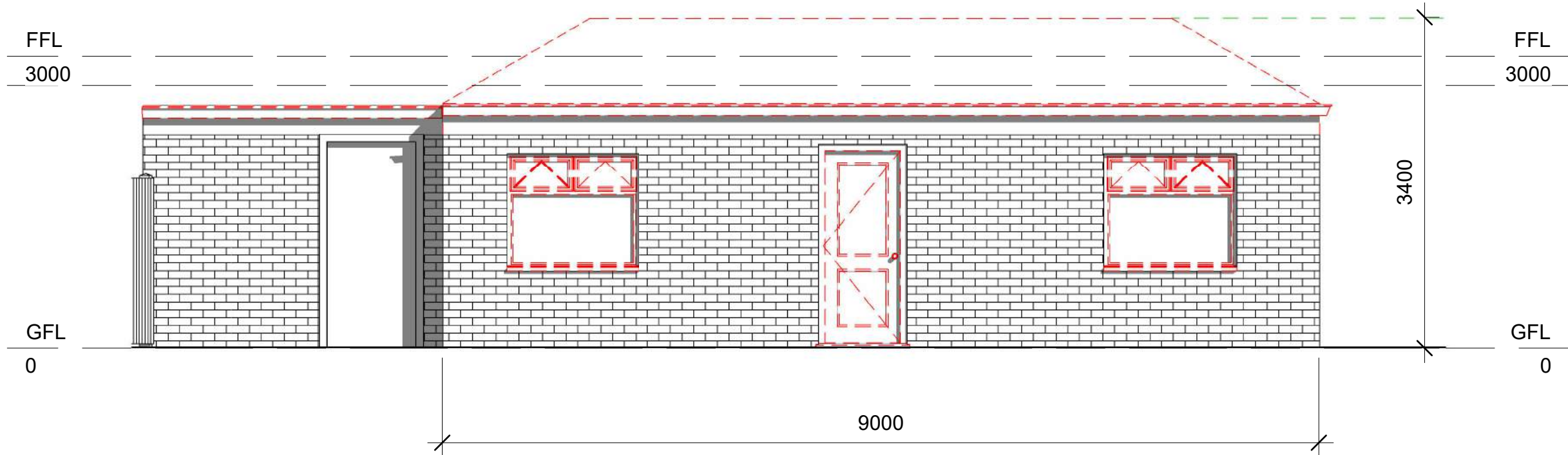
SIXTHART ARCHITECTURAL DESIGN LTD
12 EATON ROW SW1W 0JA
www.sixthart.co.uk
erhan@sixthart.co.uk

The drawing is copyright of SIXTHART LTD. This drawing shall not be scaled. All dimensions are in mm unless otherwise stated. All dimensions shall be checked on site prior to commencing the works and any discrepancies to be reported to SIXTHART LTD. All works shall conform to the current edition of the building regulations and other statutory requirements. All materials and workmanship shall conform with the relevant British Standard specifications and codes of practice. If this drawing forms part of an application for planning permission, it shall not be used for any other purpose without the express permission of SIXTHART LTD. This drawing may incorporate information from other professionals. SIXTHART LTD cannot accept responsibility for the integrity and accuracy of such information. Any clarification and/or additions that are required appertaining to such information should be sought from the relevant profession or their appointment representative.

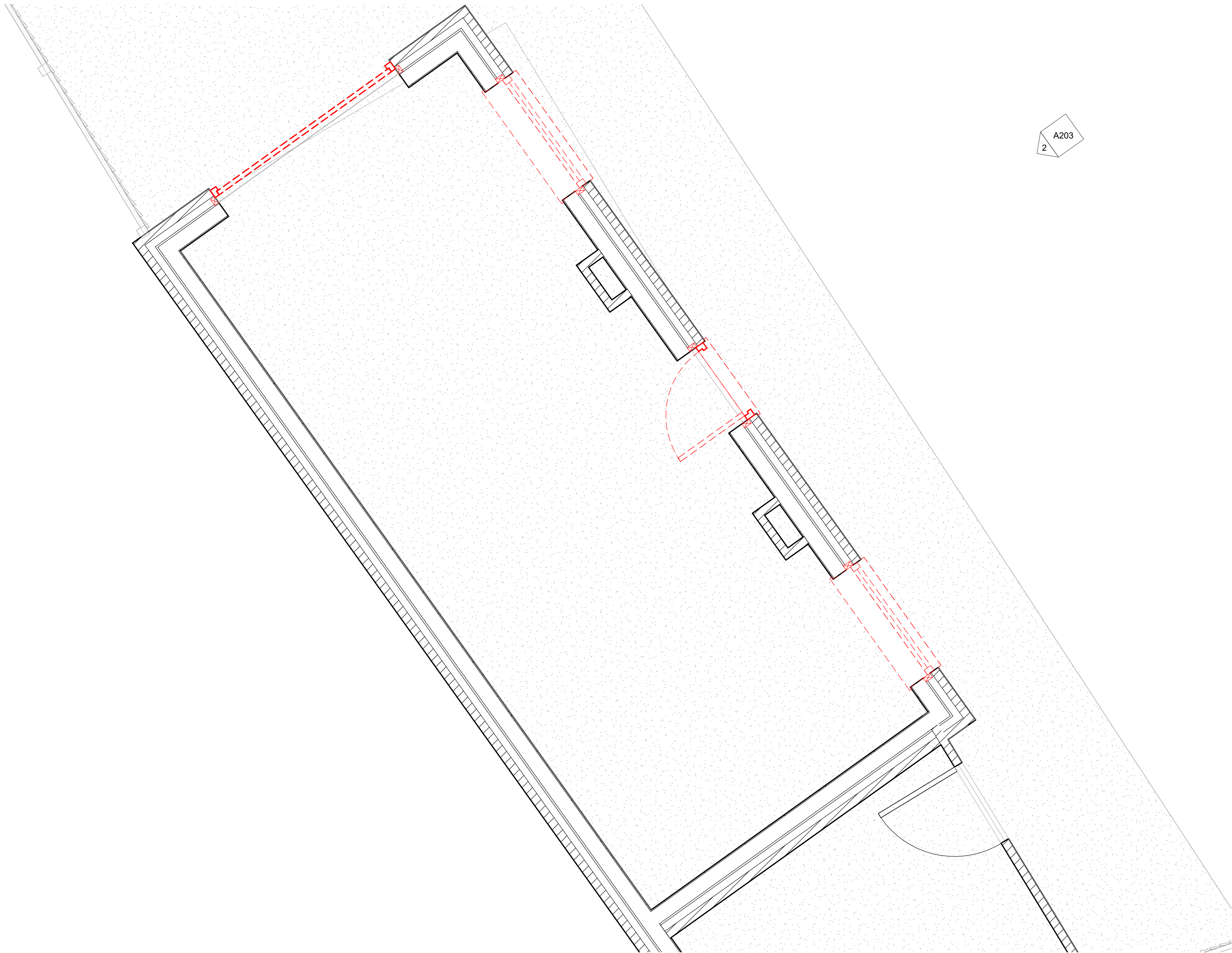
Drawings, specifications and schedules are to be read in conjunction with the following where applicable: Employer's Requirements documents, Agreements to Lease, Structural Engineer's drawings and specifications, Civil Engineer's drawings and specifications, Survey Drawings, Party Wall/Boundary Awards, Other specialist design consultant's requirements as appointed by the Main Contractor. Other specialist design sub-contractor's requirements as appointed by the Main Contractor.



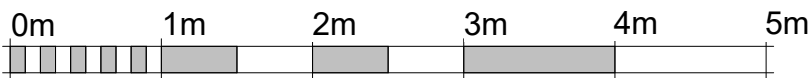

1 Elevation Front Outbuilding
1 : 50



2 Elevation Side Outbuilding
1 : 50



3 GFL - Outbuilding
1 : 25



VISUAL SCALE 1:50 @ A1

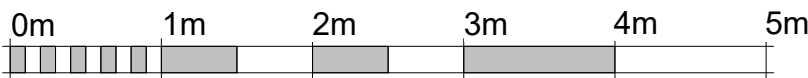
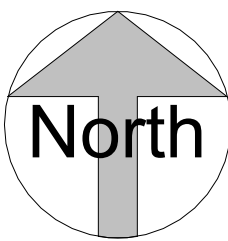
24, Lodge Close, Uxbridge, Hillingdon

GARAGE CONVERSION TO OUTBUILDING			
TITLE			
Outbuilding			
DATE	PROJECT	PROJECT NUMBER	
Issue Date		Project Number	
STAGE	REVISION	DRAWING NO	
_PP		A203	
SCALE	As indicated		

SIXTHART ARCHITECTURAL DESIGN LTD
12 EATON ROW SW1W 0JA
www.sixthart.co.uk
erhan@sixthart.co.uk

The drawing is copyright of SIXTHART LTD. This drawing shall not be scaled. All dimensions are in mm unless otherwise stated. All dimensions shall be checked on site prior to commencing the works and any discrepancies to be reported to SIXTHART LTD. All works shall conform to the current edition of the building regulations and other statutory requirements. All materials and workmanship shall conform with the relevant British Standard specifications and codes of practice. If this drawing forms part of an application for planning permission, it shall not be used for any other purpose without the express permission of SIXTHART LTD. This drawing may incorporate information from other professionals. SIXTHART LTD cannot accept responsibility for the integrity and accuracy of such information. Any clarification and/or additions that are required appertaining to such information should be sought from the relevant profession or their appointment representative.

Drawings, specifications and schedules are to be read in conjunction with the following where applicable: Employer's Requirements documents, Agreements to Lease, Structural Engineer's drawings and specifications, Civil Engineer's drawings and specifications, Survey Drawings, Party Wall/Boundary Awards, Other specialist design consultant's requirements as appointed by the Main Contractor. Other specialist design sub-contractor's requirements as appointed by the Main Contractor.



VISUAL SCALE 1:50 @ A1

24, Lodge Close, Uxbridge, Hillingdon

GARAGE CONVERSION TO
OUTBUILDING

TITLE

Perspective 1

DATE

Issue Date

PROJECT

PROJECT NUMBER

Project Number

STAGE

REVISION

DRAWING NO

A301

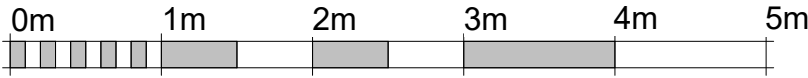
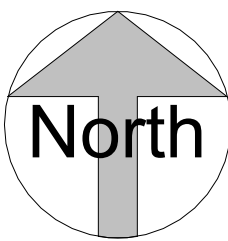
_PP

SCALE

SIXTHART ARCHITECTURAL DESIGN LTD
12 EATON ROW SW1W 0JA
www.sixthart.co.uk
erhan@sixthart.co.uk

The drawing is copyright of SIXTHART LTD. This drawing shall not be scaled. All dimensions are in mm unless otherwise stated. All dimensions shall be checked on site prior to commencing the works and any discrepancies to be reported to SIXTHART LTD. All works shall conform to the current edition of the building regulations and other statutory requirements. All materials and workmanship shall conform with the relevant British Standard specifications and codes of practice. If this drawing forms part of an application for planning permission, it shall not be used for any other purpose without the express permission of SIXTHART LTD. This drawing may incorporate information from other professionals. SIXTHART LTD cannot accept responsibility for the integrity and accuracy of such information. Any clarification and/or additions that are required appertaining to such information should be sought from the relevant profession or their appointment representative.

Drawings, specifications and schedules are to be read in conjunction with the following where applicable: Employer's Requirements documents, Agreements to Lease, Structural Engineer's drawings and specifications, Civil Engineer's drawings and specifications, Survey Drawings, Party Wall/Boundary Awards, Other specialist design consultant's requirements as appointed by the Main Contractor. Other specialist design sub-contractor's requirements as appointed by the Main Contractor.



VISUAL SCALE 1:50 @ A1

24, Lodge Close, Uxbridge, Hillingdon

GARAGE CONVERSION TO OUTBUILDING		
TITLE		
Perspective 2		
DATE	PROJECT	PROJECT NUMBER
Issue Date		Project Number
STAGE	REVISION	DRAWING NO
_PP		A302
SCALE		

SIXTHART ARCHITECTURAL DESIGN LTD
12 EATON ROW SW1W 0JA
www.sixthart.co.uk
erhan@sixthart.co.uk

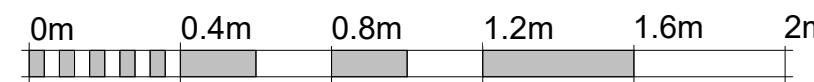
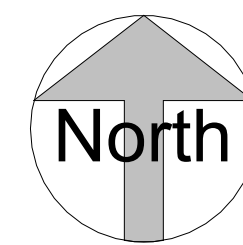
24

24, Lodge Close
Uxbridge
Hillingdon
UB8 2ES

The drawing is copyright of SIXTHART LTD. This drawing shall not be scaled. All dimensions are in mm unless otherwise stated. All dimensions shall be checked on site prior to commencing the works and any discrepancies to be reported to SIXTHART LTD. All works shall conform to the current edition of the building regulations and other statutory requirements. All materials and workmanship shall conform with the relevant British Standard specifications and codes of practice. If this drawing forms part of an application for planning permission, it shall not be used for any other purpose without the express permission of SIXTHART LTD. This drawing may incorporate information from other professionals. SIXTHART LTD cannot accept responsibility for the integrity and accuracy of such information. Any clarification and/or additions that are required appertaining to such information should be sought from the relevant profession or their appointment representative.

Drawings, specifications and schedules are to be read in conjunction with the following where applicable: Employer's Requirements documents, Agreements to Lease, Structural Engineer's drawings and specifications, Civil Engineer's drawings and specifications, Survey Drawings, Party Wall/Boundary Awards, Other specialist design consultant's requirements as appointed by the Main Contractor. Other specialist design sub-contractor's requirements as appointed by the Main Contractor.

PROPOSAL



VISUAL SCALE 1:20 @ A1

24, Lodge Close, Uxbridge, Hillingdon.

GARAGE CONVERSION TO
OUTBUILDING

TITLE
DEMOLISHING Copy 1

DATE PROJECT PROJECT NUMBER
Issue Date Project Number

STAGE REVISION DRAWING NO
_PP A306

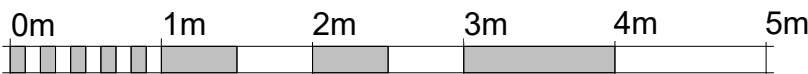
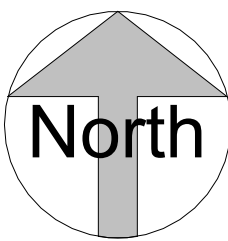
SCALE

SIXTHART ARCHITECTURAL DESIGN LTD
12 EATON ROW SW1W 0JA
www.sixthart.co.uk
erhan@sixthart.co.uk

28/05/2024 00:01:10

The drawing is copyright of SIXTHART LTD. This drawing shall not be scaled. All dimensions are in mm unless otherwise stated. All dimensions shall be checked on site prior to commencing the works and any discrepancies to be reported to SIXTHART LTD. All works shall conform to the current edition of the building regulations and other statutory requirements. All materials and workmanship shall conform with the relevant British Standard specifications and codes of practice. If this drawing forms part of an application for planning permission, it shall not be used for any other purpose without the express permission of SIXTHART LTD. This drawing may incorporate information from other professionals. SIXTHART LTD cannot accept responsibility for the integrity and accuracy of such information. Any clarification and/or additions that are required appertaining to such information should be sought from the relevant profession or their appointment representative.

Drawings, specifications and schedules are to be read in conjunction with the following where applicable: Employer's Requirements documents, Agreements to Lease, Structural Engineer's drawings and specifications, Civil Engineer's drawings and specifications, Survey Drawings, Party Wall/Boundary Awards, Other specialist design consultant's requirements as appointed by the Main Contractor. Other specialist design sub-contractor's requirements as appointed by the Main Contractor.



VISUAL SCALE 1:50 @ A1

24, Lodge Close, Uxbridge, Hillingdon

GARAGE CONVERSION TO
OUTBUILDING

TITLE
Ground Floor Plan

DATE PROJECT PROJECT NUMBER

Issue Date Project Number

STAGE REVISION DRAWING NO

_PP A101

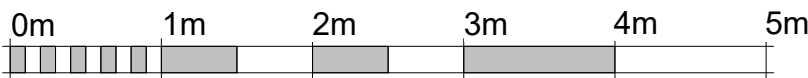
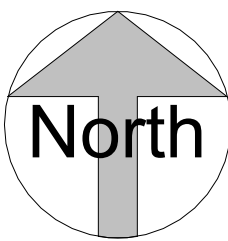
SCALE 1:50

SIXTHART ARCHITECTURAL DESIGN LTD
12 EATON ROW SW1W 0JA
www.sixthart.co.uk
erhan@sixthart.co.uk

28/05/2024 09:58:56

The drawing is copyright of SIXTHART LTD. This drawing shall not be scaled. All dimensions are in mm unless otherwise stated. All dimensions shall be checked on site prior to commencing the works and any discrepancies to be reported to SIXTHART LTD. All works shall conform to the current edition of the building regulations and other statutory requirements. All materials and workmanship shall conform with the relevant British Standard specifications and codes of practice. If this drawing forms part of an application for planning permission, it shall not be used for any other purpose without the express permission of SIXTHART LTD. This drawing may incorporate information from other professionals. SIXTHART LTD cannot accept responsibility for the integrity and accuracy of such information. Any clarification and/or additions that are required appertaining to such information should be sought from the relevant profession or their appointment representative.

Drawings, specifications and schedules are to be read in conjunction with the following where applicable: Employer's Requirements documents, Agreements to Lease, Structural Engineer's drawings and specifications, Civil Engineer's drawings and specifications, Survey Drawings, Party Wall/Boundary Awards, Other specialist design consultant's requirements as appointed by the Main Contractor. Other specialist design sub-contractor's requirements as appointed by the Main Contractor.



VISUAL SCALE 1:50 @ A1

24, Lodge Close, Uxbridge, Hillingdon

GARAGE CONVERSION TO
OUTBUILDING

TITLE

First Floor Plan

DATE

Issue Date

PROJECT

PROJECT NUMBER

STAGE

REVISION

DRAWING NO

_PP

A102

SCALE

1 : 50

SIXTHART ARCHITECTURAL DESIGN LTD
12 EATON ROW SW1W 0JA
www.sixthart.co.uk
erhan@sixthart.co.uk

28/05/2024 09:58:56

unsurveyed

24

Flat Roof

A203

1

A201

2

A203

2

Flat Roof

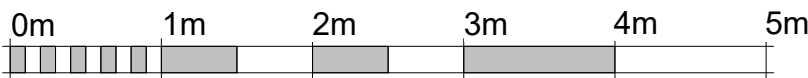
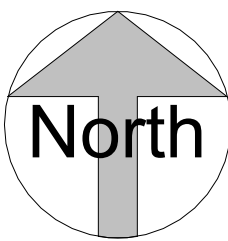
FFL

1

1 : 50

The drawing is copyright of SIXTHART LTD. This drawing shall not be scaled. All dimensions are in mm unless otherwise stated. All dimensions shall be checked on site prior to commencing the works and any discrepancies to be reported to SIXTHART LTD. All works shall conform to the current edition of the building regulations and other statutory requirements. All materials and workmanship shall conform with the relevant British Standard specifications and codes of practice. If this drawing forms part of an application for planning permission, it shall not be used for any other purpose without the express permission of SIXTHART LTD. This drawing may incorporate information from other professionals. SIXTHART LTD cannot accept responsibility for the integrity and accuracy of such information. Any clarification and/or additions that are required appertaining to such information should be sought from the relevant profession or their appointment representative.

Drawings, specifications and schedules are to be read in conjunction with the following where applicable: Employer's Requirements documents, Agreements to Lease, Structural Engineer's drawings and specifications, Civil Engineer's drawings and specifications, Survey Drawings, Party Wall/Boundary Awards, Other specialist design consultant's requirements as appointed by the Main Contractor. Other specialist design sub-contractor's requirements as appointed by the Main Contractor.



VISUAL SCALE 1:50 @ A1

24, Lodge Close, Uxbridge, Hillingdon

GARAGE CONVERSION TO
OUTBUILDING

TITLE

Roof Plan

DATE

Issue Date

PROJECT PROJECT NUMBER

Project Number

STAGE

REVISION DRAWING NO

_PP

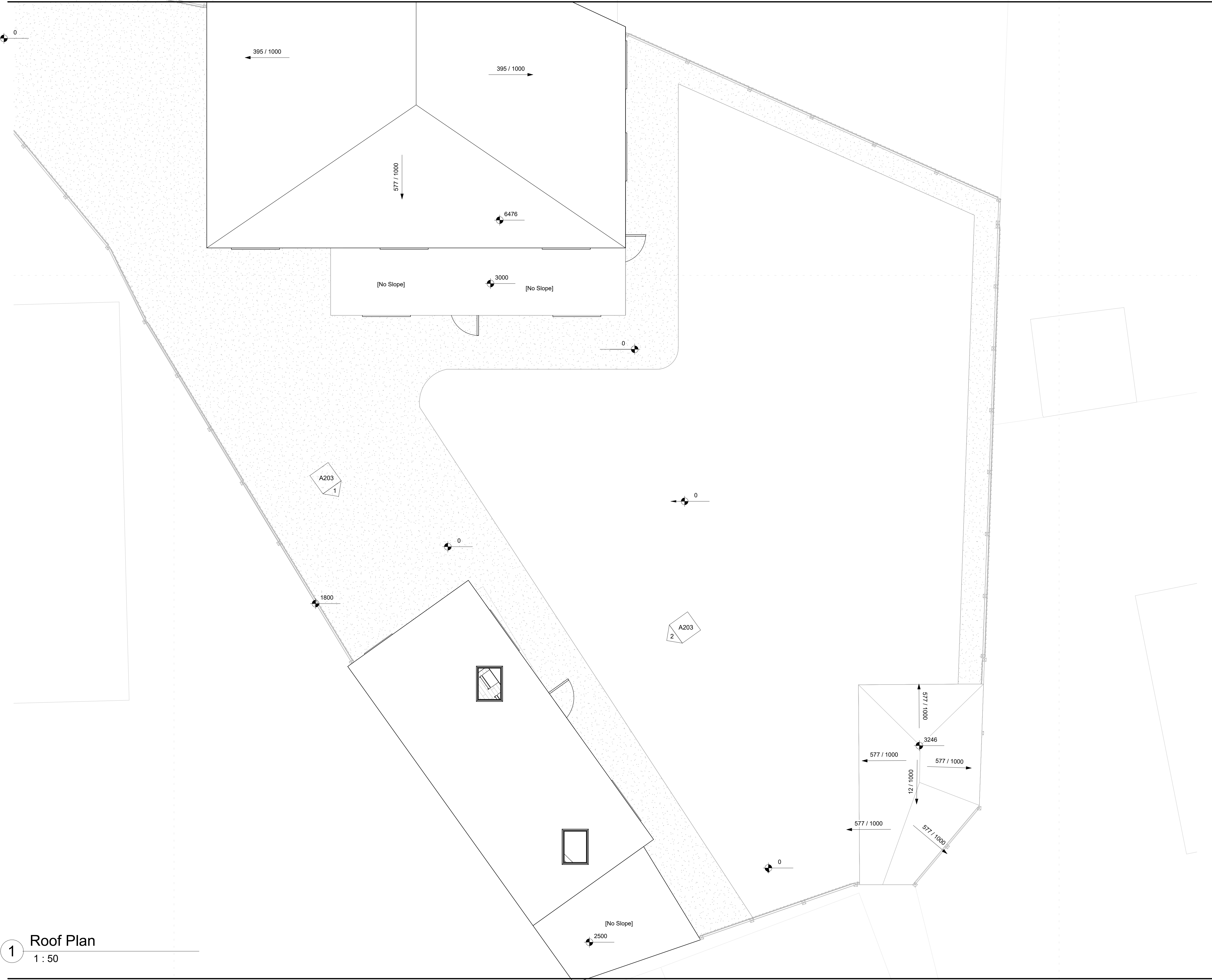
A103

SCALE

1 : 50

SIXTHART ARCHITECTURAL DESIGN LTD
12 EATON ROW SW1W 0JA
www.sixthart.co.uk
erhan@sixthart.co.uk

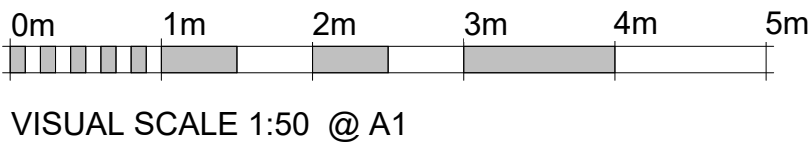
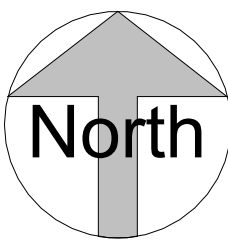
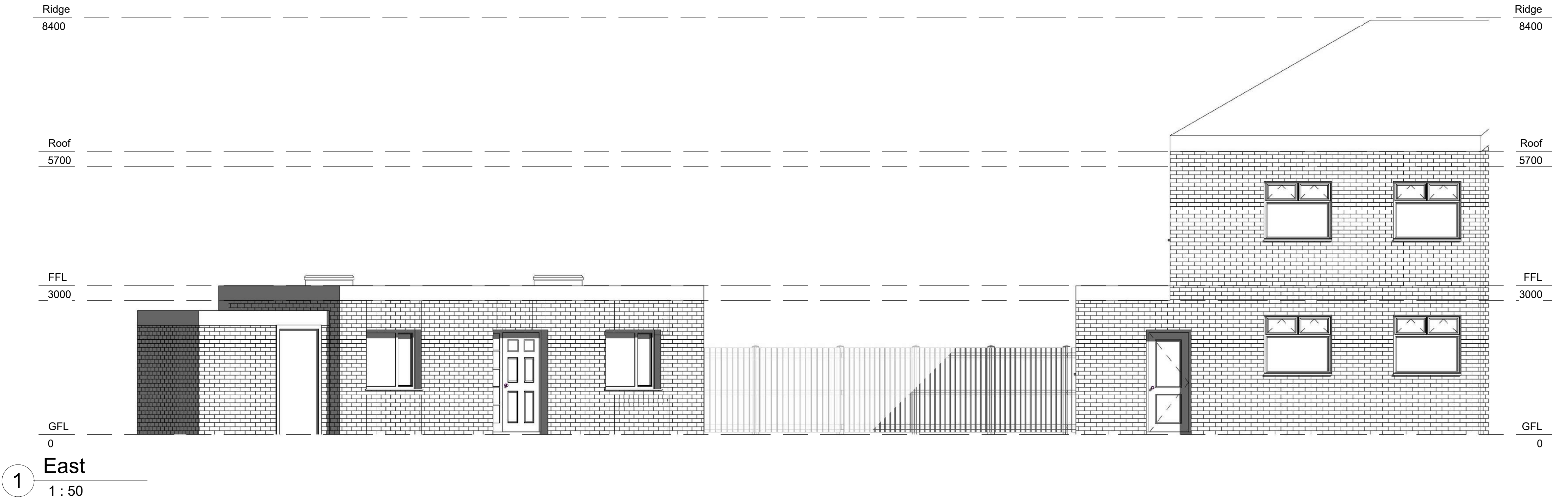
28/05/2024 09:58:56



1 Roof Plan
1 : 50

The drawing is copyright of SIXTHART LTD. This drawing shall not be scaled. All dimensions are in mm unless otherwise stated. All dimensions shall be checked on site prior to commencing the works and any discrepancies to be reported to SIXTHART LTD. All works shall conform to the current edition of the building regulations and other statutory requirements. All materials and workmanship shall conform with the relevant British Standard specifications and codes of practice. If this drawing forms part of an application for planning permission, it shall not be used for any other purpose without the express permission of SIXTHART LTD. This drawing may incorporate information from other professionals. SIXTHART LTD cannot accept responsibility for the integrity and accuracy of such information. Any clarification and/or additions that are required appertaining to such information should be sought from the relevant profession or their appointment representative.

Drawings, specifications and schedules are to be read in conjunction with the following where applicable: Employer's Requirements documents, Agreements to Lease, Structural Engineer's drawings and specifications, Civil Engineer's drawings and specifications, Survey Drawings, Party Wall/Boundary Awards, Other specialist design consultant's requirements as appointed by the Main Contractor. Other specialist design sub-contractor's requirements as appointed by the Main Contractor.



24, Lodge Close, Uxbridge, Hillingdon

GARAGE CONVERSION TO
OUTBUILDING

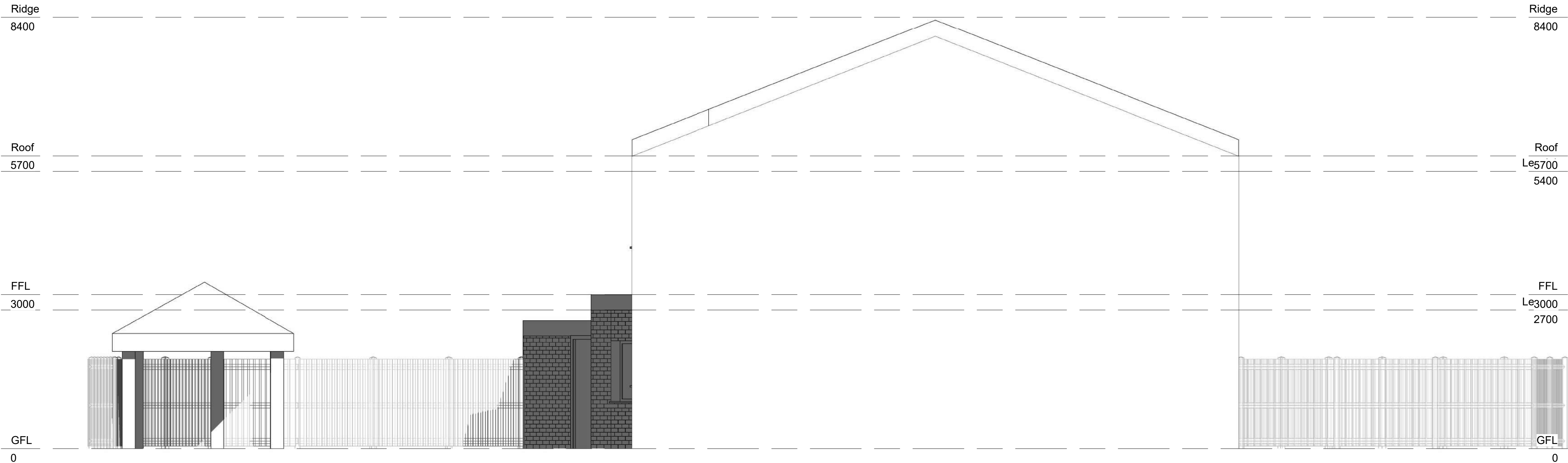
TITLE		
Elevations		
DATE	PROJECT	PROJECT NUMBER
Issue Date		Project Number
STAGE	REVISION	DRAWING NO
_PP		A201
SCALE		1 : 50

SIXTHART ARCHITECTURAL DESIGN LTD
12 EATON ROW SW1W 0JA
www.sixthart.co.uk
erhan@sixthart.co.uk

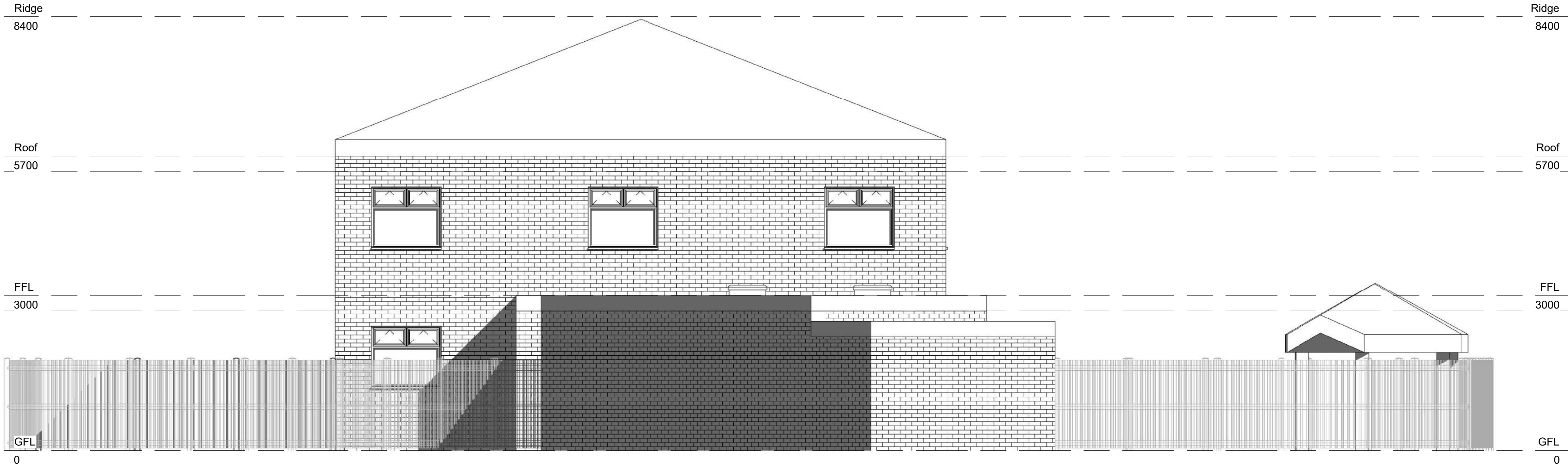
28/05/2024 09:59:03

The drawing is copyright of SIXTHART LTD. This drawing shall not be scaled. All dimensions are in mm unless otherwise stated. All dimensions shall be checked on site prior to commencing the works and any discrepancies to be reported to SIXTHART LTD. All works shall conform to the current edition of the building regulations and other statutory requirements. All materials and workmanship shall conform with the relevant British Standard specifications and codes of practice. If this drawing forms part of an application for planning permission, it shall not be used for any other purpose without the express permission of SIXTHART LTD. This drawing may incorporate information from other professionals. SIXTHART LTD cannot accept responsibility for the integrity and accuracy of such information. Any clarification and/or additions that are required appertaining to such information should be sought from the relevant profession or their appointment representative.

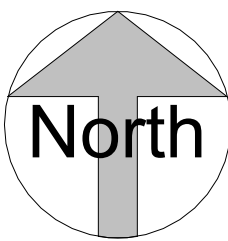
Drawings, specifications and schedules are to be read in conjunction with the following where applicable: Employer's Requirements documents, Agreements to Lease, Structural Engineer's drawings and specifications, Civil Engineer's drawings and specifications, Survey Drawings, Party Wall/Boundary Awards, Other specialist design consultant's requirements as appointed by the Main Contractor. Other specialist design sub-contractor's requirements as appointed by the Main Contractor.



1 North
1 : 50



2 South
1 : 50



VISUAL SCALE 1:50 @ A1

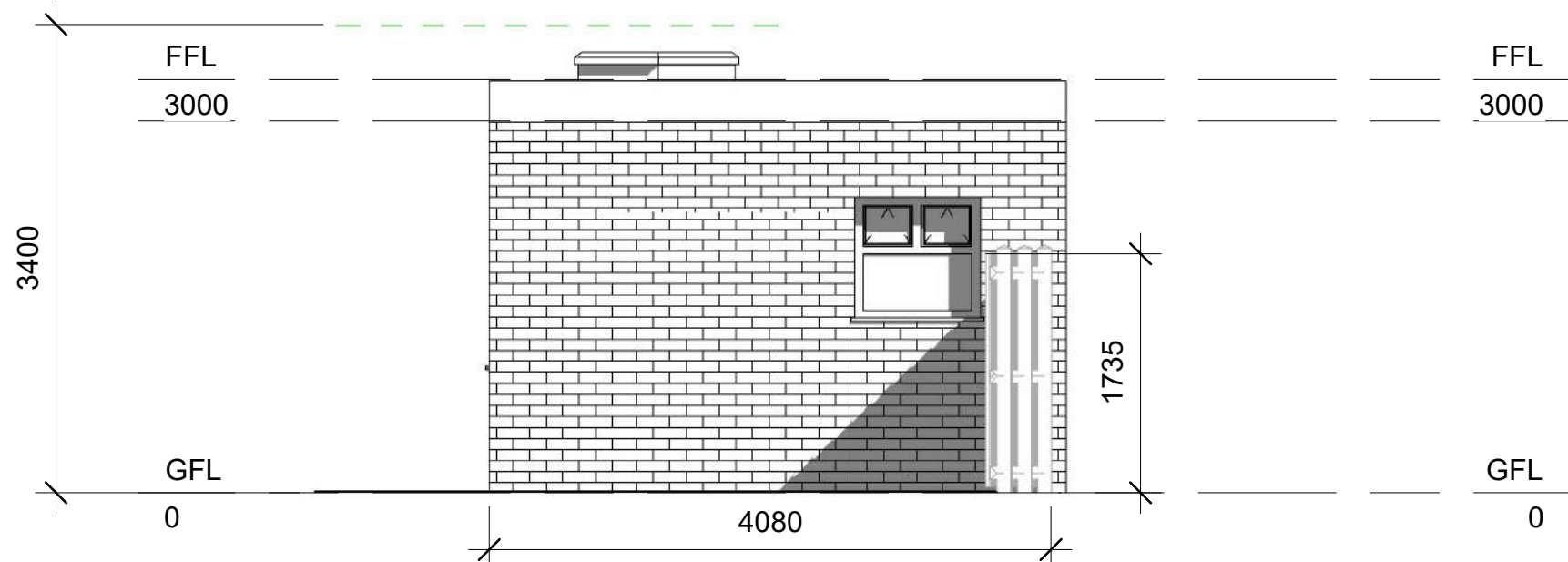
24, Lodge Close, Uxbridge, Hillingdon

GARAGE CONVERSION TO OUTBUILDING		
TITLE		
Elevations 2		
DATE	PROJECT	PROJECT NUMBER
Issue Date		Project Number
STAGE	REVISION	DRAWING NO
_PP		A202
SCALE		1 : 50

SIXTHART ARCHITECTURAL DESIGN LTD
12 EATON ROW SW1W 0JA
www.sixthart.co.uk
erhan@sixthart.co.uk

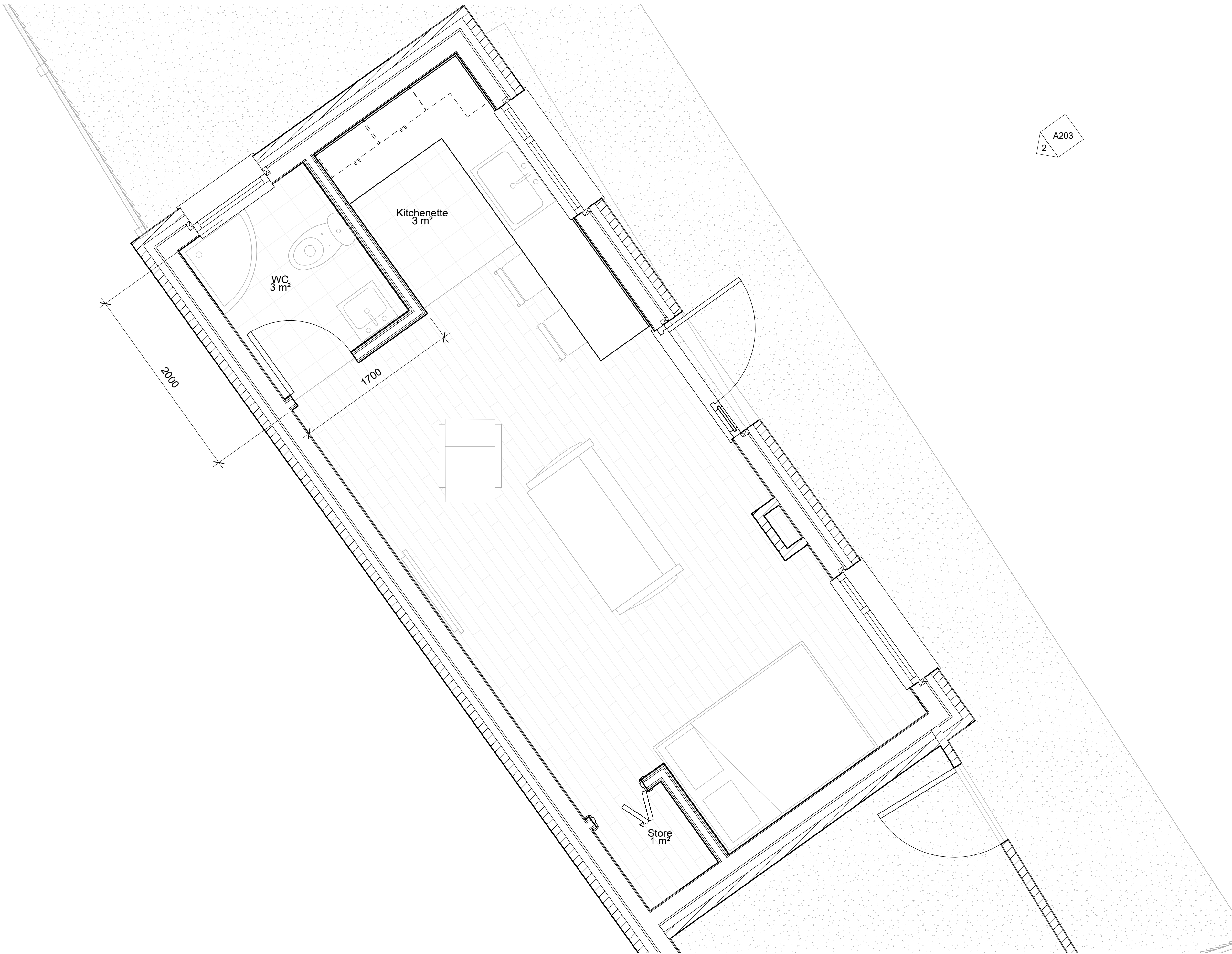
The drawing is copyright of SIXTHART LTD. This drawing shall not be scaled. All dimensions are in mm unless otherwise stated. All dimensions shall be checked on site prior to commencing the works and any discrepancies to be reported to SIXTHART LTD. All works shall conform to the current edition of the building regulations and other statutory requirements. All materials and workmanship shall conform with the relevant British Standard specifications and codes of practice. If this drawing forms part of an application for planning permission, it shall not be used for any other purpose without the express permission of SIXTHART LTD. This drawing may incorporate information from other professionals. SIXTHART LTD cannot accept responsibility for the integrity and accuracy of such information. Any clarification and/or additions that are required appertaining to such information should be sought from the relevant profession or their appointment representative.

Drawings, specifications and schedules are to be read in conjunction with the following where applicable: Employer's Requirements documents, Agreements to Lease, Structural Engineer's drawings and specifications, Civil Engineer's drawings and specifications, Survey Drawings, Party Wall/Boundary Awards, Other specialist design consultant's requirements as appointed by the Main Contractor. Other specialist design sub-contractor's requirements as appointed by the Main Contractor.

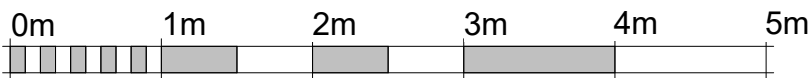
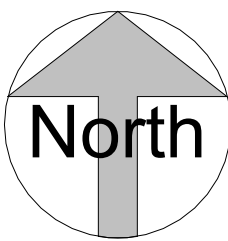


1 Elevation Front Outbuilding
1 : 50

2 Elevation Side Outbuilding
1 : 50



3 GFL - Outbuilding
1 : 25



VISUAL SCALE 1:50 @ A1

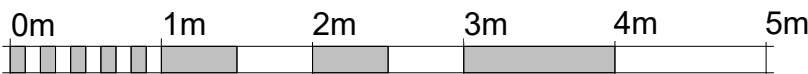

24, Lodge Close, Uxbridge, Hillingdon

GARAGE CONVERSION TO OUTBUILDING		
TITLE		
Outbuilding		
DATE	PROJECT	PROJECT NUMBER
Issue Date		Project Number
STAGE	REVISION	DRAWING NO
_PP		A203
SCALE	As indicated	

SIXTHART ARCHITECTURAL DESIGN LTD
12 EATON ROW SW1W 0JA
www.sixthart.co.uk
erhan@sixthart.co.uk

The drawing is copyright of SIXTHART LTD. This drawing shall not be scaled. All dimensions are in mm unless otherwise stated. All dimensions shall be checked on site prior to commencing the works and any discrepancies to be reported to SIXTHART LTD. All works shall conform to the current edition of the building regulations and other statutory requirements. All materials and workmanship shall conform with the relevant British Standard specifications and codes of practice. If this drawing forms part of an application for planning permission, it shall not be used for any other purpose without the express permission of SIXTHART LTD. This drawing may incorporate information from other professionals. SIXTHART LTD cannot accept responsibility for the integrity and accuracy of such information. Any clarification and/or additions that are required appertaining to such information should be sought from the relevant profession or their appointment representative.

Drawings, specifications and schedules are to be read in conjunction with the following where applicable: Employer's Requirements documents, Agreements to Lease, Structural Engineer's drawings and specifications, Civil Engineer's drawings and specifications, Survey Drawings, Party Wall/Boundary Awards, Other specialist design consultant's requirements as appointed by the Main Contractor. Other specialist design sub-contractor's requirements as appointed by the Main Contractor.



VISUAL SCALE 1:50 @ A1

24, Lodge Close, Uxbridge, Hillingdon

GARAGE CONVERSION TO
OUTBUILDING

TITLE

Perspective 1

DATE

Issue Date

PROJECT

PROJECT NUMBER

Project Number

STAGE

REVISION

DRAWING NO

A301

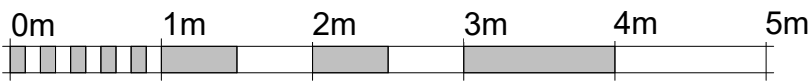
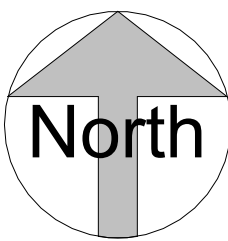
_PP

SCALE

SIXTHART ARCHITECTURAL DESIGN LTD
12 EATON ROW SW1W 0JA
www.sixthart.co.uk
erhan@sixthart.co.uk

The drawing is copyright of SIXTHART LTD. This drawing shall not be scaled. All dimensions are in mm unless otherwise stated. All dimensions shall be checked on site prior to commencing the works and any discrepancies to be reported to SIXTHART LTD. All works shall conform to the current edition of the building regulations and other statutory requirements. All materials and workmanship shall conform with the relevant British Standard specifications and codes of practice. If this drawing forms part of an application for planning permission, it shall not be used for any other purpose without the express permission of SIXTHART LTD. This drawing may incorporate information from other professionals. SIXTHART LTD cannot accept responsibility for the integrity and accuracy of such information. Any clarification and/or additions that are required appertaining to such information should be sought from the relevant profession or their appointment representative.

Drawings, specifications and schedules are to be read in conjunction with the following where applicable: Employer's Requirements documents, Agreements to Lease, Structural Engineer's drawings and specifications, Civil Engineer's drawings and specifications, Survey Drawings, Party Wall/Boundary Awards, Other specialist design consultant's requirements as appointed by the Main Contractor. Other specialist design sub-contractor's requirements as appointed by the Main Contractor.



VISUAL SCALE 1:50 @ A1

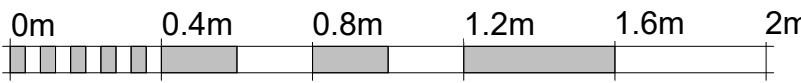
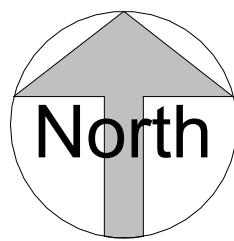
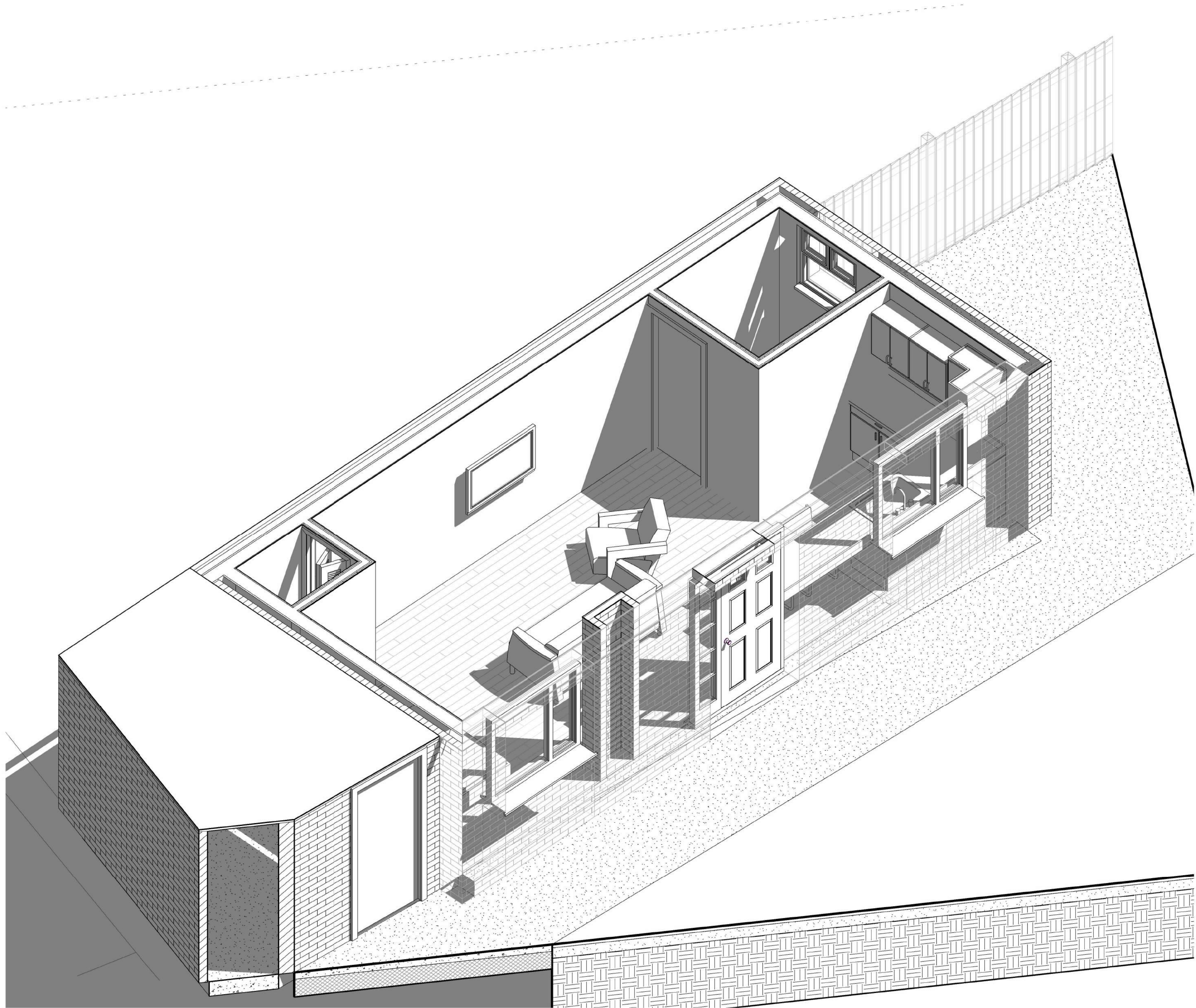
24, Lodge Close, Uxbridge, Hillingdon

GARAGE CONVERSION TO OUTBUILDING		
TITLE		
Perspective 2		
DATE	PROJECT	PROJECT NUMBER
Issue Date		Project Number
STAGE	REVISION	DRAWING NO
_PP		A302
SCALE		

SIXTHART ARCHITECTURAL DESIGN LTD
12 EATON ROW SW1W 0JA
www.sixthart.co.uk
erhan@sixthart.co.uk

The drawing is copyright of SIXTHART LTD. This drawing shall not be scaled. All dimensions are in mm unless otherwise stated. All dimensions shall be checked on site prior to commencing the works and any discrepancies to be reported to SIXTHART LTD. All works shall conform to the current edition of the building regulations and other statutory requirements. All materials and workmanship shall conform with the relevant British Standard specifications and codes of practice. If this drawing forms part of an application for planning permission, it shall not be used for any other purpose without the express permission of SIXTHART LTD. This drawing may incorporate information from other professionals. SIXTHART LTD cannot accept responsibility for the integrity and accuracy of such information. Any clarification and/or additions that are required appertaining to such information should be sought from the relevant profession or their appointment representative.

Drawings, specifications and schedules are to be read in conjunction with the following where applicable: Employer's Requirements documents, Agreements to Lease, Structural Engineer's drawings and specifications, Civil Engineer's drawings and specifications, Survey Drawings, Party Wall/Boundary Awards, Other specialist design consultant's requirements as appointed by the Main Contractor. Other specialist design sub-contractor's requirements as appointed by the Main Contractor.



VISUAL SCALE 1:20 @ A1

24, Lodge Close, Uxbridge, Hillingdon

GARAGE CONVERSION TO
OUTBUILDING

TITLE
Perspective 2 AXONOMETRIC

DATE PROJECT PROJECT NUMBER

Issue Date Project Number

STAGE REVISION DRAWING NO

_PP A303

SCALE

SIXTHART ARCHITECTURAL DESIGN LTD
12 EATON ROW SW1W 0JA
www.sixthart.co.uk
erhan@sixthart.co.uk

28/05/2024 09:59:24