

LEGEND

Refuse skip

Approved dwelling

1m scaffold framework

Site office and welfare

WC facilities

Materials storage compound

HW - heavy weight

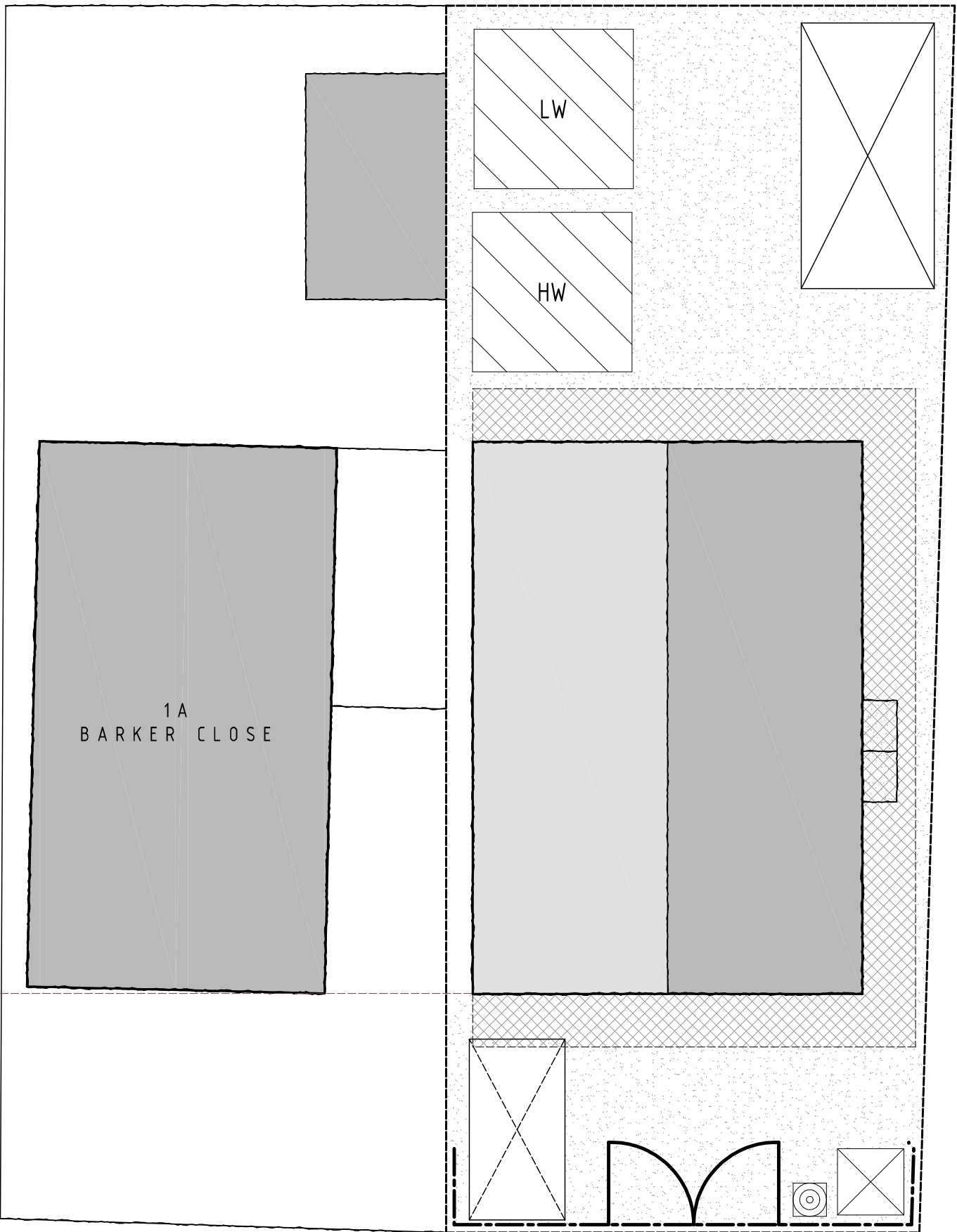
LW - light weight

Onsite vehicle movement area

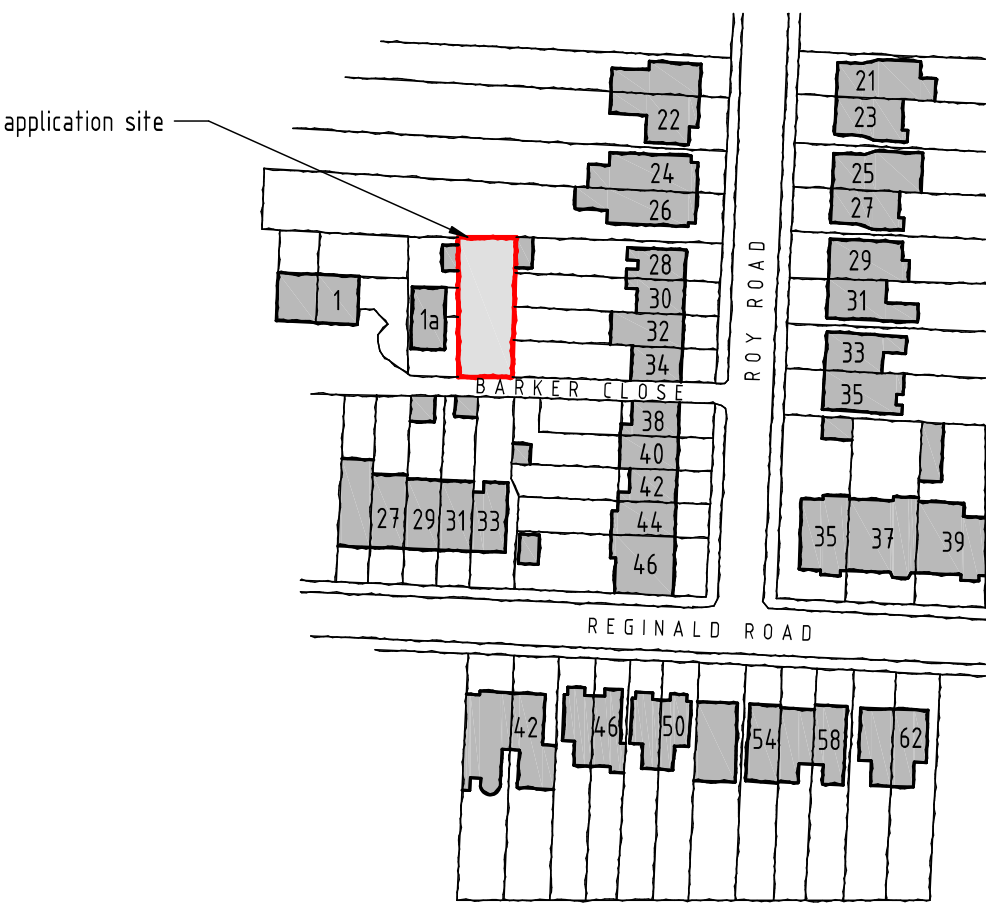
High pressure extendable water hose for wheel washing

Secure site access gates

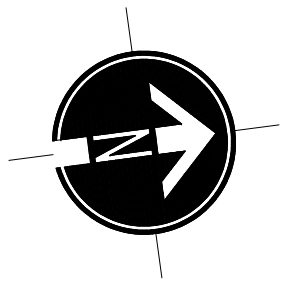
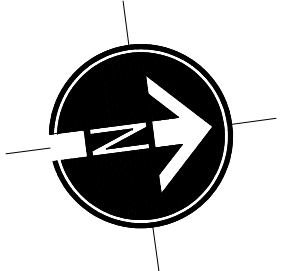
Site hoarding



PROPOSED SITE PLAN
SCALE 1:100



LOCATION PLAN
SCALE 1:1250



- NOTES
1. All dimensions are to be checked on site prior to the commencement of work and any discrepancy is to be reported to the construction manager before construction.
 2. All work is to comply with current Building Regulations and allied legislation.
 3. All contractors and sub-contractors must ensure that they have the latest issue of this drawing and details before the commencement of work on site.
 4. All materials are to be used and installed in strict compliance with the relevant manufacturers instructions and recommendations.
 5. All works on site, managed and implemented as a result of the designs indicated on this drawing, are to be given full consideration for compliance with the Health and Safety (CDM) Regulations in respect of design and implementation on site and no works are to be undertaken if it is considered that compliance with the Building Regulations cannot be achieved.
 6. All dimensions shown in millimeters.
 7. Footprint of buildings shown at 10m above ground level.

rev:	date:	description:	
scale:	1 : 100 A1	date:	18 / 07 / 2024
drawing no:	1432 / PCND / 3	drawn:	AF
drawing: COND 4. SITE WORKS PLAN			
project: LAND ADJACENT TO 1A BARKER CLOSE, NORTHWOOD, HA6 1TN			
client: ALAN . C . FORD LTD			



DUSEK DESIGN ASSOCIATES LTD
ARCHITECTURE + PLANNING
01895 831 103
info@dusek.co.uk
www.dusek.co.uk

1:100 SCALE BAR (m)

0 2 4 6 8 10

1:1250 SCALE BAR (m)

0 25 50 75 100 125