Copyright of FREEDOM PROFESSIONAL SERVICES. No part of this drawing to be reproduced without their prior permission.

DO NOT SCALE FROM THIS DRAWING (IF IN DOUBT ASK)

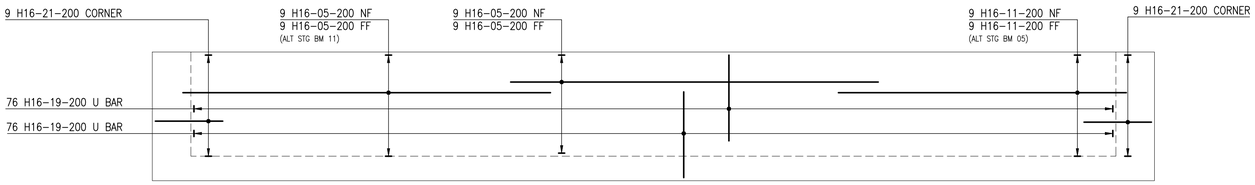

ELEVATION ON A & C

(ELEVATIONS B & D HANDED)

(SCALE 1:50)

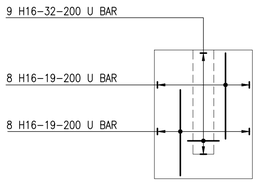

FIREWALL FND'n END ELEVATION

(4 No. REQUIRED THUS)

(SCALE 1:50)

NOTES:

1) ALL DIMENSIONS ARE IN mm'S UNLESS OTHERWISE SHOWN.
2) THIS DRAWING TO BE READ IN CONJUNCTION WITH ALL OTHER RELEVANT CONTRACT DOCUMENTATION AND SPECIFICATIONS.
3) NOM. COVER TO REINFORCEMENT 50mm UNLESS NOTED OTHERWISE. 75mm COVER TO BOTTOM STEEL.
4) ALL REINFORCEMENT TO BE HIGH YIELD GRADE 500N/mm² BARS TO BS 4449.
5) ALL REINFORCEMENT TO BE CUT & SHAPED IN ACCORDANCE WITH BS 8666: 2005
6) LAP LENGTH TO BARS SHALL BE :
   NOMINAL 40xBAR ø
   MINIMUM 38xBAR ø
7) THE CONTRACTOR SHALL PROVIDE CHAIRS AND SPACERS AT NO MORE THAN 1m CENTRES AS NECESSARY TO SUPPORT REINFORCEMENT AND MAINTAIN SPECIFIED COVER DURING PLACEMENT OF CONCRETE.

REFERENCE DRAWINGS:

80-405824-060 – BUND & FIREWALL RC PLAN
80-405824-062 – BUND & FIREWALL RC SECTIONS

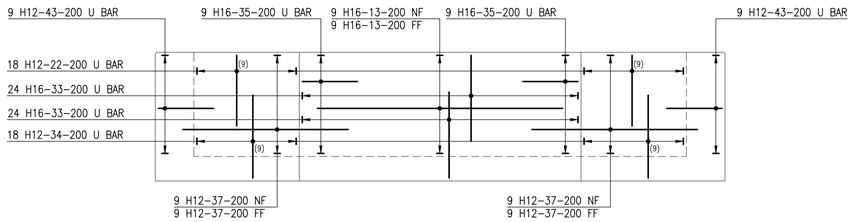

ELEVATION ON E

(SCALE 1:50)

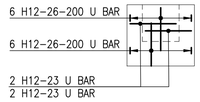

ELEVATION ON J

(ELEVATION ON K SAME)

(SCALE 1:50)

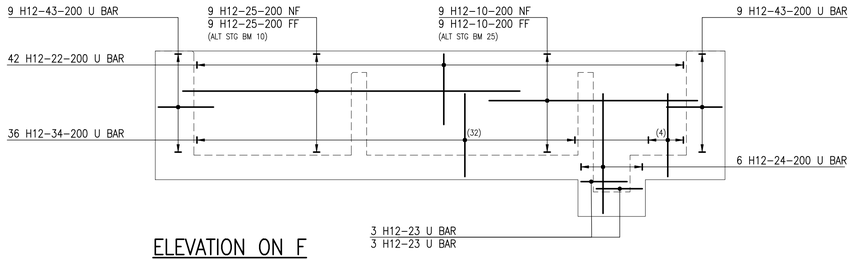

ELEVATION ON F

(SCALE 1:50)

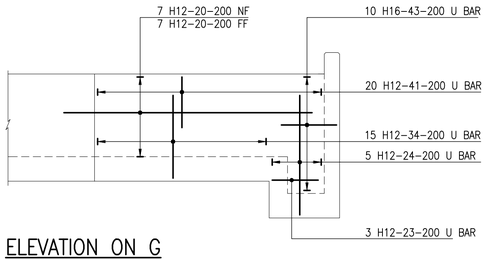

ELEVATION ON G

(SCALE 1:50)

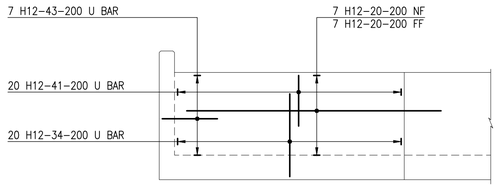

ELEVATION ON H

(SCALE 1:50)

REVISION:	AB		AS BUILT
DRAWN:	W.OGUNYINKA	23.03.20	
CHECKED:	A.TEASDALE	23.03.20	
APPROVED:	G.ARMITAGE	23.03.20	

Freedom INFRASTRUCTURE SERVICES

Section: PROFESSIONAL SERVICES

Client: VIRTUS DATA CENTRES

Project: PROLOGIS PARK

Title: RC ELEVATIONS
66/11kV TRANSFORMER
66/11kV LONDON 7 SS

Status: AS BUILT

Scale : AS NOTED		Date : 07.09.18
Drawn : A.TEASDALE	Checked : M.LOWE	Approved : G.ARMITAGE
Client Dwg No. :		Rev : AB
FPS Dwg No. : 80-405824-061		