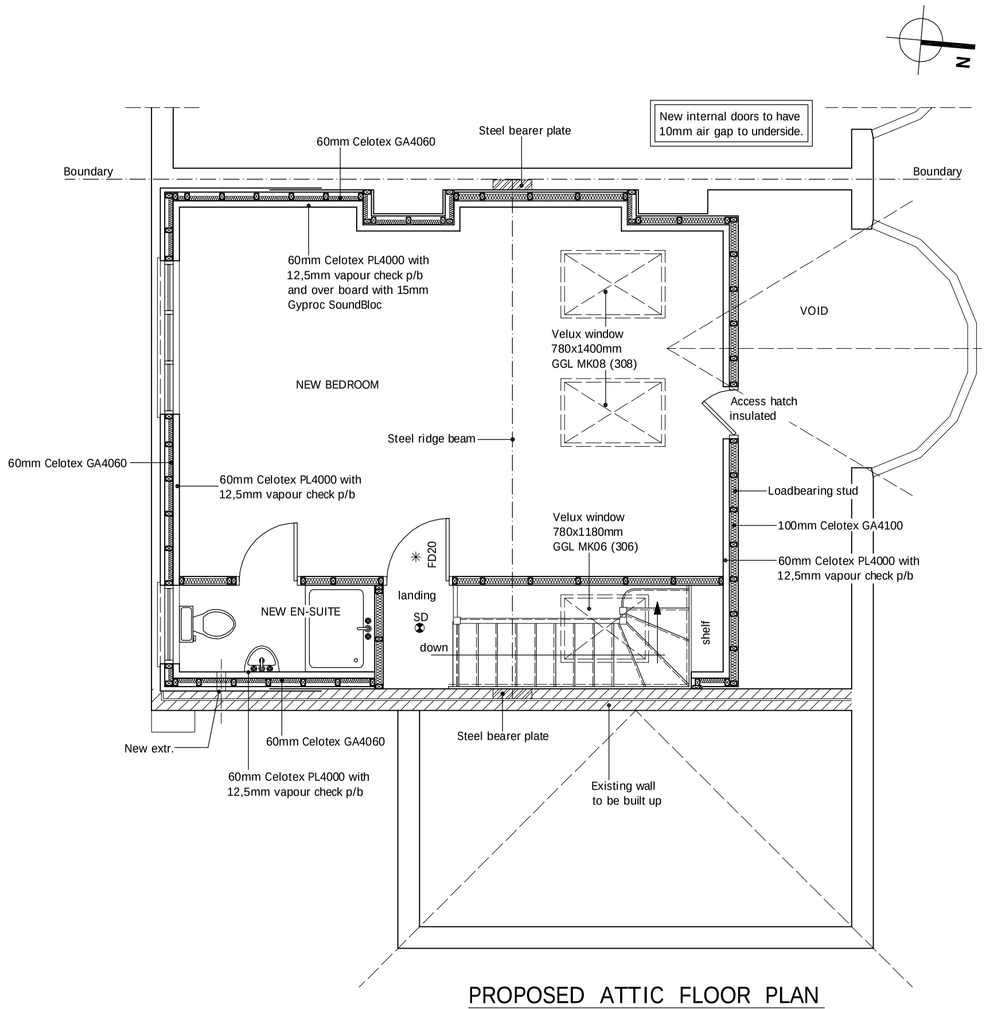

PROPOSED ATTIC FLOOR PLAN

scale 1:50

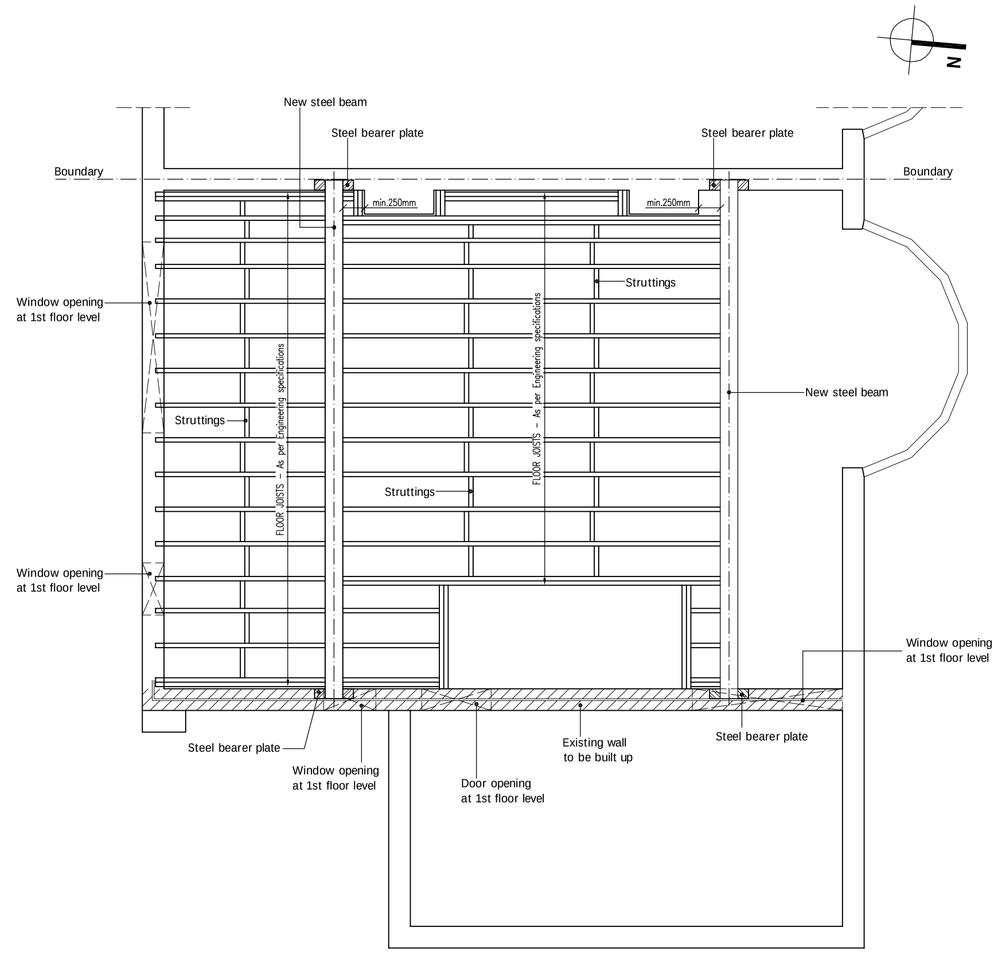

STEELWORK and JOISTS LAYOUT

scale 1:50

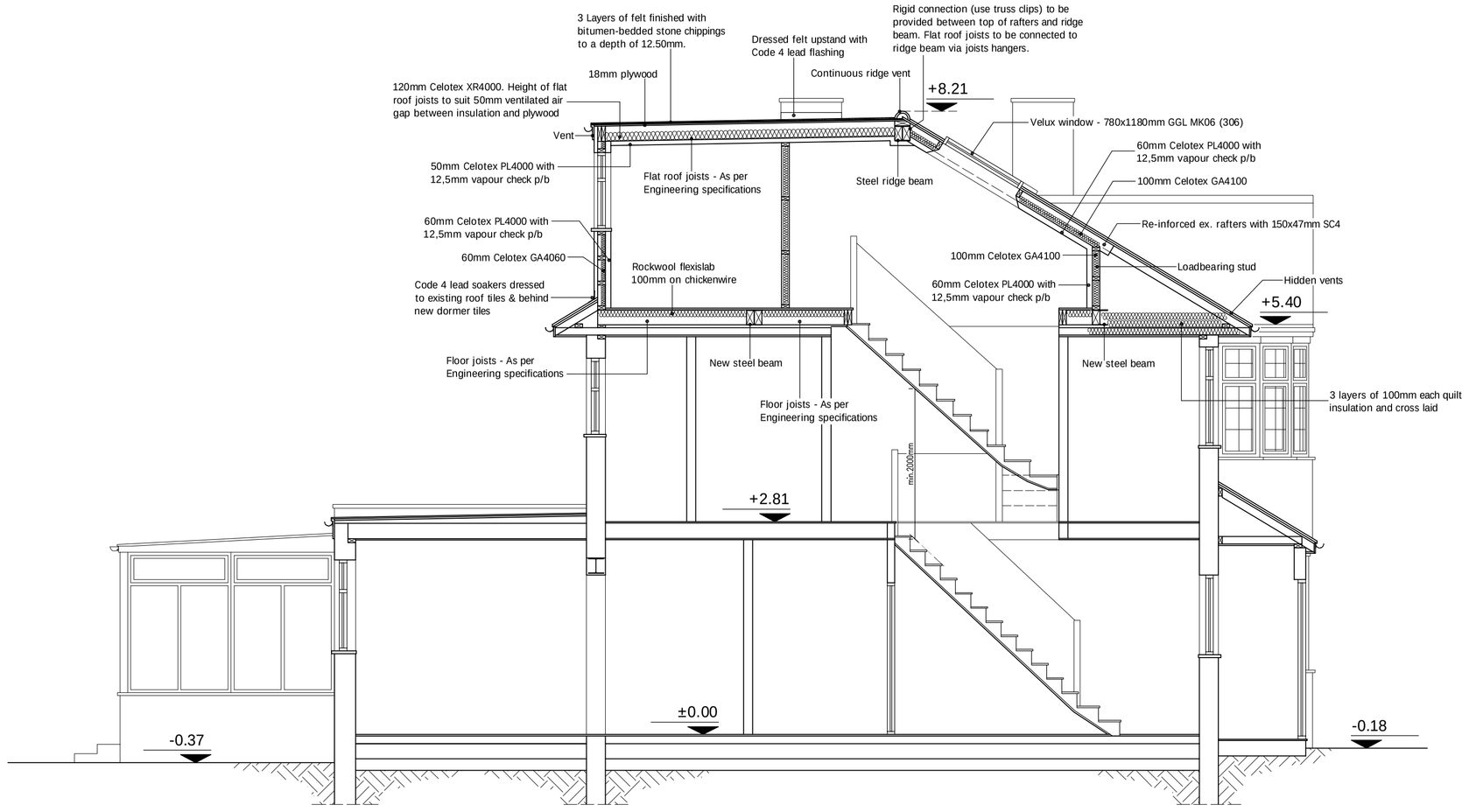

PROPOSED SECTION

scale 1:50

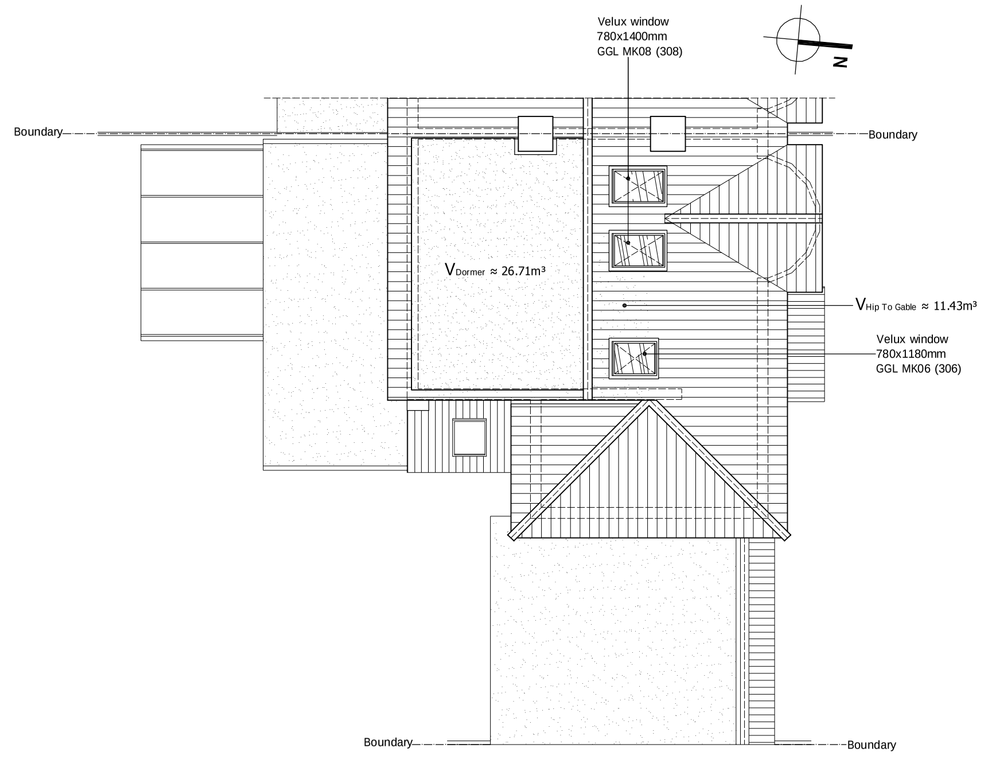

PROPOSED ROOF PLAN

scale 1:100

1:50

1m 0 1m 2m 3m 4m 5m

1:100

2m 0 2m 4m 6m 8m 10m

DRAWING STATUS	PLANNING
FOR PLANNING AND BUILDING CONTROL APPROVAL ONLY NOT FOR CONSTRUCTION	

DPL

Architectural Design Studio
Tel.No. 07838 135 957

www.discountplansltd.com
discountplansltd@gmail.com

GENERAL NOTES:

Any dimensions shown are indicative only and are subject to verification on site. The contractor to set out, check and co-ordinate all dimensions on site during the course of the works and prior to setting out on site. This drawing to be read in conjunction with all other Architect's and Engineer's drawings, Structural Engineers calculations and any specialist supplier's approved drawings.

Prior to commencement of building works the contractor or homeowner is responsible and should:–

1. Ensure that all working drawings and calculations are completed, approved by Building Control or Planning Inspectorate and that all fees are paid. Commencement of building work without full plans approval may incur additional costs.
2. Inform and register with the Building control department that the works are about to commence on site after receiving an approved decision from planning and obtain a plane check certificate for all drawings and calculations.
3. Verify boundary lines & ground conditions including checking positions and new connections of all gas, electrical, water, drainage services and services on site prior to the commencement of excavations. Contractor responsible for establishing exact boundaries as no DPL responsibility is accepted for encroachments. Drawings may have been approved by the planning and building control departments, a land search should be carried out by the homeowner if unknown. DPL are not responsible for builders changing design methods from proposed works.
4. Ensure adequate provision is made for temporary support of existing extra engineering design, costs for any additional structural design change on site from the start to end of building works requested by building control or any other third party's instruction during building works.
5. Request a copy of the Party Wall Award where works affect party wall or involve excavations within 3 meters of adjoining buildings or building over a public sewer. (clients responsibility)
6. Where works involve demolition to ensure that all elements of the building and adjoining structures are accounted for and that all necessary propping and temporary supports are in place. Take not scale off this drawing as the scaling may be off. Works carried under a building notice or prior to planning approval are at the contractors/owners risk. All DPL drawings must be approved before works commence. Builders/Homeowners' building without plans being approved by planning & building control departments are fully responsible for the likelihood of condemned works or breach in planning control.
7. Any discrepancies, either between artitan and site dimensions or between this drawing and other consultant's or specialist drawings must be reported to the Architect/Engineer before proceeding with the relevant part of structural, mechanical and electrical works. This includes types of materials if materials shown on drawings do not match which is on site then this will need to be brought to DPL attention straight away before works commence and purchase of materials be made as an alternative design can be rechecked and approved by building control or the engineer before works can commence. Foundation design depth must be approved in writing by Building Control prior to pouring.
8. Where a new foundation is required to an extension, the foundation depth and construction shown on drawings is a trial-hole will need to be dug to establish the existing foundation type and building control will need to advise on a different method of construction. If requested by building control either a raft or piled foundation, this will need to be designed by an engineer with an additional cost being implemented.
9. All wall,s which have been designed to be removed on plans are to be checked on site by building control officer/engineer for load bearing or non-load bearing status before purchase of materials. / Non-load bearing then steel's should not be ordered. No refund or claim can be given against DPL on the display/materials charged for these steel's.
10. An inspection of the underground drainage was not possible on survey. Contractor should check drainage runs and invert levels prior to starting work on site and notify building control of results. ALL DRAINAGE SHOWN IS ASSUMED AND MUST BE VERIFIED BY CONTRACTOR.

TERMS – this drawing has been created by DISCOUNT PLANS LTD for the "client" only, and is bound to the contract and mandate terms between both party's in which a signed contract for creation of works involving person–working hours for this drawing has been made, no refund will be allowed or claim made of drawing and any other drawing's relating to this project for whatever reason can be made against DPL.

Discount Plans LTD hold full copyright of this material and have the full right to control the use of these works, any company, department or person that infringes these rights will be subject to legal compensation claims against the infringing party's and/or individuals. Unless a signed stage 4 drawing contract between the party's and understands that no refunds can be given. All works to be carried out in accordance with the latest appropriate codes of practice and to comply with current building regulations.

SITE ADDRESS
84 DEANE CROFT ROAD,
PINNER, MIDDLESEX, HA5 1SP

DRAWING TITLE
PROPOSED DRAWINGS - loft conversion

SCALE	as shown @ A1	DRAWN	HEAD OFFICE
DRAWING Number.	REVISION	DATE	
DPL . 04 .	A	26. AUGUST. 2024	