



Watching brief report

Regal Cinema building
233 Uxbridge High Street
Uxbridge

November 2024

Document Control

Job title	233 Uxbridge High Street
Job code	0242
Client	Frough Ltd
Report title	Watching brief
Revision	-
Issue date	-
Previous issues	-
Issue purpose	Site record
Distribution	-
Compiled by	Nick Willson Architects
Reviewed by	Nick Willson

NICK WILLSON ARCHITECTS

Second Home
68 Hanbury Street
London
E1 5JL

07792757591
nick@nickwillsonarchitects.com

1.0

Introduction

1.0 Introduction

This report documents the progress, and demolition/removal of debris as per the agreed schedule with Hillingdon Council and the Conservation/planning and enforcement team. The report follows a chronological process.

The report illustrates the progress and works each day along with a photographic and drawn record of any items that have heritage and listed building value, status. The works have followed the below agreed programme of works:

Day 1 and 2:

Protection of all historic fabric of significance.

Day 3:

Removal of all loose furniture from the building.

Day 4 and 5:

Removal of all loose rubble and debris from the auditorium floor.

Day 6:

Removal of all loose rubble and debris from the pit (near the screen) and from within the two low level rooms.

Day 7 & 8:

Removal of loose debris from the vaulted area under the balcony.

Strip out and demolition of modern enclosure near the screen.

Strip out of modern toilets including tiling, sanitaryware and associated pipework.

Day 9:

Careful strip out of protective features and carting away debris.

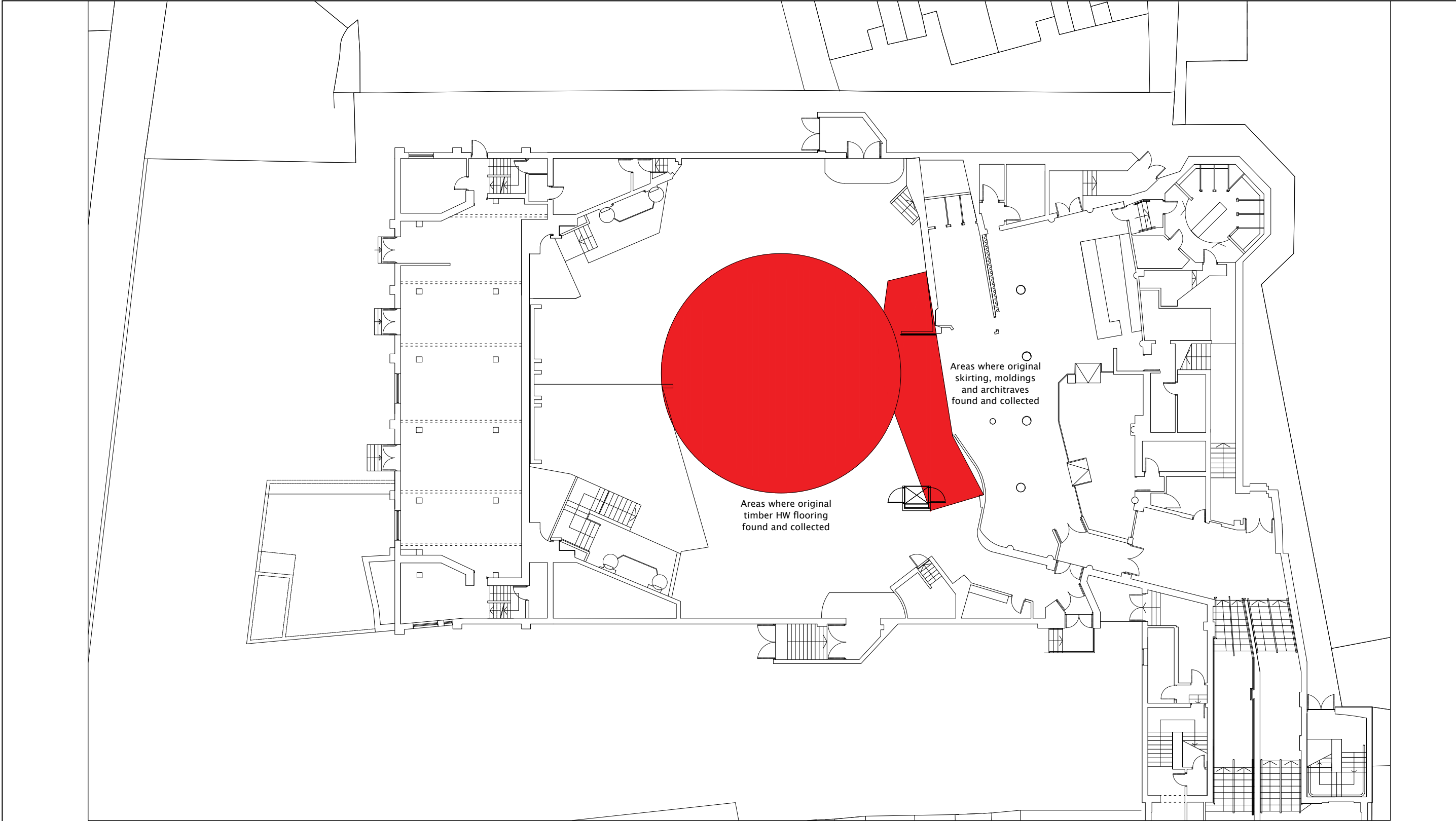
2.0

Photographic and drawing record

2.0 Week one: Drawn recording of works and items retained.



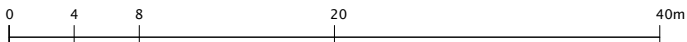
2.0 Week one: Drawn recording of works and items retained.



Nick Willson Architects
Second Home
68 Hanbury Street
London
E1 5JL
www.nickwillsonarchitects.com

Notes:
All dimensions to be confirmed by contractor on site.

Scale 1:200



Rev	Date	Description	By	Ck

Project
233 High Street,
Uxbridge,
London,
UB8 1LD

Title
Week 1 watching brief
Original wood location

Project description
Debris clearance

Stage
Listed building
application

Scale
1:100@A1

Drawing No
SKT02

Job No
0242

Rev
—

2.0 Week one: Drawn recording of works and items retained.

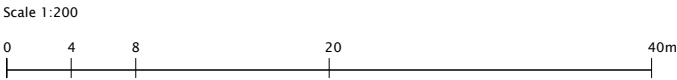


2.0 Week two: Drawn recording of works and items retained.



Nick Willson Architects
Second Home
68 Hanbury Street
London
E1 5JL
www.nickwillsonarchitects.com

Notes:
All dimensions to be confirmed by contractor on site.



Rev	Date	Description	By	Ck

Project
233 High Street,
Uxbridge,
London,
UB8 1LD

Title
Week 2 watching brief
Skip debris log

Project description
Debris clearance

Stage
Listed building
application

Scale
1:100@A1

Drawing No
SKT04

Job No
0242

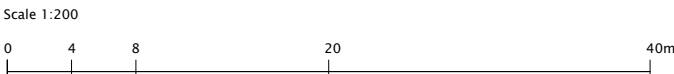
Rev
-

2.0 Week two: Drawn recording of works and items retained.



Nick Willson Architects
Second Home
68 Hanbury Street
London
E1 5JL
www.nickwillsonarchitects.com

Notes:
All dimensions to be confirmed by contractor on site.



Rev	Date	Description	By	Ck

Project
233 High Street,
Uxbridge,
London,
UB8 1LD

Title
Week 2 watching brief
Metal work recovered

Project description
Debris clearance

Stage
Listed building
application

Scale
1:100@A1

Drawing No
SKT05

Job No
0242

Rev
-

2.1 Day 1: Tuesday 12th November



Plywood hoarding installed - 300mm away from listed plaster features.



Plywood hoarding installed - 300mm away from listed plaster features.

As per the schedule, the photographs for this day record and log the below:

Protection of all historic fabric of significance.

The photographs on this page show the hoarding being installed, and the spaces cleaned and made safe prior to the debris being removed safely. The rubble and debris clearance begins and is carefully removed and placed into the skips or on the sheet for safe keeping.



Floor cleaned away from hoarding and entrance cleaned ready for removal and protection.


2.1 Day 1: Tuesday 12th November



Auditorium floor debris removal and skips.



Auditorium floor hoarding and debris ready for removal.



Auditorium floor debris and hoarding being installed.



Hoarding installed and auditorium floor rubble ready for removal.

2.1 Day 1: Tuesday 12th November




Auditorium floor debris before removal.




Auditorium floor debris ready for removal.



Auditorium floor debris being removed.



Auditorium floor rubble ready for removal and loose rubble in the skip.



2.1 Day 1: Tuesday 12th November



Auditorium floor debris in skips 1-5



Auditorium floor debris ready for checking.



Auditorium floor debris prior to being removed.



First skips with debris.

2.1 Day 2: Wednesday 13th November



Original timber flooring.



Auditorium floor debris ready for removal.

As per the schedule, the photographs for this day record and log the below:

Removal of all loose rubble and debris from the auditorium floor.

The photographs on this page show the majority of the rubble and debris to the auditorium floor being removed and into skips. The photographs also log some original features that were found and stored safely.



Rubble and debris checked and in skips 1-5.

2.1 Day 2: Wednesday 13th November



Auditorium floor debris before removal.



Auditorium floor debris ready for removal.



Auditorium floor debris being removed.



Hoarding and auditorium floor rubble ready for removal.


2.1 Day 2: Wednesday 13th November



Auditorium floor debris before removal.



Auditorium floor debris in skips 1-5.



Auditorium floor debris being removed.



Auditorium floor debris in skips 1-5.



2.1 Day 2: Wednesday 13th November



Auditorium floor debris before removal.



Auditorium floor debris ready for removal.



Auditorium floor debris being removed.



Hoarding and auditorium floor rubble ready for removal.

2.1 Day 2: Wednesday 13th November




Original cinema floor structure collected and stored.



Original cinema floor structure collected and stored.



Original plaster and finishes collected and stored.



Cinema floor debris and rubble being carefully removed.

2.1 Day 2: Wednesday 13th November



Auditorium floor debris removal by hand.



Auditorium floor debris removal by hand.



Auditorium floor debris removal by hand.



Recovered cinema floor and timbers.



2.1 Day 3: Thursday 14th November



Original plaster work for the cinema wall retained and kept safe.



Original wooden skirting and mouldings.

As per the schedule, the photographs for this day record and log the below:

Removal of all loose rubble and debris from the auditorium floor.

The photographs on this page show the majority of the rubble and debris to the auditorium floor being removed and into skips. The photographs also log some lovely original plaster finishes that we managed to save and recover.



Auditorium floor debris being removed carefully.

2.1 Day 3: Thursday 14th November



Auditorium floor debris removal by hand.



Auditorium floor debris removal by hand.



Auditorium floor debris removal by hand.



Recovered cinema floor and timbers.

2.1 Day 3: Thursday 14th November



Recovered original cinema flooring.



Skip with floor debris from auditorium floor areas. WK 1 skips 1-5



Skip with floor debris from auditorium floor areas. WK 1 skips 1-5



Original cinema floor - foundations

2.1 Day 4: Friday 15th November



As per the schedule, the photographs for this day record and log the below:

Removal of all loose rubble and debris from the auditorium floor.

The photographs on this page show the majority of the rubble and debris to the auditorium floor being removed and into skips. The edges have been swept clean adjacent to the hoarding to reveal the original cinema sloped floor. The images to the right log and record the samples of timber flooring, clinker floor supports, and plaster work collected and stored safely from the main auditorium floor areas.



2.1 Day 5: Monday 18th November



As per the schedule, the photographs for this day record and log the below:

Removal of all loose rubble and debris from the auditorium floor.

The photographs on this page show the skips awaiting checking and removal. They contain debris and loose rubble from the auditorium floor.



2.1 Day 5: Monday 18th November



Original cinema floor slope and datum.



Recovered cinema timber flooring.



Recovered and stored examples of cinema wood work.



Examples of plaster, and cinema wall finishes.

2.1 Day 5: Monday 18th November



Timber floor structure from the nightclub mezzanine ready for removal.



Timber floor structure from the nightclub mezzanine ready for removal.



Timber floor structure from the nightclub mezzanine ready for removal.



Examples of recovered plaster finishes from the original cinema wall.

2.1 Day 5: Monday 18th November



Skip with floor debris from auditorium floor areas. WK 1 skips 1-5



Skip with floor debris from auditorium floor areas. WK 1 skips 1-5



Skip with floor debris from auditorium floor areas. WK 1 skips 1-5



Skip with floor debris from auditorium floor areas. WK 1 skips 1-5

2.1 Day 5: Monday 18th November



Skip with floor debris from auditorium floor areas.



Mezzanine timbers from the later night club addition.



Mezzanine timbers from the later night club addition.



Mezzanine timbers from the later night club addition.

2.1 Day 5: Monday 18th November



Retained cinema stage edge.



Cinema stage edge.



Auditorium floor debris removed and lower pit area debris removed.



Auditorium floor debris removed and lower pit area debris removed.

2.1 Day 6: Tuesday 19th November



As per the schedule, the photographs for this day record and log the below:

Removal of loose debris from the vaulted area under the balcony, and lower area pits.

Strip out and demolition of modern enclosure near the screen.

The photographs on this page show the original cinema wall to the cinema, and the various periods of metal work being sorted and removed from under the arched area.



2.1 Day 6: Tuesday 19th November



Period metal work recovered and stored safely.



Period metal work recovered and stored safely.



Period metal work recovered and stored safely.



Period metal work recovered and stored safely.

2.1 Day 6: Tuesday 19th November



Rubble removed from the area under the arch.



Lift removed, rubble removed.



Auditorium floor rubble removed.



Lift removed and ready for removal.

2.1 Day 6: Tuesday 19th November



Modern bar enclosure and steps being carefully demolished.



Original cinema stage edging exposed and retained.



Original cinema stage edging exposed and retained.



Auditorium floor cleaned of debris.

2.1 Day 7: Wednesday 20th November



As per the schedule, the photographs for this day record and log the below:

Removal of loose debris from the vaulted area under the balcony.

Strip out and demolition of modern enclosure near the screen.

Strip out of modern toilets including tiling, sanitary-ware and associated pipework.

The photographs on this page show the cleaned auditorium floor, and work on the modern bar area.



2.1 Day 7: Wednesday 20th November



Area under arch cleaned and metal work sorted, important finds retained.



Arch area and start of auditorium floor cleaned. Original cinema entrance wall exposed.



Modern bar area demolition.



Carpet strip in floor - potentially original cinema floor.



Original fuse box recovered and stored safely.

2.1 Day 7: Wednesday 20th November



Modern bar enclosure and steps being carefully demolished.



Debris from the modern bar area and lower pit areas in skip 5.



Debris and rubbish from lower areas in skip

2.1 Day 8: Thursday 21st November



As per the schedule, the photographs for this day record and log the below:

Removal of loose debris from the vaulted area under the balcony.

Strip out and demolition of modern enclosure near the screen.

Strip out of modern toilets including tiling, sanitary-ware and associated pipework.

The photographs on this page show the original cinema wall uncovered from behind the WC tiling.



2.1 Day 8: Thursday 21st November



WC area and under arch area cleaned.



Blocks from modern bar enclosure retained for reuse.



Lower entrance area protected during demolition of the modern bar enclosure.



Lift metal and glazing ready for recycling.

2.1 Day 8: Thursday 21st November



Modern bar enclosure and steps being carefully demolished.



Original cinema stage edging exposed and retained.



Original cinema stage edging exposed and retained.



Auditorium floor cleaned of debris.

2.1 Day 8: Thursday 21st November



Modern bar enclosure removed.



Skip with rubbish and electrics from the nightclub bar area.




Skip 7 - 8 rubbish and rubble from the lower areas and under the arch.



Timber structure ready for recycling - nightclub period.

2.1 Day 9: Friday 22nd November



As per the schedule, the photographs for this day record and log the below:

Clean spaces, and remove all remaining debris.

The photographs show the final state of the spaces following the careful removal of the debris. The retained items of interest and pieces of listed fabric are also kept safe on the plastic sheeting for later review and action.

The plywood hoarding has been retained as phase 2 will be the work that addresses the mezzanine area.

