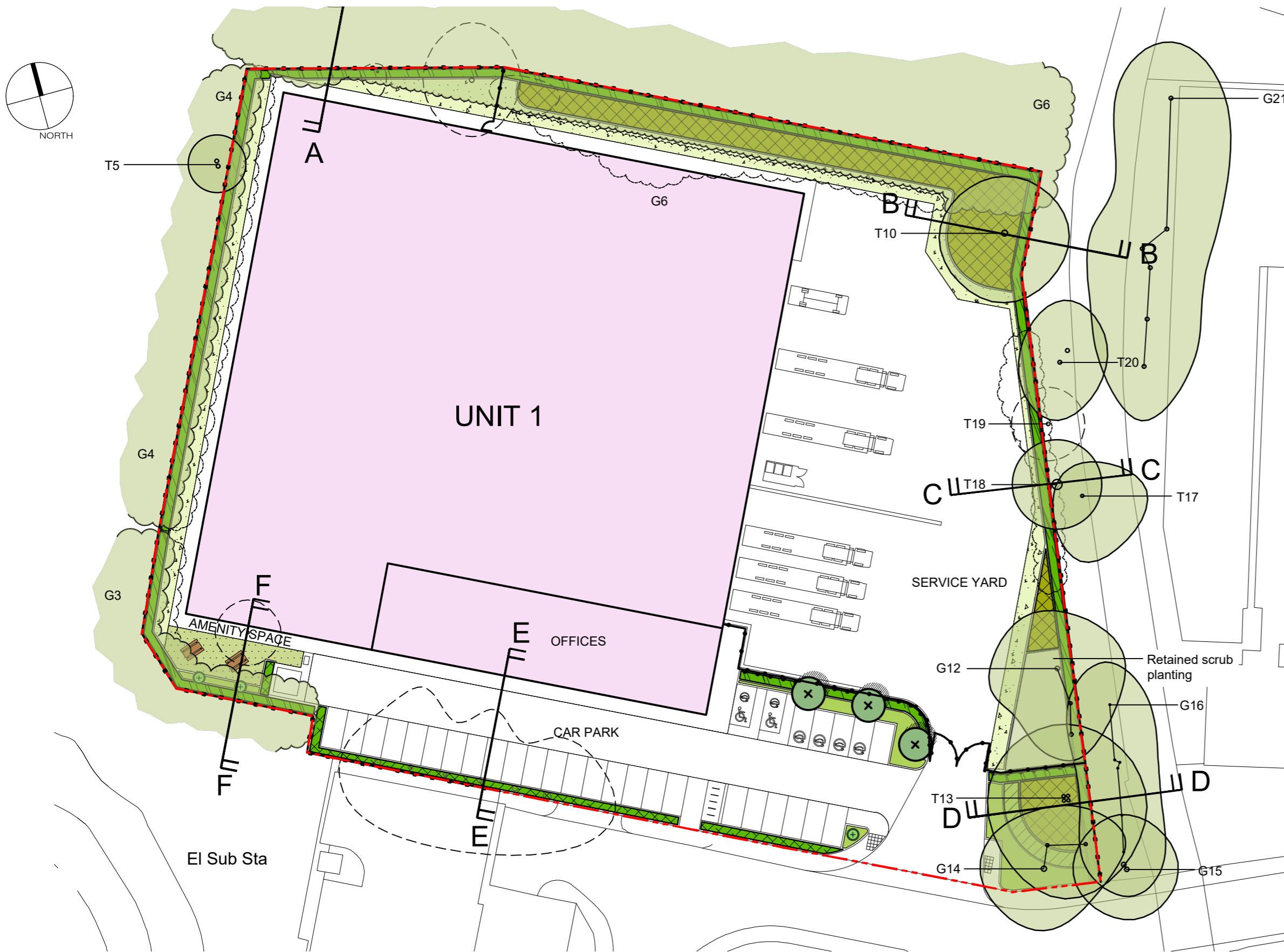
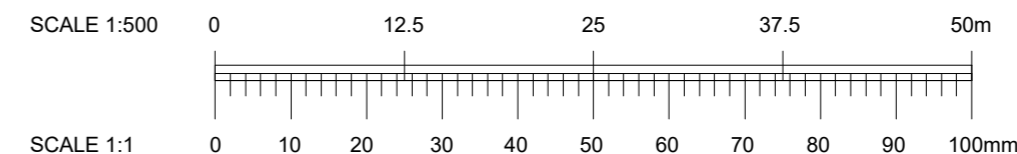


NOTES



KEY

- EXISTING HEDGEROW AND TREES TO BE RETAINED
- EXTRA HEAVY STANDARD TREES
(Tree pit size: 1500x1500x900mm backfilled with topsoil)
18-20cm stem girth
4.5-6.5m height
1.8-2.1m clear stem
Rootballed
- Tc Tilia cordata
- PROPOSED SPECIMEN SHRUBS
(300mm depth of topsoil onto 300mm depth subsoil)

Species	Supply Size	Pot Size
Mahonia x media 'Winter Sun'	900-1200mm	15L

- PROPOSED ORNAMENTAL SHRUB PLANTING
(300mm depth of topsoil onto 300mm depth subsoil)
Ultimate plant height is above 1m.

Species	Supply Size	Pot Size	Spacing
Cornus alba 'Sibirica'	400-600mm	3L	600mm c/s
Photinia fraseri 'Red Robin'	400-600mm	3L	750mm c/s
Viburnum x burkwoodii	300-400mm	3L	600mm c/s

- PROPOSED CLIMBERS - To fence lines

Species	Supply Size	Pot Size	Spacing
Clematis montana	400-600mm	3L	600mm cts
Clematis vitalba	400-600mm	3L	600mm cts
Hedera helix 'Hibernica'	400-600mm	2L	600mm cts
Lonicera periclymenum	400-600mm	3L	600mm cts

PROPOSED LOW GROUNDCOVER PLANTING
(300mm depth of topsoil onto 300mm depth subsoil)
Ultimate plant height is below 1m.

Species	Supply Size	Pot Size	Spacing
Choisya 'Aztec Pearl'	300-400mm	3L	500mm c/s
Cotoneaster dammeri 'Coral Beauty'	400-600mm	3L	500mm c/s
Escallonia 'Apple Blossom'	400-600mm	3L	500mm c/s
Euonymus fortunei 'Emerald Gaiety'	200-300mm	3L	450mm c/s
Hebe pinguifolia 'Sutherlandii'	200-300mm	3L	500mm c/s
Hedera helix 'Hibernica'	400-600mm	2L	400mm c/s
Lonicera nitida 'Maygreen'	300-400mm	2L	600mm c/s
Persicaria affine 'Darjeeling Red'	200-300mm	2L	450mm c/s
Potentilla dahurnica 'Abbotswood'	200-300mm	3L	500mm c/s
Rosa 'Kent'	300-400mm	3L	450mm c/s
Viburnum davidii	200-300mm	3L	450mm c/s
Weigela florida 'Foliis Purpureis'	400-600mm	3L	600mm c/s

PROPOSED THICKET MIX PLANTING
(300mm depth of topsoil onto 600mm depth subsoil)

Where woodland or thicket is planted next to a hard surface/kerb/fence, it should be positioned 1m from the edge.

Transplants planted in groups of 7-15 of the same species on a 1.0m grid.

%	Species	Common Name	Size	Age	Root/Pot Size
15%	Corylus avellana	Hazel	600-800mm	1+1	OG
25%	Crataegus monogyna	Hawthorn	600-800mm	1+1	OG
10%	Ilex aquifolium	Holly	600-800mm	2L	OG
15%	Ligustrum vulgare	Privet	600-800mm	1+1	OG
10%	Prunus spinosa	Blackthorn	600-800mm	1+1	OG
10%	Salix caprea	Goat willow	600-800mm	1+0	OG
10%	Taxus baccata	Yew	600-800mm	2L	OG
5%	Viburnum opulus	Guelder Rose	600-800mm	1+1	OG

PROPOSED WILDFLOWER GRASS SEED AREAS
(Cultivated subsoil to a depth of 300mm)

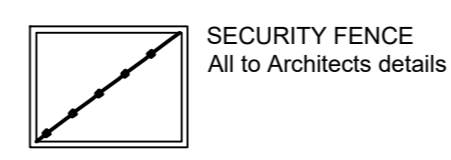
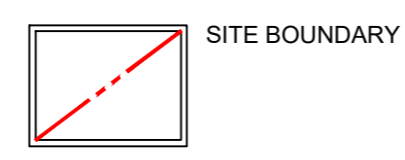
PROPOSED INDIGENOUS HEDGEROW
(300mm depth of topsoil onto 600mm depth subsoil)
Planted at 450mm centres in a double staggered row. Rows to be 500mm apart.

%	Species	Common Name	Size	Age	Root
10%	Acer campestre	Field Maple	600-800mm	1+1	OG
45%	Crataegus monogyna	Hawthorn	600-800mm	1+1	OG
10%	Corylus avellana	Hazel	600-800mm	1+1	OG
10%	Ilex aquifolium	Holly	600-800mm	2L	OG
10%	Prunus spinosa	Blackthorn	600-800mm	1+1	OG
5%	Rosa canina	Dog Rose	600-800mm	1+1	OG
10%	Taxus baccata	Yew	600-800mm	2L	OG

PROPOSED FORMAL NATIVE HEDGEROW
(300mm depth of topsoil onto 300mm depth subsoil)
Planted at 450mm centres in a double staggered row. Rows to be 500mm apart.

Species	Size	Pot Size
Carpinus betulus	1000-1250mm	3L

PROPOSED CLOSE MOWN GRASS AREAS
(150mm depth of topsoil onto 150mm depth subsoil)



REV NOTE _____ DATE AUTH _____

BCA BARRY CHINN
associates
Landscape Architects

CLIENT
BRIDGE INDUSTRIAL

PROJECT
BRIDGE POINT, UXBRIDGE

DRAWING
LANDSCAPE CONCEPT PLAN

CONTRACT	2212-21	DRG NO.	02
DATE	17-10-21	DRAWN	
ISSUE	Planning	CHECKED	MB
SCALE	1:500	ORIG SHEET	A2
CAD FILE	2212-21-02 - Landscape Concept Plan.dwg		

Barry Chinn Associates Ltd, Herbury Road, Deppers Bridge, Southam, Warwickshire, CV47 2SZ
Tel: +44 (0)1926 614031 Email: gen@bca-landscape.com Website: www.bca-landscape.com