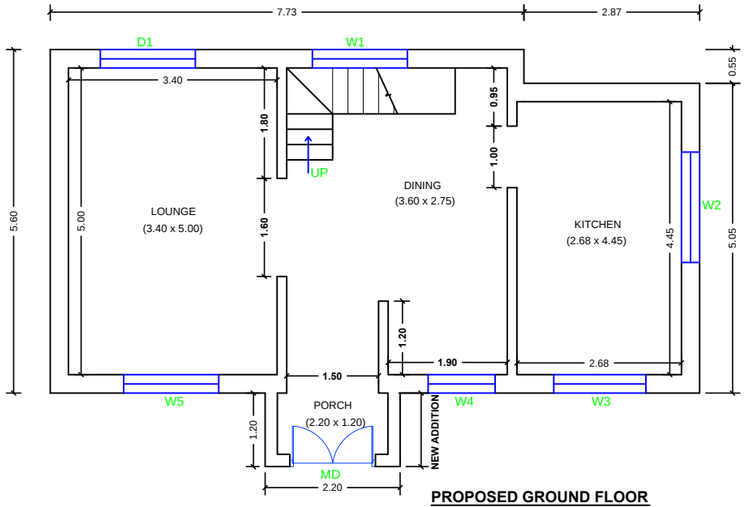

PROPOSED GROUND FLOOR

SCALE :- 1:100

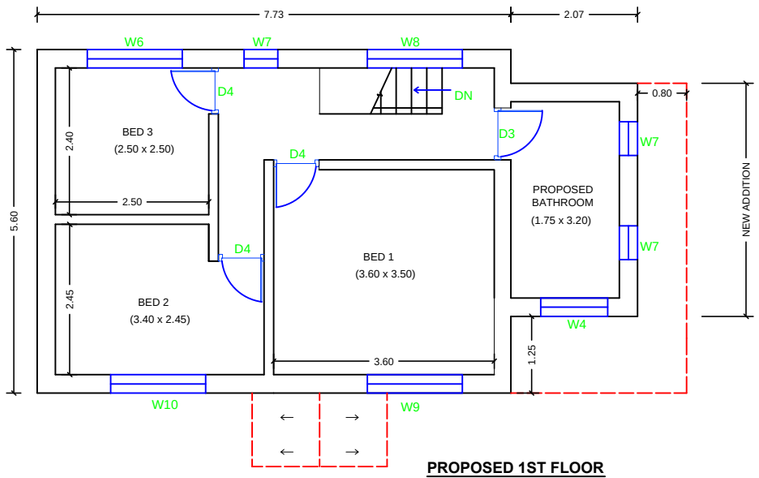

PROPOSED 1ST FLOOR

SCALE :- 1:100

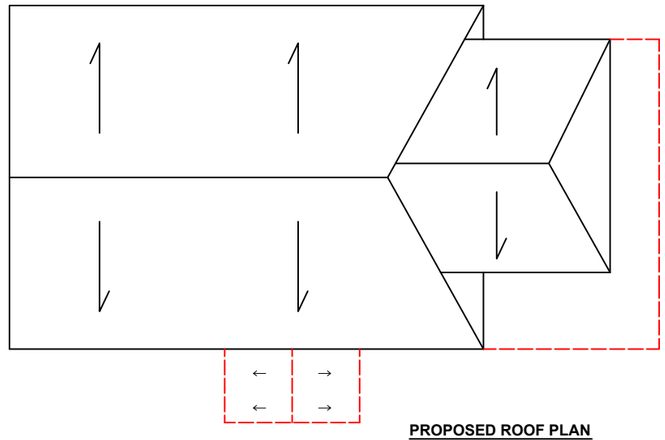

PROPOSED ROOF PLAN

SCALE :- 1:100

PROPOSED FRONT ELEVATION

SCALE :- 1:100

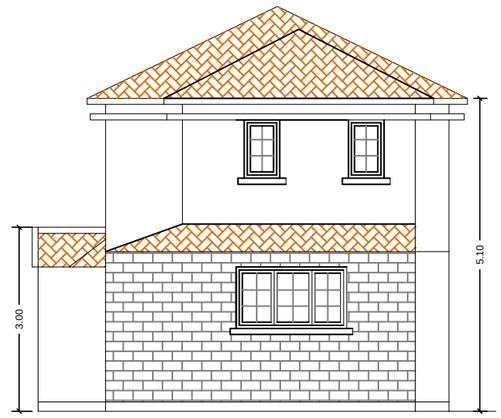

PROPOSED EAST ELEVATION

SCALE :- 1:100

PROPOSED BACK ELEVATION

SCALE :- 1:100

SCHEDULE OF DOORS/WINDOWS		SCHEDULE OF DOORS/WINDOWS	
TYPE	SIZE	TYPE	SIZE
MD	1.40 X 2.10	W4	1.10 X 1.00
D1	1.55 X 2.05	W5	1.55 X 1.25
D2	0.90 X 2.10	W6	1.55 X 0.95
D3	0.85 X 2.05	W7	0.55 X 1.00
D4	0.75 X 2.05	W8,W9,W10	1.55 X 0.95
W1	1.55 X 1.00	W11	1.18 X 0.95
W2	1.80 X 0.95		
W3	1.50 X 1.00		

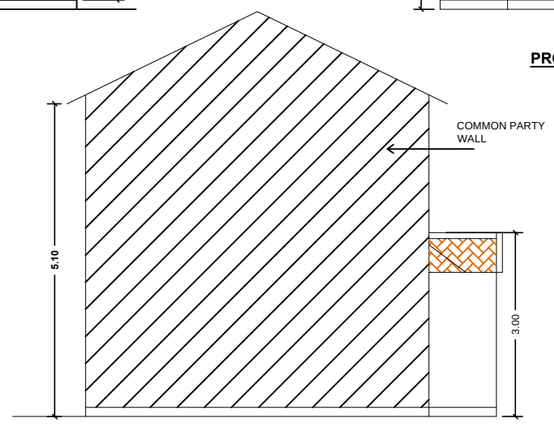

PROPOSED WEST ELEVATION

SCALE :- 1:100

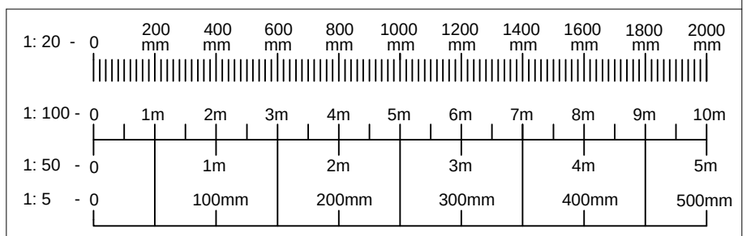

N

REV	DESCRIPTION	DATE

BRIDGES & BUILDINGS

DRAWING TITLE : PROPOSED PLANS

DATE : | STATUS : | PLAN & ELEVATION

PROJECT DETAILS : PROPOSED EXTENSION/ADDITION TO EXISTING HOUSE

SITE ADDRESS : 1 SOUTH ROAD, WEST, DRAYTON

PROPOSED RESIDENCE

ALL DIMENSIONS ARE IN METERS

OWNER NAME : MR. VIJESH MOTE

DATE : 01.11.2019 | SCALE : 1:100 | PAPER SIZE : A3

DRAWN BY: S.K

CHECKED BY: S.D

DRAWING NUMBER : 08/AP/2019/VM

REV. 02