

V - Design

Website: V-Design CAD Services Ltd
Email Address: info@vdesigncad.co.uk

IMPORTANT NOTES:

Dimensions to be verified on site
DO NOT SCALE FROM THIS DRAWING.
Any areas indicated on this drawing are for guidance only.
No responsibility is taken for their accuracy.

This drawing is the property of **V-DESIGN CAD Services Ltd** Copyright is reserved by them and the drawing is issued on the condition that it is not copied, reproduced, retained or disclosed to any unauthorized person, either wholly or in part without the consent in writing of **V-DESIGN CAD Services Ltd**

Email: vishal.p@vdesigncad.co.uk Mobile: 07971083395

PROJECT:

31 Yeading Fork,
Hayes,
UB4 9DQ

CLIENT:

LEGENDS:

EXISTING:	PROPOSED:
Existing Wall	Proposed Wall
Internal Wall	Internal Wall
Site Boundary	Site Boundary
Windows	Windows
Doors	Doors

Drawing Title:

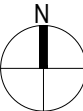
Block and Location Plans

Scale: 1:500, 1:1250 Paper Size: A3

REVISION/ COMMENTS :

No:	Comments:	Date:

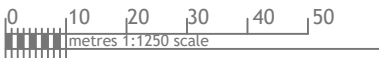
Drawn By: JM
Job Ref: 24141
Date: Jan 2025
Drawing No. LW - 01




Block Plan



Site Location





V - Design

Company: V-Design CAD Services Ltd
Website: www.vdesigncad.co.uk
Email Address: info@vdesigncad.co.uk
Tel : +44 20 3488 4890
Mobile: +44 7312015617













IMPORTANT NOTES:

Dimensions to be verified on site
DO NOT SCALE FROM THIS DRAWING.
Any areas indicated on this drawing are for guidance only.
No responsibility is taken for their accuracy.

This drawing is the property of **V-DESIGN CAD Services Ltd** Copyright is reserved by them and the drawing is issued on the condition that it is not copied, reproduced, retained or disclosed to any unauthorized person, either wholly or in part without the consent in writing of **V-DESIGN CAD Services Ltd**

31 Yeading Fork,
Hayes,
UB4 9DQ

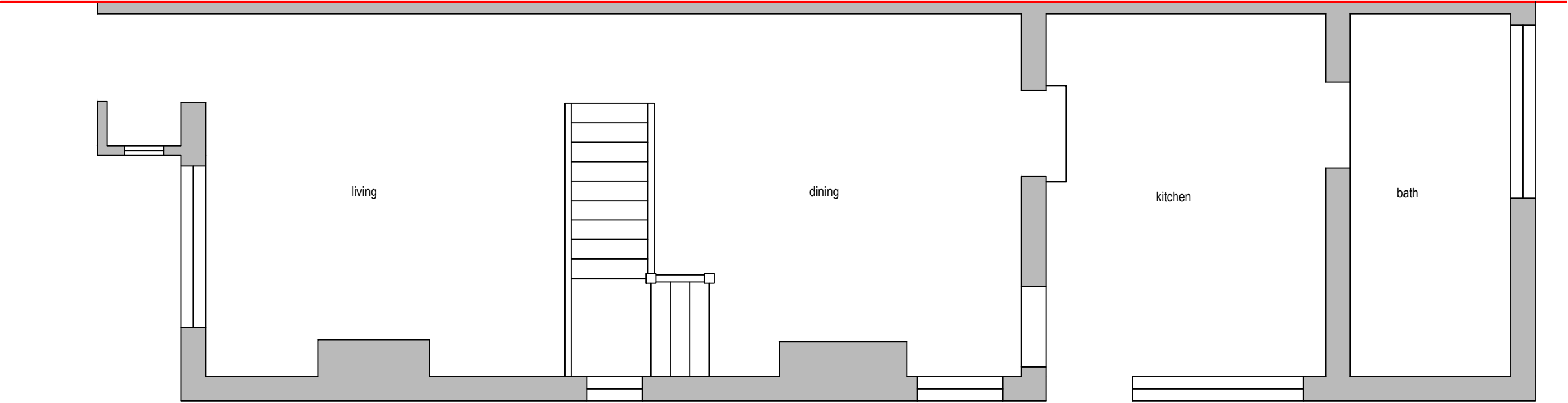
LEGENDS:

EXISTING:	PROPOSED:
Existing Wall 	Cavity Wall 
Internal Wall 	Internal Wall 
Site Boundary 	Site Boundary 
Windows 	Windows 
Doors  	Doors  

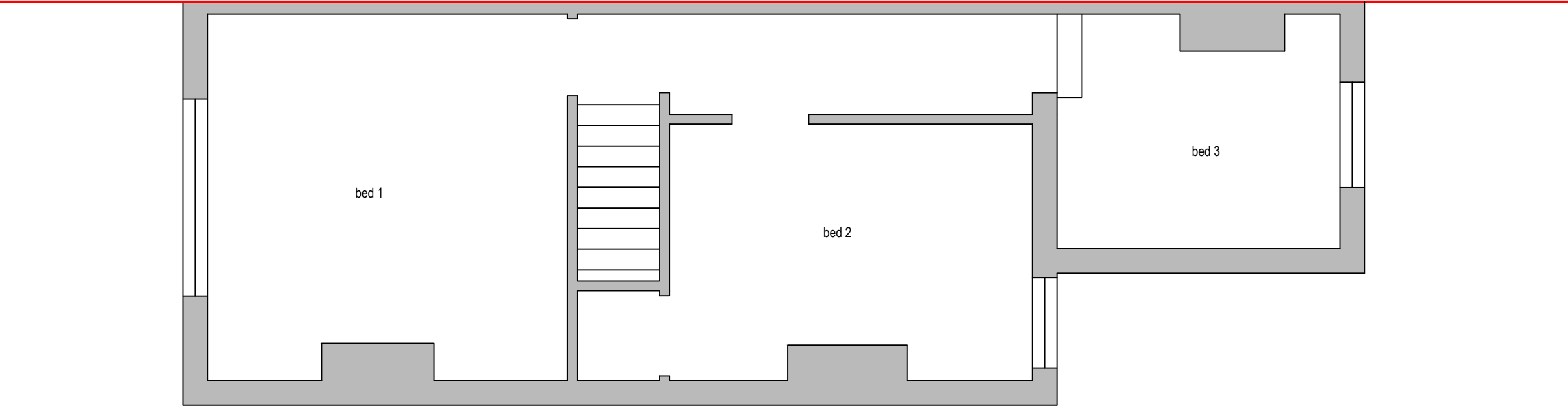
Drawing Title:	
Existing Plans	
Scale: 1:50	Paper Size: A3

REVISION/ COMMENTS :		
No:	Comments:	Date:

Drawn By:	JM
Job Ref:	24141
Date:	Jan 2025
Drawing No.	LW - 02




Existing Ground Floor Plan



Existing First Floor Plan





V - Design

Company: V-Design CAD Services Ltd
Website: www.vdesigncad.co.uk
Email Address: info@vdesigncad.co.uk
Tel : +44 20 3488 4890
Mobile: +44 7312015617

IMPORTANT NOTES:

Dimensions to be verified on site
DO NOT SCALE FROM THIS DRAWING.
Any areas indicated on this drawing are for guidance only.
No responsibility is taken for their accuracy.

This drawing is the property of **V-DESIGN CAD Services Ltd** Copyright is reserved by them and the drawing is issued on the condition that it is not copied, reproduced, retained or disclosed to any unauthorized person, either wholly or in part without the consent in writing of **V-DESIGN CAD Services Ltd**

31 Yeading Fork,
Hayes,
UB4 9DQ

LEGENDS:

EXISTING:	PROPOSED:
Existing Wall	Cavity Wall
Internal Wall	Internal Wall
Site Boundary	Site Boundary
Windows	Windows
Doors	Doors

Drawing Title:

Proposed Plans

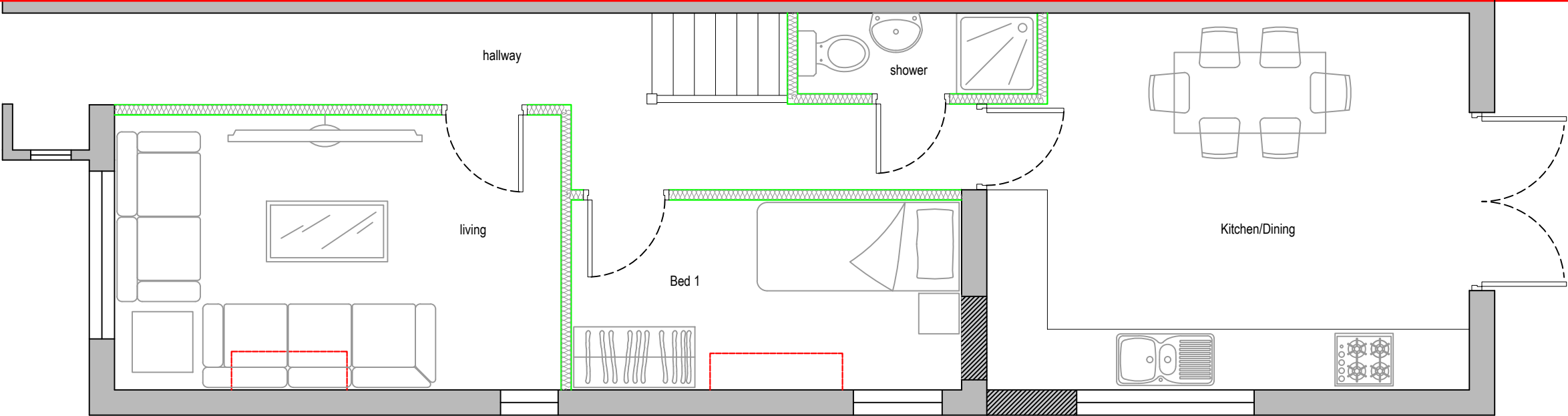
Scale: 1:50

Paper Size: A3

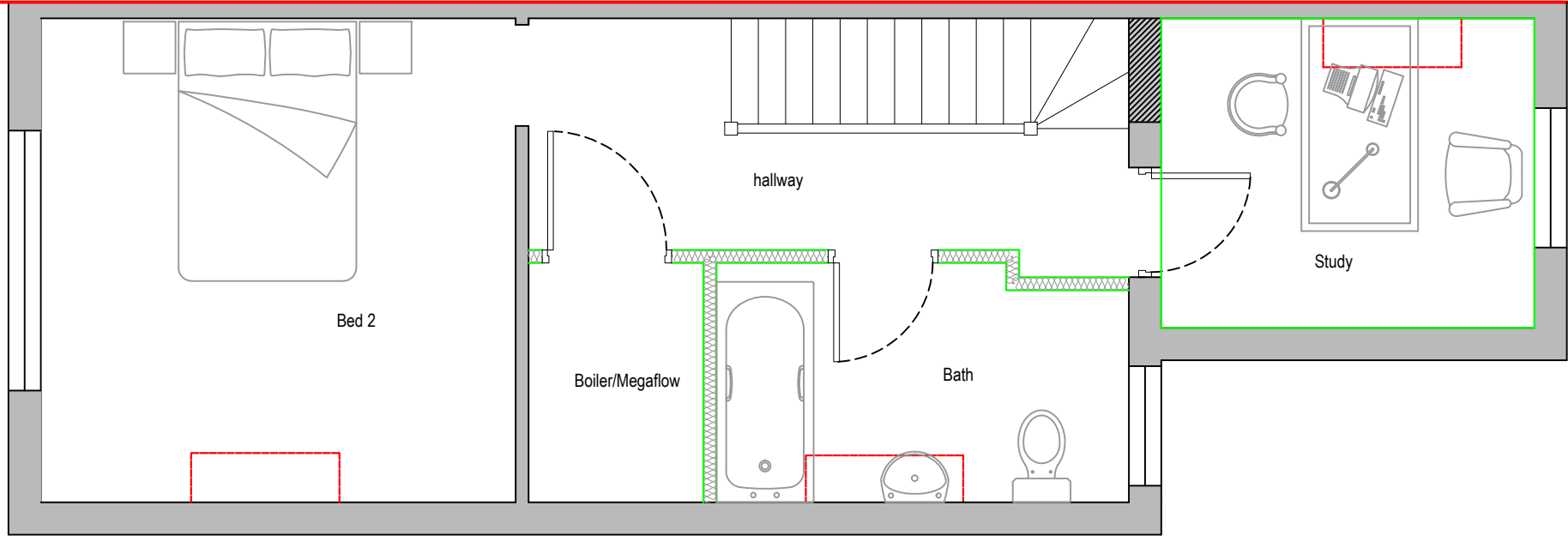
REVISION/ COMMENTS :

No:	Comments:	Date:

Drawn By: JM
Job Ref: 24141
Date: Jan 2025
Drawing No. LW - 03




Proposed Ground Floor Plan



Proposed First Floor Plan





V - Design

Company: V-Design CAD Servies Ltd
Website: www.vdesigncad.co.uk
Email Address: info@vdesigncad.co.uk
Tel : +44 20 3488 4890
Mobile: +44 7312015617













IMPORTANT NOTES:

Dimensions to be verified on site
DO NOT SCALE FROM THIS DRAWING.
Any areas indicated on this drawing are for guidance only.
No responsibility is taken for their accuracy.

This drawing is the property of **V-DESIGN CAD Services Ltd** Copyright is reserved by them and the drawing is issued on the condition that it is not copied, reproduced, retained or disclosed to any unauthorized person, either wholly or in part without the consent in writing of **V-DESIGN CAD Services Ltd**

31 Yeading Fork,
Hayes,
UB4 9DQ

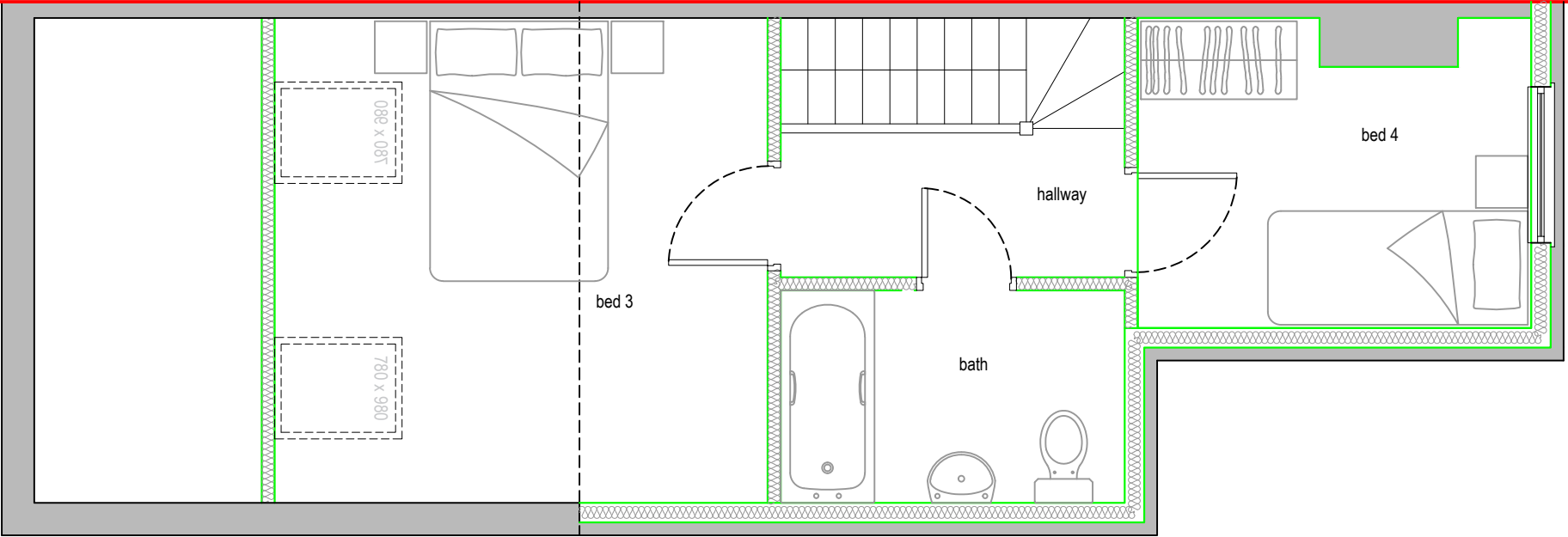
LEGENDS:

EXISTING:	PROPOSED:
Existing Wall 	Cavity Wall 
Internal Wall 	Internal Wall 
Site Boundary 	Site Boundary 
Windows 	Windows 
Doors  	Doors  

Drawing Title:	
Proposed Loft Plan	
Scale: 1:50	Paper Size: A3


REVISION/ COMMENTS :		
No:	Comments:	Date:

Drawn By: JM
Job Ref: 24141
Date: Jan 2025
Drawing No. LW - 04



Proposed Loft Plan





V - Design

Company: V-Design CAD Servies Ltd
Website: www.vdesigncad.co.uk
Email Address: info@vdesigncad.co.uk
Tel : +44 20 3488 4890
Mobile: +44 7312015617








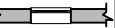


IMPORTANT NOTES:

Dimensions to be verified on site
DO NOT SCALE FROM THIS DRAWING.
Any areas indicated on this drawing are for guidance only.
No responsibility is taken for their accuracy.

This drawing is the property of **V-DESIGN CAD Services Ltd** Copyright is reserved by them and the drawing is issued on the condition that it is not copied, reproduced, retained or disclosed to any unauthorized person, either wholly or in part without the consent in writing of **V-DESIGN CAD Services Ltd**

31 Yeading Fork,
Hayes,
UB4 9DQ


LEGENDS:

EXISTING:	PROPOSED:
Existing Wall 	Cavity Wall 
Internal Wall 	Internal Wall 
Site Boundary 	Site Boundary 
Windows 	Windows 
Doors 	Doors 

Drawing Title:	
Existing Elevations	
Scale: 1:100	Paper Size: A3

REVISION/ COMMENTS :		
No:	Comments:	Date:


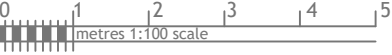
Drawn By:	JM
Job Ref:	24141
Date:	Jan 2025
Drawing No.	LW - 05



Front Elevation



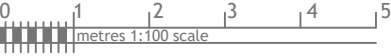
Side Elevation




Rear Elevation



Side Elevation (neighbouring)





V - Design

Company: V-Design CAD Servies Ltd
Website: www.vdesigncad.co.uk
Email Address: info@vdesigncad.co.uk
Tel : +44 20 3488 4890
Mobile: +44 7312015617











IMPORTANT NOTES:

Dimensions to be verified on site
DO NOT SCALE FROM THIS DRAWING.
Any areas indicated on this drawing are for guidance only.
No responsibility is taken for their accuracy.

This drawing is the property of **V-DESIGN CAD Services Ltd** Copyright is reserved by them and the drawing is issued on the condition that it is not copied, reproduced, retained or disclosed to any unauthorized person, either wholly or in part without the consent in writing of **V-DESIGN CAD Services Ltd**

31 Yeading Fork,
Hayes,
UB4 9DQ

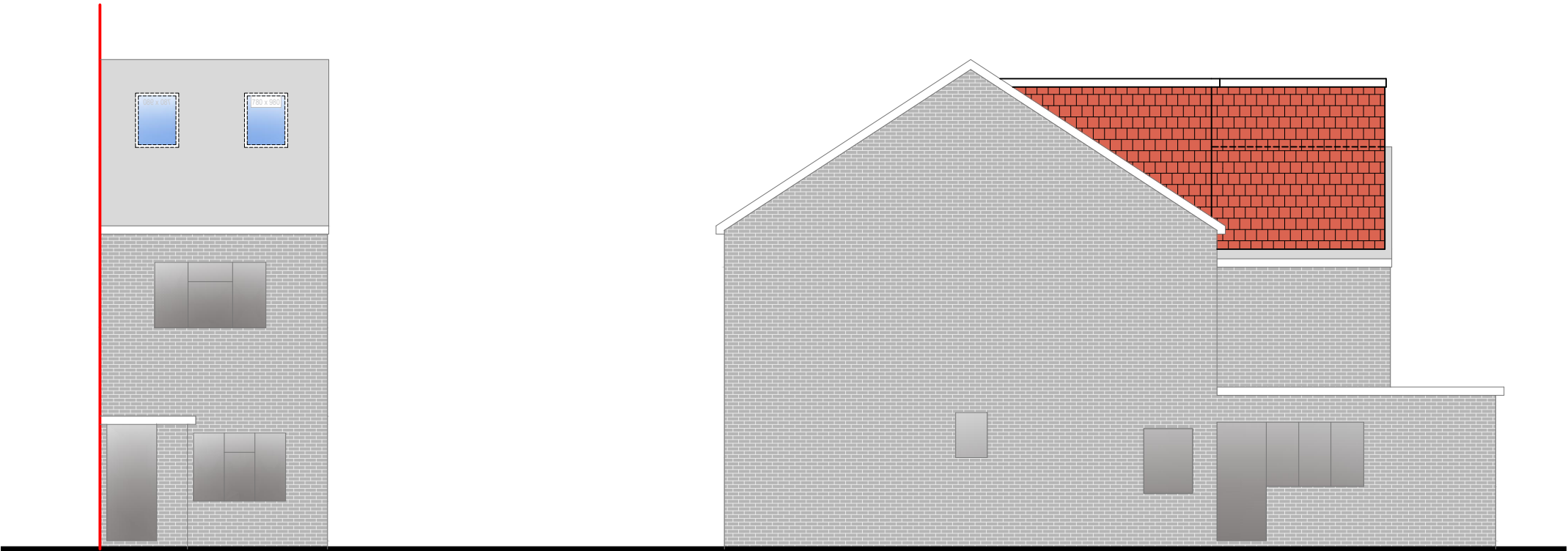
LEGENDS:

EXISTING:	PROPOSED:
Existing Wall 	Cavity Wall 
Internal Wall 	Internal Wall 
Site Boundary 	Site Boundary 
Windows 	Windows 
Doors 	Doors 

Drawing Title:	
Proposed Elevations	
Scale: 1:100	Paper Size: A3

REVISION/ COMMENTS :		
No:	Comments:	Date:

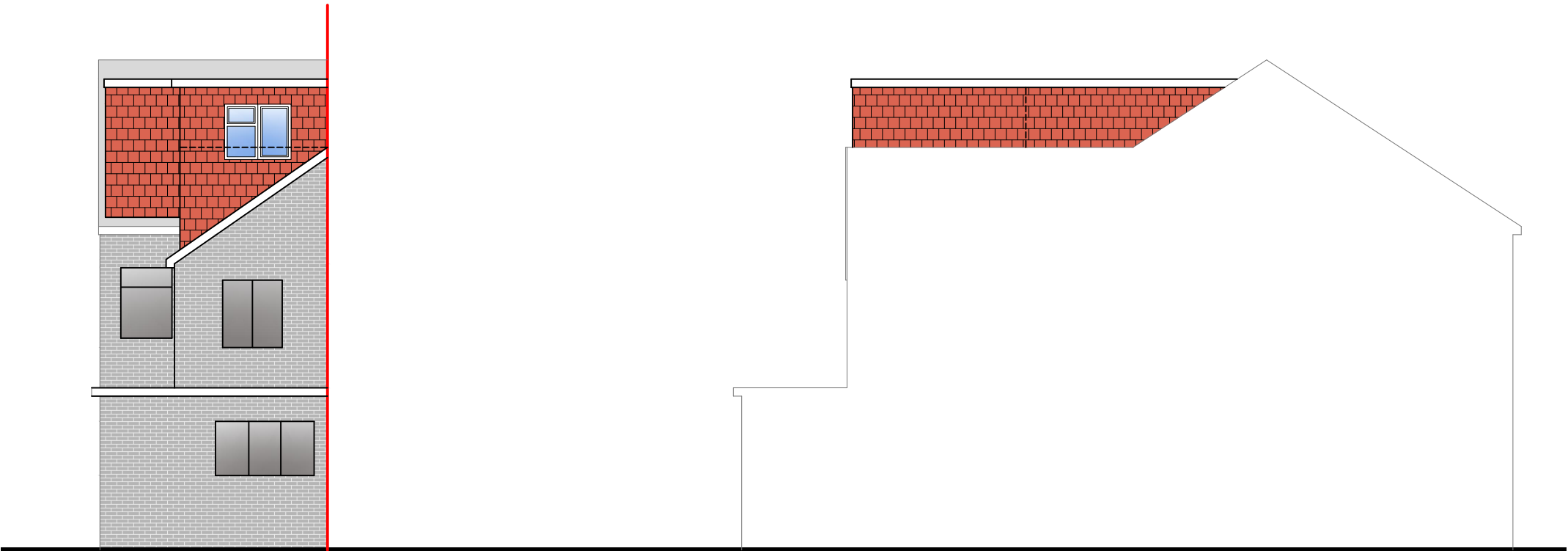
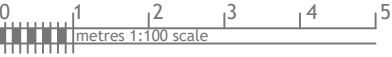
Drawn By: JM
Job Ref: 24141
Date: Jan 2025
Drawing No. LW - 06



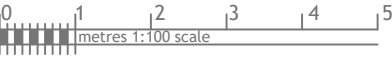
Front Elevation



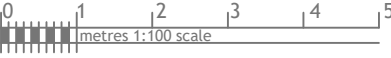
Side Elevation

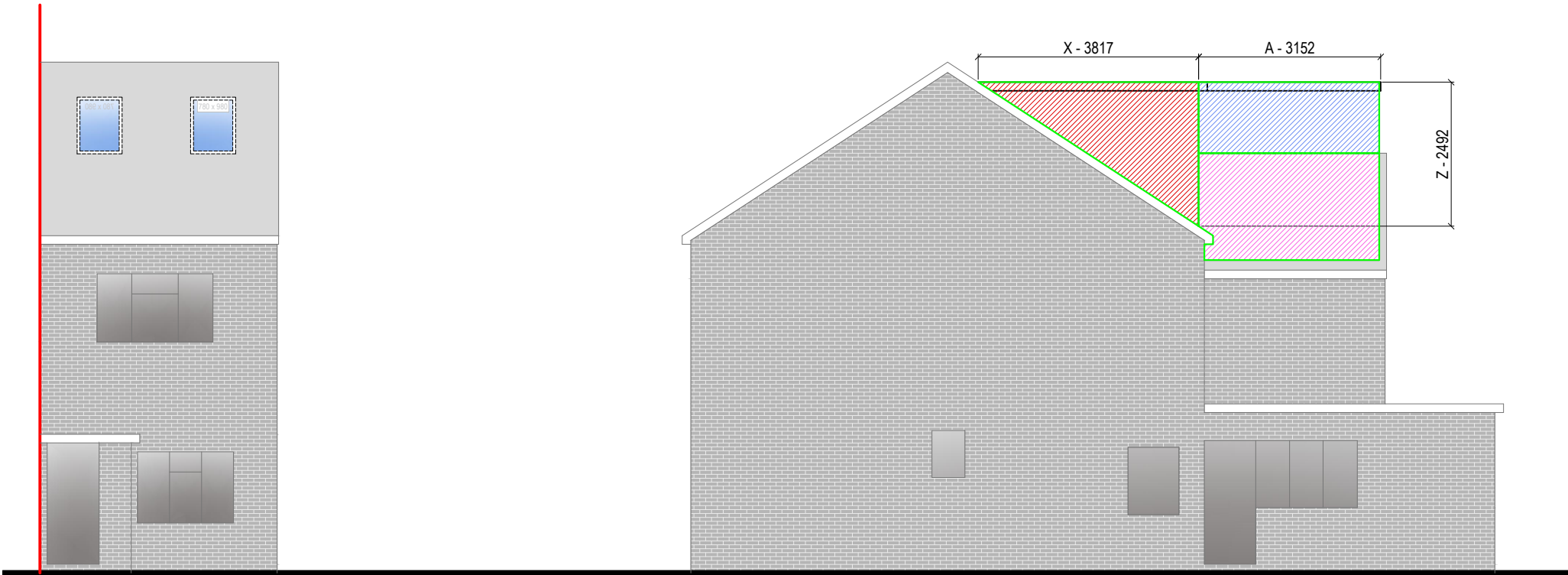


Rear Elevation



Side Elevation (neighbouring)

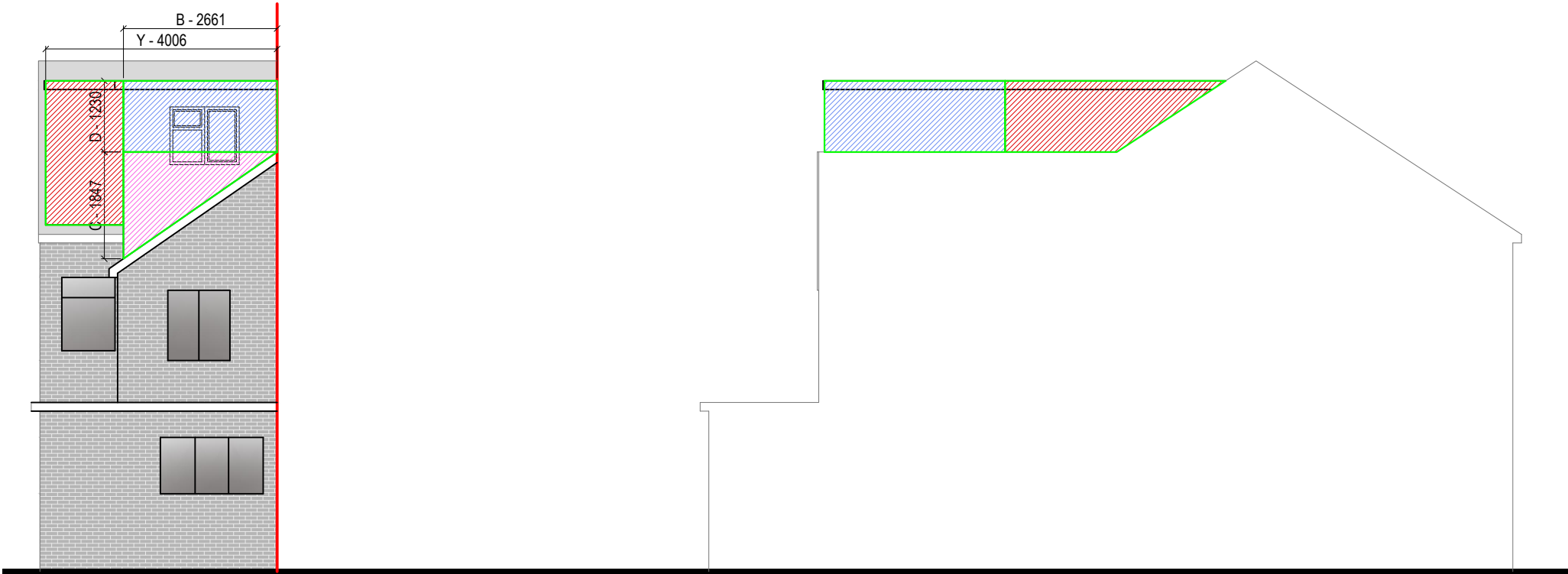
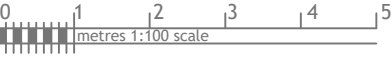




Front Elevation



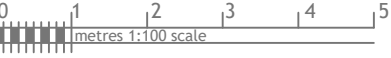
Side Elevation



Rear Elevation




Side Elevation (neighbouring)




NOTE:

Site: 31, Yeading Fork, Hayes, UB4 9DQ

Rear Dormer 1 : 

$X - 3.817 \times Y - 4.006 \times Z - 2.492 \times \frac{1}{2} = 19.05 \text{ m}^3$

Rear Dormer 2 : 

$A - 3.152 \times B - 2.661 \times C - 1.847 \times \frac{1}{2} = 7.75 \text{ m}^3$

Cube : 


$A - 3.152 \times B - 2.661 \times D - 1.230 = 10.32 \text{ m}^3$

TOTAL VOLUME: $19.05 + 7.75 + 10.32 = 37.12 \text{ m}^3$

MAX Volume Allowed for Terrace Property = 40 m^3

NOTE:

- ANY WINDOW INSERTED ON WALL OR ROOF SLOPE FORMING A SIDE ELEVATION OF THE DWELLING SHALL BE:
1. OBSECURE P GLAZED
 2. NON- OPENING UNLESS THE PARTS OF THE WINDOW WHICH CAN BE OPENED ARE MORE THAN 1.7 METERS ABOVE THE FLOOR OF THE ROOM IN WHICH THE WINDOW IS INSTALLED.



V - Design

Company: V-Design CAD Services Ltd
Website: www.vdesigncad.co.uk
Email Address: info@vdesigncad.co.uk
Tel : +44 20 3488 4890
Mobile: +44 7312015617











IMPORTANT NOTES:

Dimensions to be verified on site
DO NOT SCALE FROM THIS DRAWING.
Any areas indicated on this drawing are for guidance only.
No responsibility is taken for their accuracy.

This drawing is the property of **V-DESIGN CAD Services Ltd** Copyright is reserved by them and the drawing is issued on the condition that it is not copied, reproduced, retained or disclosed to any unauthorized person, either wholly or in part without the consent in writing of **V-DESIGN CAD Services Ltd**

31 Yeading Fork,
Hayes,
UB4 9DQ

LEGENDS:

EXISTING:	PROPOSED:
Existing Wall 	Cavity Wall 
Internal Wall 	Internal Wall  Timber Partition
Site Boundary 	Site Boundary 
Windows 	Windows 
Doors 	Doors 

Drawing Title:	
Proposed Elevations (Volume Calculations)	
Scale: 1:100	Paper Size: A3

REVISION/ COMMENTS :		
No:	Comments:	Date:

Drawn By:	JM
Job Ref:	24141
Date:	Jan 2025
Drawing No.	LW - 07