1 : 1 0 0

0 1 2 5 10 20m

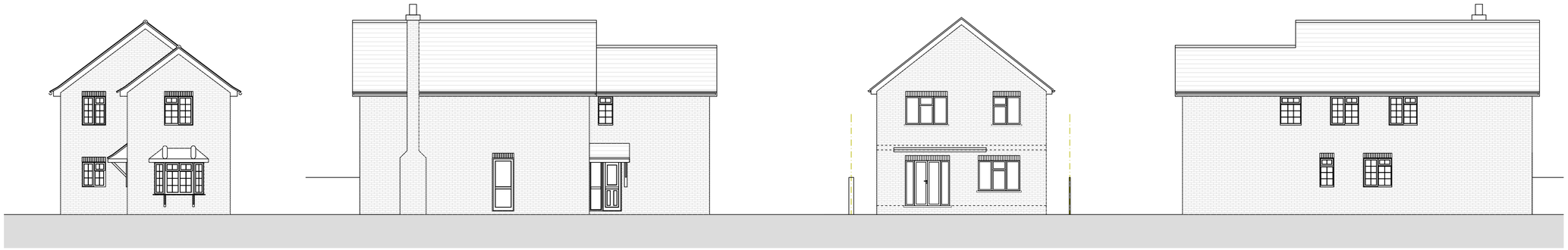

Front Elevation
1 : 5 0

Side Elevation 1
1 : 5 0

Rear Elevation
1 : 5 0

Side Elevation 2
1 : 5 0

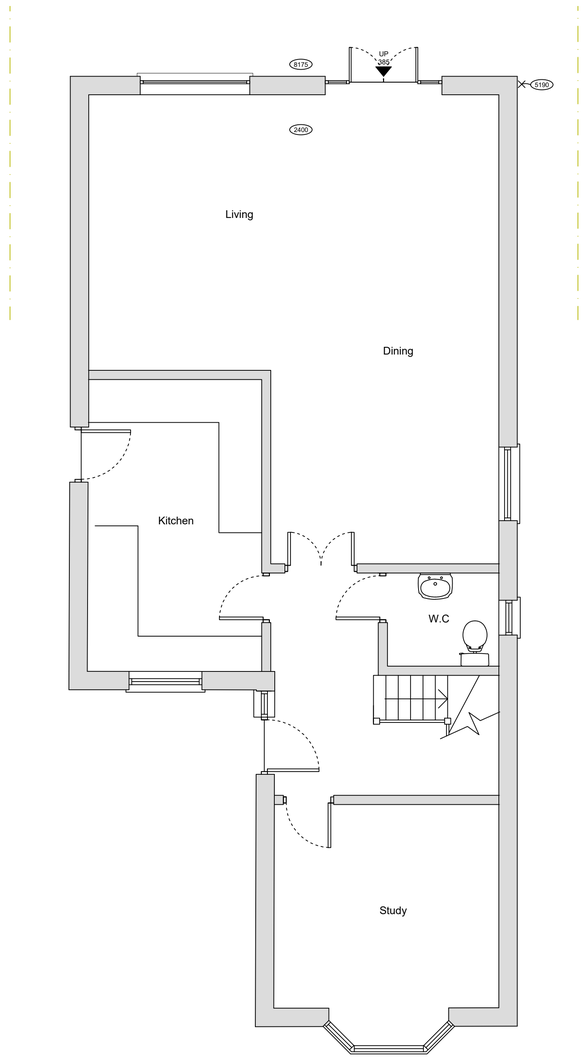

Ground Floor Plan
1 : 5 0

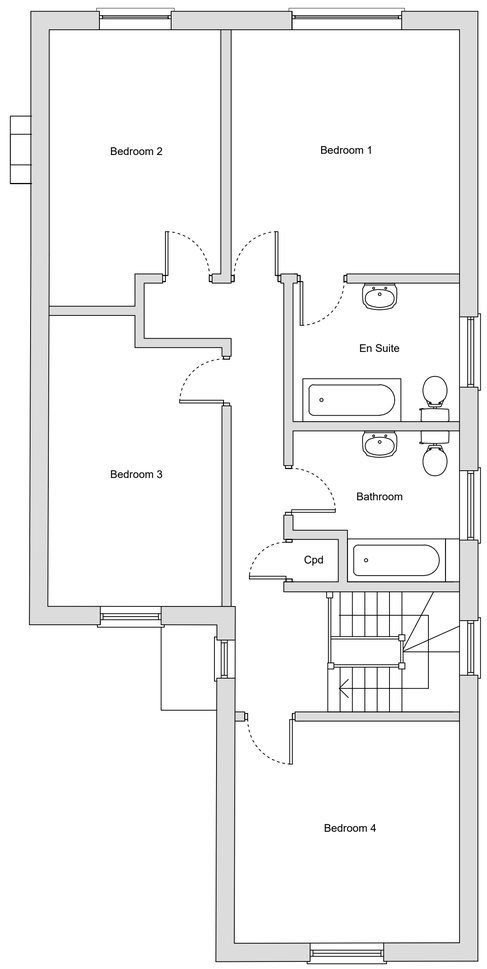

First Floor Plan
1 : 5 0

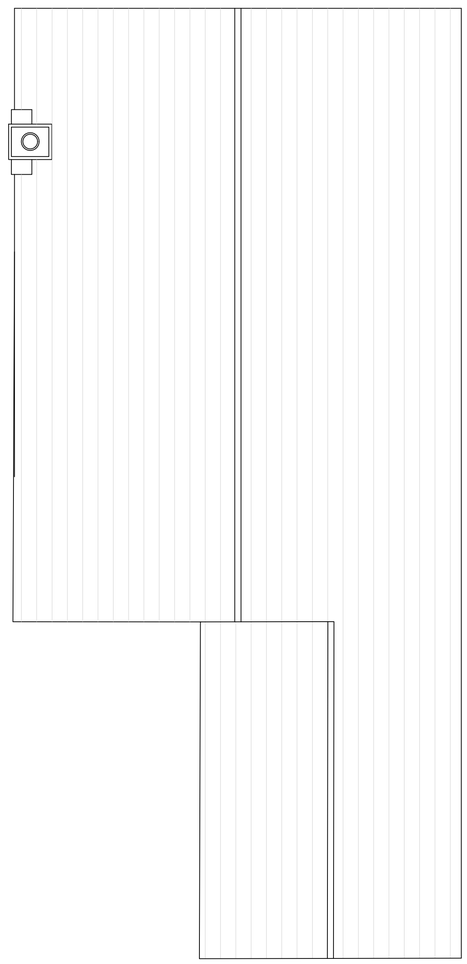

Roof Plan
1 : 5 0

1 : 5 0

0 1 2 5 10m

NOTES GENERAL:

- Work to figured dimensions and relative position only, confirm to designer
- This drawing is to be read in conjunction with all relevant drawings, detailed specifications where applicable and all associated drawings in this series (if any)
- Any discrepancy on this drawing is to be reported immediately to Oakman Architecture Ltd for clarification
- The contractor is responsible for all temporary works and for the stability of the works in progress

Revision	Date	Drawn	Designer	Checked	Approved
	24.06.21	BJS			

Revision History

OAKMAN ARCHITECTURE.

Address:
7 Denham Way
Denham
UB9 5AX

Mob : 07787 197752
E mail : benjamin@oakmanltd.com

Project Address:
161B Long Lane
Hillingdon
UXBRIDGE
UB10 9JN

Client:
Mr Hussain

EXISTING

Drawing Title:
PERMITTED DEVELOPMENT EXISTING

Drawing Number: 2069-PD-001

Scales: 1:50/1:100 @ A1

Rev. No. —