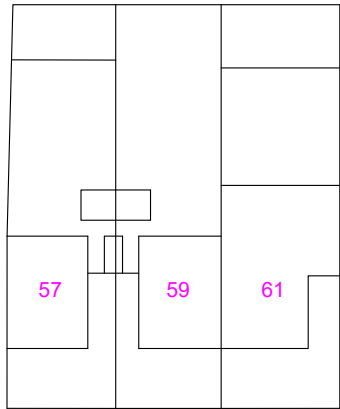
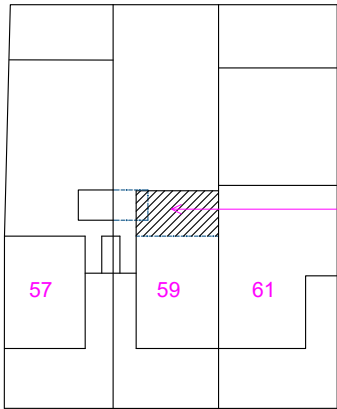


Note: This Drawing is for planning purpose and should not be used for construction.
All dimensions should be confirmed on site and any deviation should be reported back to designer.



⇐ Ash Grove ⇒

Existing Site Plan @ Scale 1:500



Proposed 3.0m
single storey rear
extension

⇐ Ash Grove ⇒

Proposed Site Plan @ Scale 1:500



Location Plan @ 1:1250

Proposed Development:
Single Storey Rear & Loft Extensions

Site Address:
59 Ash Grove
Harefield
UB9 6EY

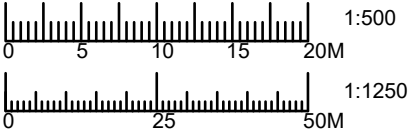
Revisions:

Rev	Date	Description
A	20/06/2023	

Drawing Description:
Site plan & Location Plan

Drawing No:
ART/2023/PD59AG/SPLP

Scale: 1:500, 1:1250
Paper Size: A3
Sheet No: 6 of 6



ART CONSULTANTS (UK) LTD
113 LONG LANE
STANWELL
TW19 7AL
M:07960071377
E: ARTCONSULTANTSUK@GMAIL.COM