© This drawing is the property of Oxbridge Design and Detailing Services Ltd. Copyright is reserved by them and is issued on the condition that it is not copied or disclosed by or to any unauthorised persons without the prior consent in writing. All dimensions to be checked on site any discrepancies must be reported to Oxbridge Design and Detailing Ltd. prior to undertaking of any relevant works. Written dimensions to be followed in preference to scaled dimensions and all figured dimensions are millimetres unless otherwise stated.

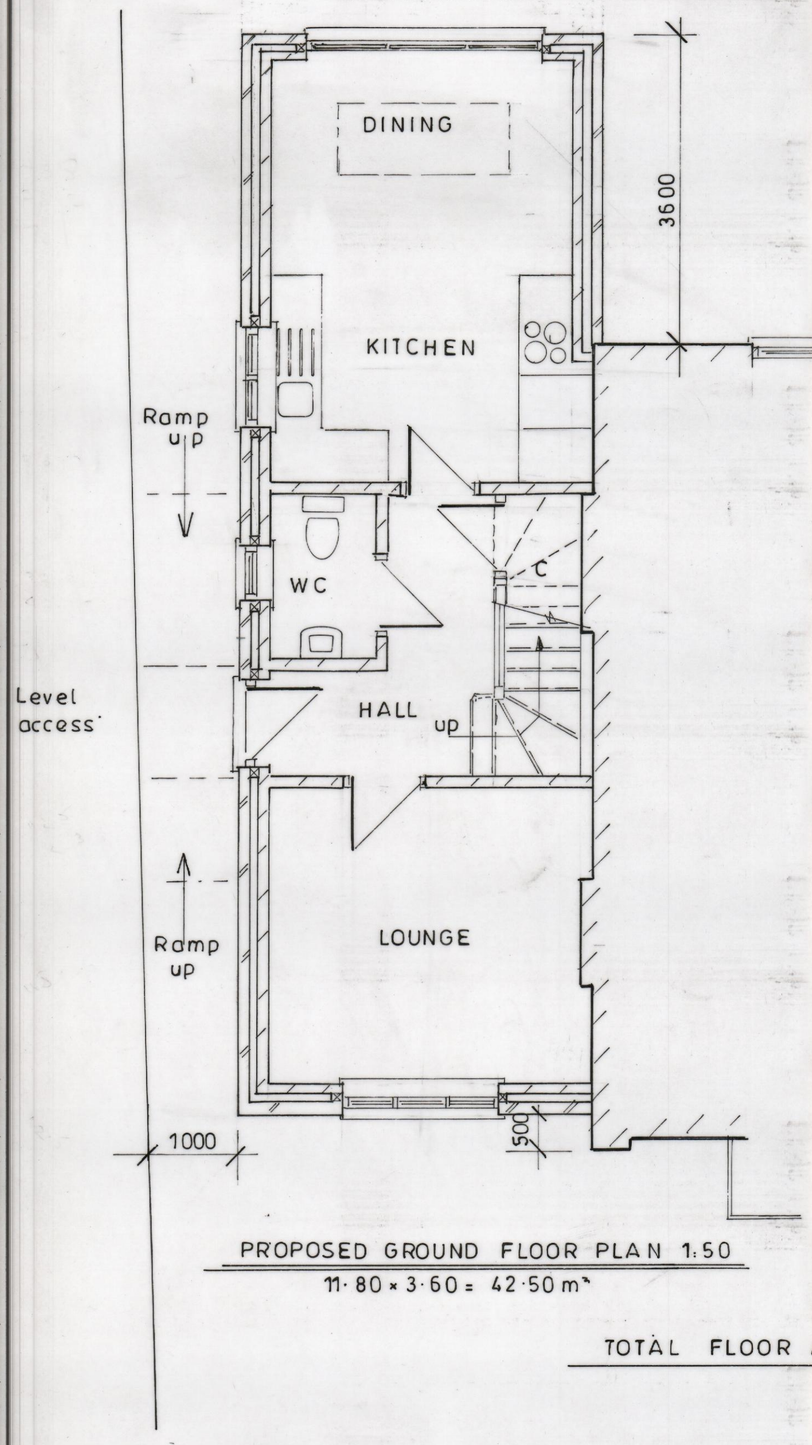

PROPOSED GROUND FLOOR PLAN 1:50

11·80 × 3·60 = 42·50 m²

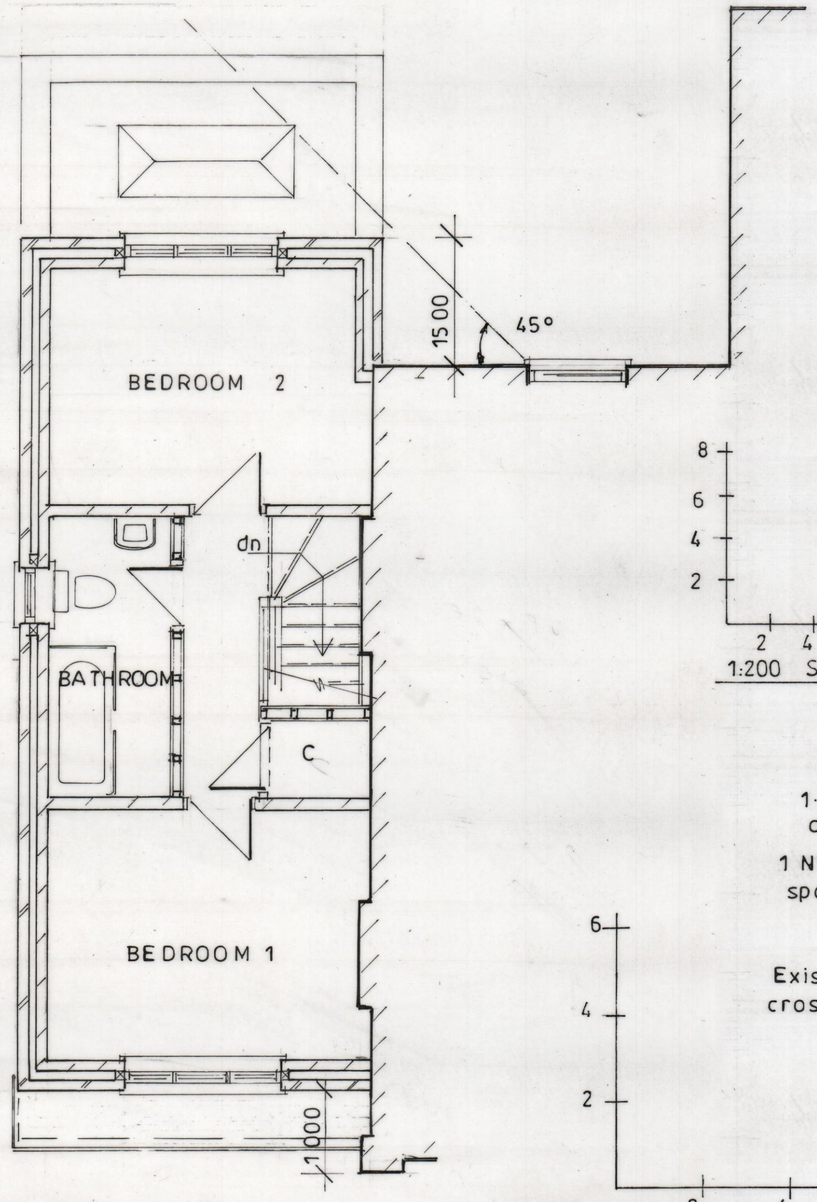

PROPOSED FIRST FLOOR PLAN 1:50

9·20 × 3·60 = 33·10 m²

TOTAL FLOOR AREA 42·50 + 33·10 = 75·60 m²

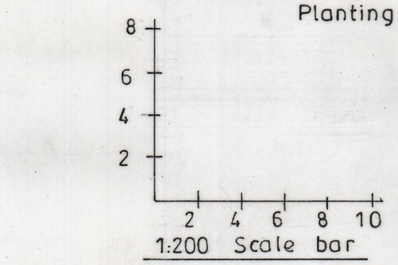

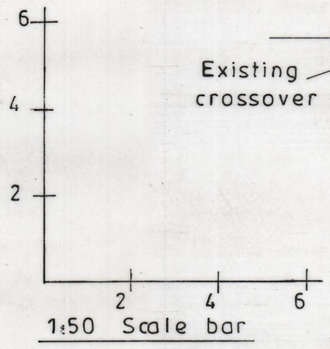

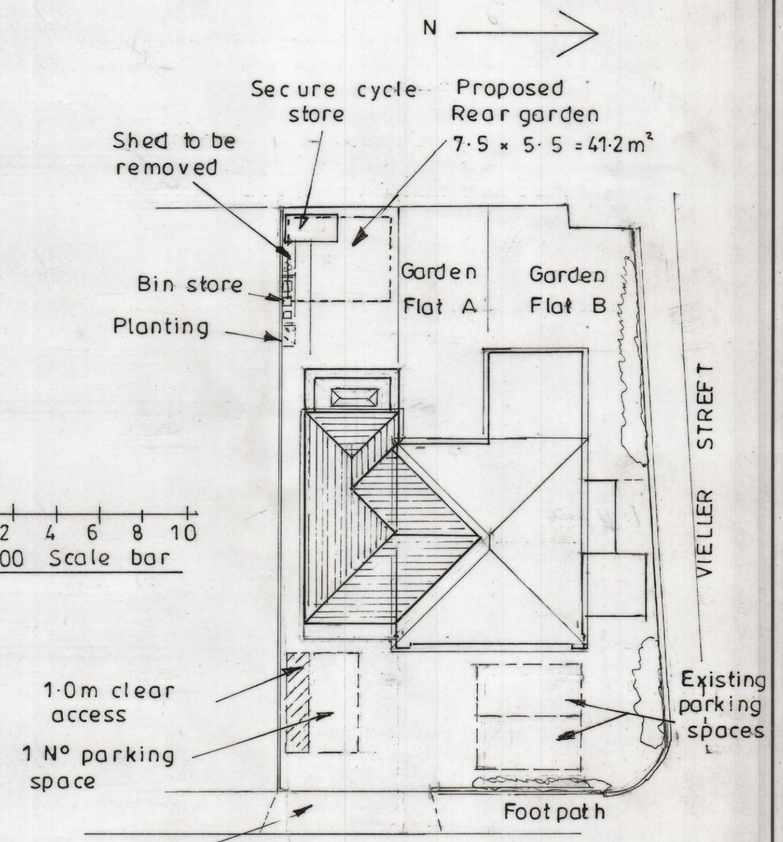

PROPOSED BLOCK PLAN 1:200

REV	DATE	DRAWN BY	DESCRIPTION
A	JUL 23	DW	BLOCK PLAN REVISED

Oxbridge Design
& DETAILING SERVICES
The Studio, at 114 High Street, Chalgrove, OX44 7ST
T. 01895 255791
E. info@oxbridgedesign.co.uk
W. www.oxbridgedesign.co.uk

CLIENT: MR P CARACO

PROJECT: 8 CLEVELAND ROAD UXBRIDGE UB8 2DW

TITLE: PROPOSED FLOOR PLANS AND BLOCK PLAN

DATE	SCALE	DRN	DRG NO	REV	SIZE
OCT 22	1:50 1:200	DW	22/106/02	A	A2

SCALE 1:100 — 0m, 2m, 4m, 6m, 8m