FORTERRA

THE ORIGINAL
LONDON
BRICK

Regency

Regency

Manufactured to BS EN 771-1

Brick type
Category II, U, Clay Masonry Unit

Standard work size
215 x 102.5 x 65mm

Dimensional tolerances
Tolerance category: T2
Range category: R1

Compressive strength
≥ 25N/mm²

Water absorption
≤ 23%

Durability
F1

Active soluble salts content
S2

Configuration
Frogged 15-20% Voids

Dry weight per brick
1.95kg

Pack Size
390

Factory
Whittlesey

BES 6001
Responsible Sourcing
www.greenbooklive.com

Disclaimer: The reproduction of colours and textures is only as accurate as the printing process will allow. Photographic samples should be used when shortlisting products but we advise that an actual sample should be seen before ordering.

FORTERRA

222 Peterborough Road
Whittlesey
Cambridgeshire
PE7 1PD

Sales 0330 123 1017
Technical 0330 123 1018
Fax 01733 206040
forterra.co.uk

Best practice brick handling

Make life easier with these simple tips which can save you time and money on your build.

Blending bricks

Bricks should be loaded-out from a minimum of 3 packs and it is advisable to draw from the packs in vertical rather than horizontal slices. Doing this helps avoid colour patchiness or banding in the brickwork.

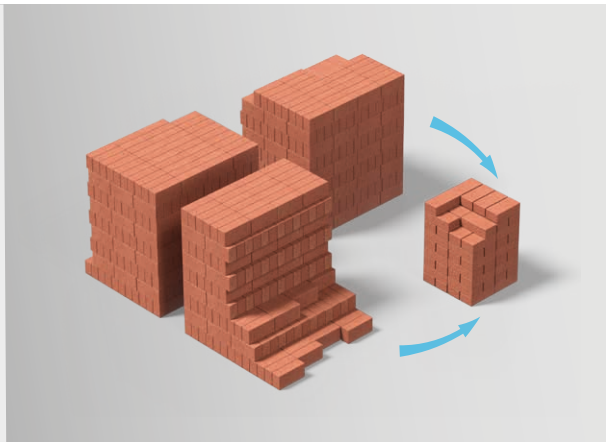

Brick storage

Bricks should be stored on a level, free-draining surface that is protected from the elements. Polythene wrapping provides protection from the weather; if this is removed for inspection it needs to be replaced or alternative protection needs to be provided.



Protection of newly built brickwork

When work stops or is interrupted by inclement weather conditions, brickwork should be protected immediately with polythene sheeting that is held in place with a suitable fixing. If new brickwork is not protected, lime stains, efflorescence and patchy mortar colour can occur. It should also be noted that the laying of brickwork should be discontinued when the temperature falls below 3°C or when frost is imminent.

Mortar and bricklaying

Do not build at or near freezing conditions.

Lay London bricks frog upwards for maximum strength and density, and also for maximum rain penetration protection; when neither is required, as in most low-rise dwellings, bricks may be laid frog down.

General brickwork form DPC level to eaves level of domestic construction.

Internal and external from DPC to eaves: (Class M4 Designation iii) 1 : 6 Portland Cement : sand + plasticiser or 1 : 1 : 6 Portland Cement : lime : sand + plasticiser.

Note: For rendered brickwork use sulphate-resisting cement.



Protect recently constructed brickwork from inclement weather.



Batch materials in measured volumes.



Fill all joints.

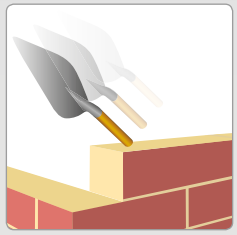

Avoid over tapping newly laid bricks.



Avoid mortar stains.



Finish mortar joints with an appropriate tool.