


Product Specification for
39 Oak Avenue, Ickenham, UB10 8LR

This document is part of the planning application submission and should be seen alongside submitted proposed drawings and design and access statement.

Doors

Loamx + Wood custom made to measure solid double glazed timber French door in RAL 8016.

Below images for reference purposes only.





✉ Send us an email

☎ 01277 353857

📍 Our showrooms

Quick Search

Search keyword(s)

Go

[About Us](#) [Sustainability](#) [Products](#) [Installation](#) [Case Studies](#) [Services](#) [News](#) [Technical](#) [Contact](#)

[Home](#) » [French Doors](#)

Made to Measure Solid Double Glazed Timber French Doors

As experienced experts in the manufacture and installation of solid timber framed French doors, we understand their potential for specific buildings. Our French door installations have been incorporated for Period, conservation, listed properties and on new build projects throughout Greater London, the South East of England and various towns and cities across the UK.

We create wooden French doors that are traditional in appearance yet deploy modern insulation and improved sound insulation with acoustic glass as an option. We construct our French doors exactly to our clients' specifications, seamlessly blending into their property.

Our beautiful made-to-order timber French doors are ideal for [conservation areas](#) and [new build projects](#). The wooden doors are supplied with espagnolette locking, latch, mortice deadlock and door handles. Our French doors are available in hardwood or softwood options and are factory hung on hi-load off hinges with hinge bolts as standard. Operating and slave leaf provided with handles and espagnolette locking.



Standard Specification

- Open out as standard with right hand leaf opening in first. Open in optional
- FSC® Chain of Custody certified timber as standard
- Factory Hung on Nico 3D adjustable hinges with espagnolette locking, latch and mortice dead lock
- Factory double glazed 4/16/4tough/tough love argon fill to meet Part L
- 1.4 W/m2K whole product U Value
- Elegant 20mm wide ovolo glazing bar if required
- Insulated panels to meet part L of the building regulations if required
- Raised & Fielded panels as standard with other options available.
- Internally glazed providing a secure anti-burglar solution
- Glazing fully sealed with silicon both internally and externally
- Engineered European Redwood with a hardwood cill
- White frame and door RAL 9010 with stained mahogany cill
- Polished Chrome door handle and locking cylinder
- Fully weather-stripped for thermal and acoustic performance
- CE Marked EN 14351-1 + A1:2010
- Performance Tested BS6375 Parts 1,2 and 3
- Security Tested PAS24:2016
- Please speak to us to discuss alternative options

General Options

Our timber windows and doors are made-to-order so please contact us to discuss any option that you require.

- Factory double glazed 4/14/6 tough/laminated lowe argon fill to meet Part L
- Hardwood Sapele, Engineered Larch or Oak
- RAL Colour of your choice
- Stained or a dual finish
- Mobility threshold
- Hinged open in or out

Ironmongery

PLEASE NOTE NON STANDARD (OPTION) IRONMONGERY WILL INCREASE COST AND EXTEND THE DELIVERY PERIOD. PLEASE DECIDE ON YOUR REQUIREMENTS PRIOR TO PLACING AN ORDER.



[VIEW ALL IRONMONGERY](#)

Options & Downloads

- [DOWNLOAD KC FRENCH DOORSET PDF](#)
- [DOWNLOAD FRENCH DOOR OPEN OUT PDF](#)
- [DOWNLOAD FRENCH DOOR OPEN IN PDF](#)
- [DOWNLOAD U-VALUE CALCULATION CERTIFICATE PDF](#)
- [PERFORMANCE](#)



Obscure Glass Options




[VIEW ALL OBSCURE GLASS OPTIONS](#)

Windows

Loamx + Wood custom made to measure wooden flush casement windows in RAL 8016.

Below images for reference purposes only.





- Send us an email
- 01277 353857
- Our showrooms

Quick Search

Search keyword(s)

Go

[About Us](#) [Sustainability](#) [Products](#) [Installation](#) [Case Studies](#) [Services](#) [News](#) [Technical](#) [Contact](#)

[Home](#) » [Casement Windows](#)

Custom Made to Measure Wooden Flush Casement Windows

Our timber casement windows are traditionally detailed with a sash that fits flush with the frame and thus recreating the appealing appearance of casement windows before the introduction of storm proof casement. We can provide windows to any design that our clients' request, be a modern contemporary design and keeping with a traditional look of a period property.

We provide made-to-measure premium quality wooden casement windows supplied and fitted solely by Lomax + Wood, therefore providing a turnkey solution for all buyers of our casement windows.

These beautiful timber flush casement sashes can be operated with friction hinges or traditional butt hinges depending on the project requirements. Designed with performance and style in mind with detail paramount to producing a product that will enhance any new build or refurbishment. Factory double-glazed, fully weather-stripped with engineered timber.



Standard Specification

- Friction hinges with traditional butt hinges optional
- FSC® Chain of Custody certified timber as standard
- Factory double glazed 4/16/4tough/tough lowe argon fill to meet Part L
- Elegant 20mm wide ovolo glazing bar
- Internally glazed providing a secure anti-burglar solution and easier maintenance
- Glazing fully sealed with silicon both internally and externally
- Engineered European Redwood with a hardwood cill
- Polished Chrome key locking casement handle
- 1.2 Wlm2K whole window U Value
- Fully weather-stripped for thermal and acoustic performance
- 3 coat white factory finished spray applied micro-porous paint RAL 9010
- CE Marked EN 14351-1 + A1:2010
- Security Tested PAS24:2016
- Acoustic Performance 38db - Tested to BS EN ISO 10140-2:2010
- Performance tested to BS6375 Parts 1,2 and 3
- Please speak to us to discuss alternative options

General Options

Our timber windows and doors are made-to-order so please contact us to discuss any option that you require.

- Factory double glazed 4/14/6 tough/laminated lowe argon fill to meet Part L
- Hardwood Sapele
- Engineered Larch or Oak
- RAL Colour of your choice
- Stained or a dual finish
- Triple Glazing

Acoustic Upgrade

With today's increase in sound pollution we can offer a standard solution or made-to-order depending on your requirements. Please contact us for further details and to discuss your acoustic timber window requirements.

- Additional acoustic seals depending on product.
- 33.1 PPVB Silence laminated glass for standard acoustic upgrade.
- Made-to-order option available with testing and certification.
- Tested to BS EN ISO 10140-2:2010

Ironmongery

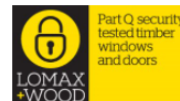
PLEASE NOTE NON STANDARD (OPTION) IRONMONGERY WILL INCREASE COST AND EXTEND THE DELIVERY PERIOD. PLEASE DECIDE ON YOUR REQUIREMENTS PRIOR TO PLACING AN ORDER.



[VIEW ALL IRONMONGERY](#)

Options & Downloads

- [DOWNLOAD FLUSH CASEMENT WINDOW PDF](#)
- [DOWNLOAD U-VALUE CALCULATION CERTIFICATE \(1\) PDF](#)
- [PERFORMANCE](#)



Obscure Glass




[VIEW ALL OBSCURE GLASS](#)

Roof lantern light

Loamx + Wood roof lanterns for ground floor kitchen and dining area, made to order in RAL 8016.

Below images for reference purposes only.





Send us an email

01277 353857

Our showrooms

Quick Search

Search keyword(s)

Go

About Us

Sustainability

Products

Installation

Case Studies

Services

News

Technical

Contact

Home » Lanterns »

Made to Measure Timber Roof Lanterns

Made-to-order bespoke timber roof lanterns

Roof lanterns can be made-to-order or from our standard range. Traditionally constructed using engineered timber, our standard timber roof lanterns can be incorporated into one of our own range of Garden rooms or your own design. The made-to-option will be designed to suit your precise requirements, adding light and impact to any room.

Standard Specification

- Engineered timber as standard
- Factory double glazed 4/16/4tough/tough lowe argon fill to meet Part L
- Engineered hardwood
- Ovolo moulded Rafters and Hips
- Fully weather-stripped for thermal performance
- 3 coat white factory finished spray applied micro-porous paint RAL 9010
- External White/ Brown Aluminium capping's
- 25 degree roof pitch
- Internal Bullnose shelf



General Options

- Self-cleaning or Solar controlled glass units
- External decorative ball finials
- Internal decorative ball Pendants
- Manual Roof Vents
- Automatic vent option with Thermostatic and Rain controller
- Decorative Internal cornice
- Alternative pitch
- Installation

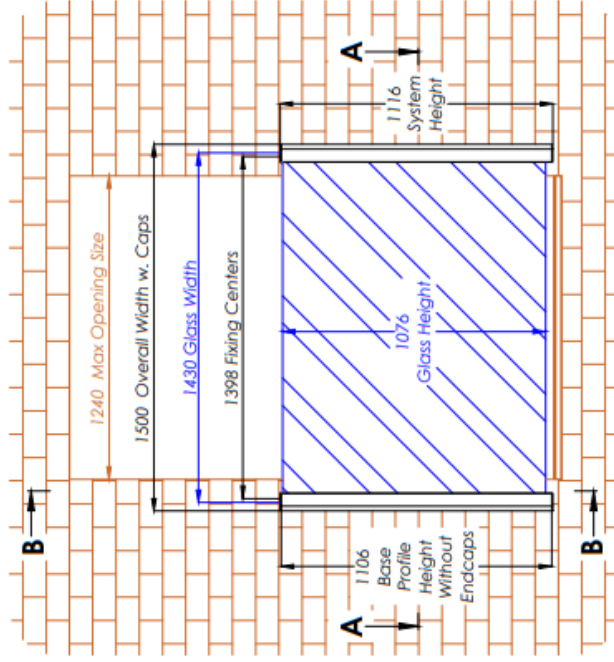
Glass Railing

Hybrid Balconette Juliet balcony glass railing.

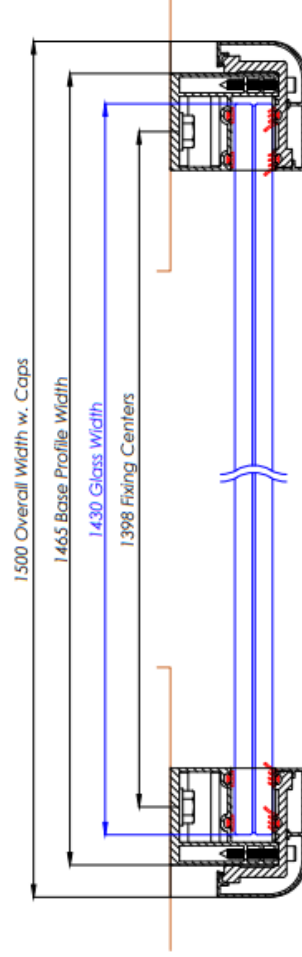


FBAL 150 - Frameless Juliet 1500mm

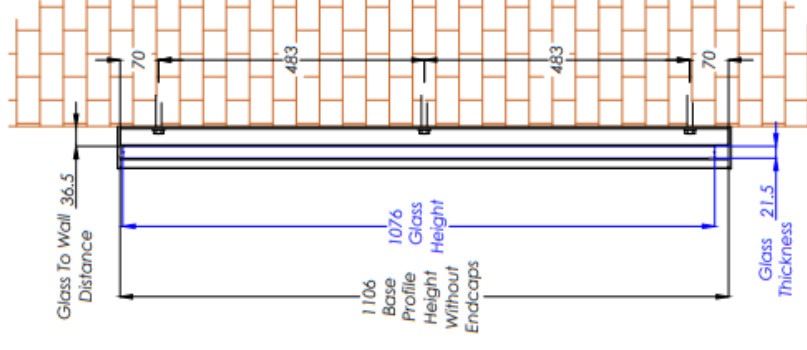
Elevation View



Section View A-A



Section View B-B



WEIGHT OF GLASS : 80Kg (APPROX)

Hybrid by **Balconette**

BALCONETTE, UNIT 6 SYSTEMS HOUSE, EASTBOURNE ROAD, BLINDLEY HEATH, SURREY, RH7 6JP
 TEL: 01342 410 411 FAX: 01342 410 412 WWW.BALCONETTE.CO.UK
 UNLESS OTHERWISE STATED ALL DIMENSIONS IN MILLIMETERS. DO NOT SCALE FROM THIS DRAWING.

Bicycle Store

The bicycle storage will take the form of a protect a cycle store. This product can accommodate up to three bikes, is secure, covered and accessible.





TEL: 01258 459441



Shopping Cart
£0.00
0 items | View Full Basket

[Protect a Cycle](#) [Product info](#) [Photos](#) [FAQs for Protect a Cycle metal bike storage](#) [Delivery](#) [Contact us](#)
[Visit Trimetals Home Page](#) [Buy online](#)



Product info

The Protect a Cycle™ has been designed and manufactured in the UK by Trimetals Ltd™ our company is recognised as Europe's leading manufacturer of quality metal buildings and has been established since 1967. Trimetals is a Lloyds Register Quality Assured company (ISO 9001).



Protect a Cycle™ Benefits

- Tested and certified by the Loss Prevention Certification Board (awarded the LPS1175 Security Rating 1).
- "Secured By Design approved - Police Preferred Specification".
- Padlocks, ground anchor and security chain included.
- Easy to use.
- Integral metal base included complete with fixings for securing to concrete.
- PVC coated galvanised panels - 25 year guarantee.
- Generous size - stores up to 3 adult bikes.
- Quality build - all stainless steel fasteners.
- Easy assembly - main components are factory assembled.
- Simple instructions - clear step by step illustrated instructions.
- Maintenance free - lasting good looks (no painting).
- Fire resistant - complies with National Building Regulations.
- Choice of colours.
- We now offer our Protect a Cycle with the option of a hinged front ramp.

Note

Protect a Cycle is designed to be bolted down onto a hard (concrete) base which must be flat and level.

Dimensions

Internal Dimensions Metric (Metres)

Height (Front)	1.09
Height (back)	1.29
Width	1.80
Depth	0.84

External Dimensions Metric (Metres)


Height	1.33
Width	1.96
Depth	0.89

[Leave a message](#)

Bin Store

The bin storage will take the form of a lotus metal bin store with triple models. This product can accommodate 3 x 240 standard litre bins, has ventilated gables and is secure, covered and accessible.





✓ Ideal to store (2x 240 standard litre bins – double version) or (3 x 240 standard litre bins -triple version) ✓ High grade 0.3mm steel and paint finish- Ventilated gables ✓ Frame and base rails made from heavy gauge galvanised steel ✓ Stable and well-balanced door opening ✓ Stable pneumatic springs for ease to open and close the lid ✓ User-friendly informative instruction manual ✓ Lockable with a padlock (padlock not included) ✓ Limited Manufacturers 15 Year Warranty

LOTUS METAL BIN STORE - ANTHRACITE GREY (DOUBLE OR TRIPLE MODELS)

From: £279.00

READ MORE

BUY NOW

Size	7x3 Triple Bin Store ▾
Anchor Bolts	Anchor Bolts for 7x3 (£10.00) ▾
Installation	Choose an option ▾ Clear

SM Deliveries and Installations

Due to the COVID19 pandemic all deliveries will typically be within 25 to 30 working days.

Installations are typically within 6 weeks of order.

Any preorders will have an anticipated delivery date of up to 28 calendar days from the date it arrives into our warehouse.

SM Garden Sheds would like to apologise for any inconvenience caused

None ▾

1

ADD TO BASKET

DESCRIPTION	ADDITIONAL INFORMATION	REVIEWS (0)
WEIGHT	43 kg	
BASE SIZE (FRONT X SIDE) - CM	See Chart Specification	
COLOUR	Anthracite Grey, Grey	
DELIVER TIME (WORKING DAYS)	Typically within 20 to 25 working days	
EAN CODE	5.06E+12	
GUARANTEE (YEARS)	15	
MAIN DOOR OPENING SIZE (HEIGHT X WIDTH) WALL HEIGHT (CM)	See Description	
OVERALL HEIGHT WALL HEIGHT (CM)	132	
NUMBER OF PACKAGES	1	
PANEL THICKNESS (MM)	0.3	
ROOF SIZE (FRONT X SIDE) - CM	See Description	
2ND DOOR OPENING SIZE (HEIGHT X WIDTH) MAIN DOOR OPENING SIZE (HEIGHT X WIDTH) WALL HEIGHT (CM)	N/A	
WALL HEIGHT (CM)	114	

Lotus Metal Bin Store – Anthracite Grey (Double or Triple Model)



The Lotus by Globel range is not just a storage solution but it also looks fantastic in any garden.

The newly developed Globel Wheelie Bin Storage Box (Double Version – 7×3 can hold 2 standard wheelie bins) (Triple Version – 7×3 can hold 3 standard wheelie bins) with a volume of 240 litres. The walls are made of 0.3 mm thick sheet steel, which is not only resistant to rust and scratch resistant, but also still looks completely elegant. The Anthracite Grey colour will match in any environment and is the perfect way to disguise your unsightly wheelie bins.

For ease of use the store includes a hinged lid and front door, allowing easy removal when emptying is required.

This product is a self assembly product and includes all of the required fixings.

The metal design makes this ideal wheelie bin storage solution for Static Caravan Parks and Holiday Parks, where restrictions may forbid wooden storage units and sheds. It also makes it a preferred choice for those who want less maintenance, as metal sheds and units do not require as much maintenance as their wooden counterparts.

Simply it's the best valued metal wheelie bin store on the market

BIN STORE SPECIFICATIONS

Nominal Size	5×3 (Double Model)	7×3 (Triple Model)
Maximum Wheelie Bin Storage	2 x 240 Litre Standard	3 x 240 Litre Standard
Roof Size	174x101cm	236x101cm
Base Size	171x95cm	233x95cm
Overall Height	132cm	132cm
Wall Height	116cm	116cm
Weight	43kg	51kg