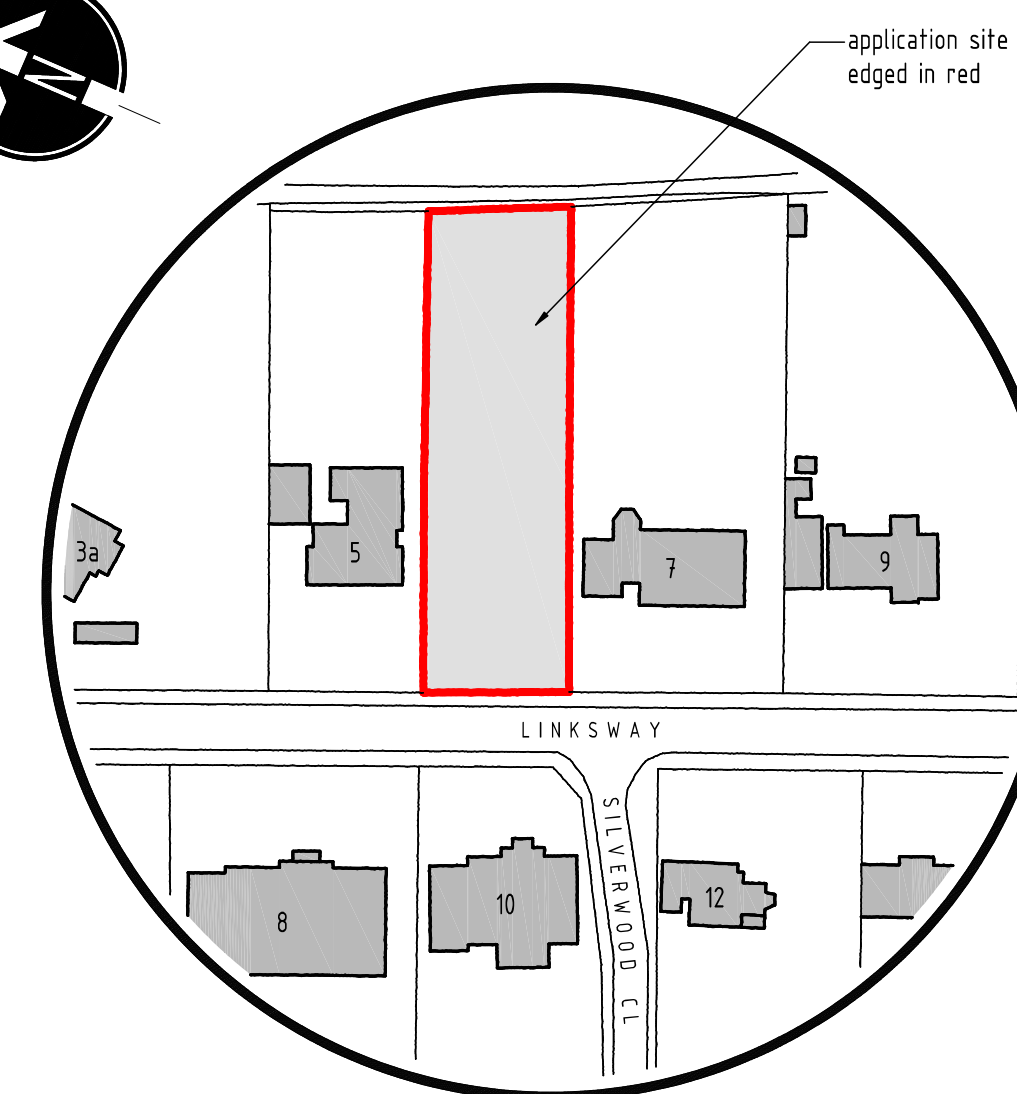

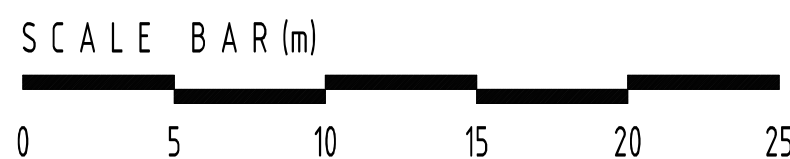


- 



SCALE BAR (m)



**FIGURE 3** Examples of shore-ground stabilizing systems

A	04/07/2025	Dormers amended	
rev:	date:	description:	
scale:	1 : 250	A1	date: 29 / 05 / 2025
drawing no:	1434 / P2 / 1 <sup>A</sup>		drawn: AF
drawing:	SITE LAYOUT PLAN & LOCATION PLAN		
project:	5A LINKSWAY, NORTHWOOD, HA6 2XA		
client:	MR AND MRS UNALKAT		



01895 831 103  
info@dusek.co.uk  
www.dusek.co.uk

print history: Friday, 4 July, 2025 15:47:11