



MELISI SHOP FRONT IS NOT ORIGINAL



MELISI SHOP FRONT IS NOT ORIGINAL



OTHER STALLRISERS IN RUISLIP



STALLRISER OVER 700MM TALL



STALLRISER OVER 650MM TALL



RUISLIP HIGH STREET CIRCA 1940-1955  
IMAGE FOR REFERENCE ONLY



IMAGE FOR REFERENCE ONLY

HEIGHT OF  
A TABLE/  
DESK IS  
700-750MM  
TRADITIONAL  
STALLRISERS  
IN RUISLIP WERE  
A SIMILAR HEIGHT

FRONT



SIDE



1.3.4\_MELISI

14/042020

**DESIGNED *by* GOOD PEOPLE**

hi@designedbygoodpeople.com 0207 193 0098  
Contact: Lee Newham

New shop front with hidden window millions.

Window mullions covered by panels above windows and on stallriser:  
Tiled stallriser to match the ones on the Northwood branch.

Tiles from Topps Tiles (Batik Patchwork Blue Tile) for 2 tiles  
depth. Area under this to be painted in brand blue to match sign  
in waterproof medite board to same depth as tiles.

New grey aluminium shop front with frameless glass door with  
stainless steel bar handle.

Internal glass screen with glass to current  
building standards and internal door to the internal ceiling.

Floor to be lowered to allow door to open (as indicated in green)  
on following page. Blank white infil panels above glass  
with vinyls to front.

Vinyls to window (max height 270mm).

COLOURS TO MATCH TO:

WHITE	BRAND GREEN TBC	BRAND RED TBC	BRAND DK BLUE TBC
-------	--------------------	------------------	-------------------------

Option for shop frame to be white.  
RAL7047

PLEASE NOTE:  
CONTRACTORS SHOULD TAKE THEIR OWN MEASUREMENTS AND  
ADAPT ARTWORK WITHOUT STRETCHING OR ALTERING THE  
TYPE.

TILES AND OVERALL DESIGN MATCH OTHER BRANCH IN NORTHWOOD.

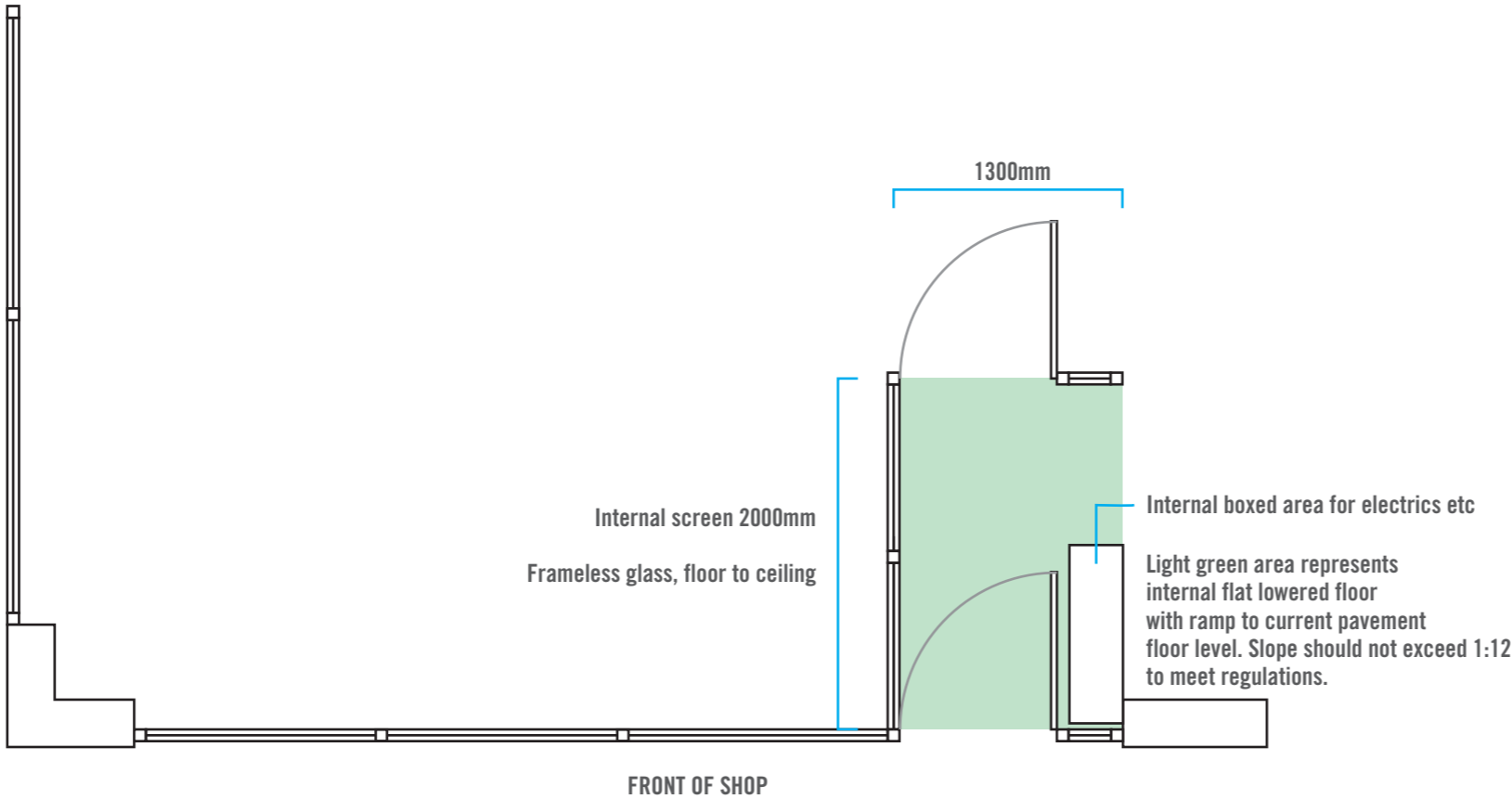
THE STALLRISER IS DESIGNED TO BE OF SIMILAR HEIGHT TO  
OTHERS IN THE HIGH STREET AND TO MORE CLOSELY MATCH  
THE ORIGINAL AS SEEN IN OLD PHOTOS.

SCALE: 1:40

0 1m



INTERIOR AND LAYOUT OF DOOR SCREEN



1.3.4\_MELISI

14/042020

**DESIGNED *by* GOOD PEOPLE**

hi@designedbygoodpeople.com 0207 193 0098  
Contact: Lee Newham

New shop front with hidden window millions.

Window mullions covered by panels above windows and on stallriser:  
Tiled stallriser to match the ones on the Northwood branch.

Tiles from Topps Tiles (Batik Patchwork Blue Tile) for 2 tiles depth. Area under this to be painted in brand blue to match sign in waterproof medite board to same depth as tiles.





New grey aluminium shop front with framless glass door with stainless steel bar handle.


Internal glass screen with glass to current building standards and internal door to the internal ceiling.

Floor to be lowered to allow door to open (as indicated in green) on following page. Blank white infil panels above glass with vinyls to front.

Vinyls to window (max height 270mm).

COLOURS TO MATCH TO:

			
WHITE	BRAND GREEN TBC	BRAND RED TBC	BRAND DK BLUE TBC

 Option for shop frame to be white.  
RAL7047

PLEASE NOTE:  
CONTRACTORS SHOULD TAKE THEIR OWN MEASUREMENTS AND ADAPT ARTWORK WITHOUT STRETCHING OR ALTERING THE TYPE.

TILES AND OVERALL DESIGN MATCH OTHER BRANCH IN NORTHWOOD.

THE STALLRISER IS DESIGNED TO BE OF SIMILAR HEIGHT TO OTHERS IN THE HIGH STREET AND TO MORE CLOSELY MATCH THE ORIGINAL AS SEEN IN OLD PHOTOS.

SCALE: 1:40

