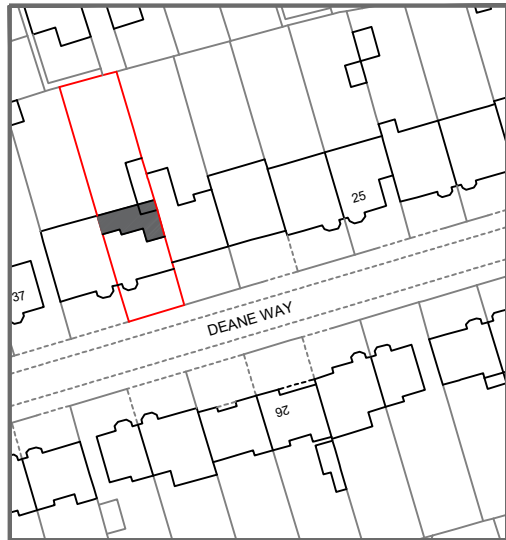
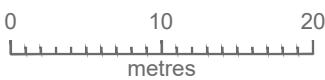
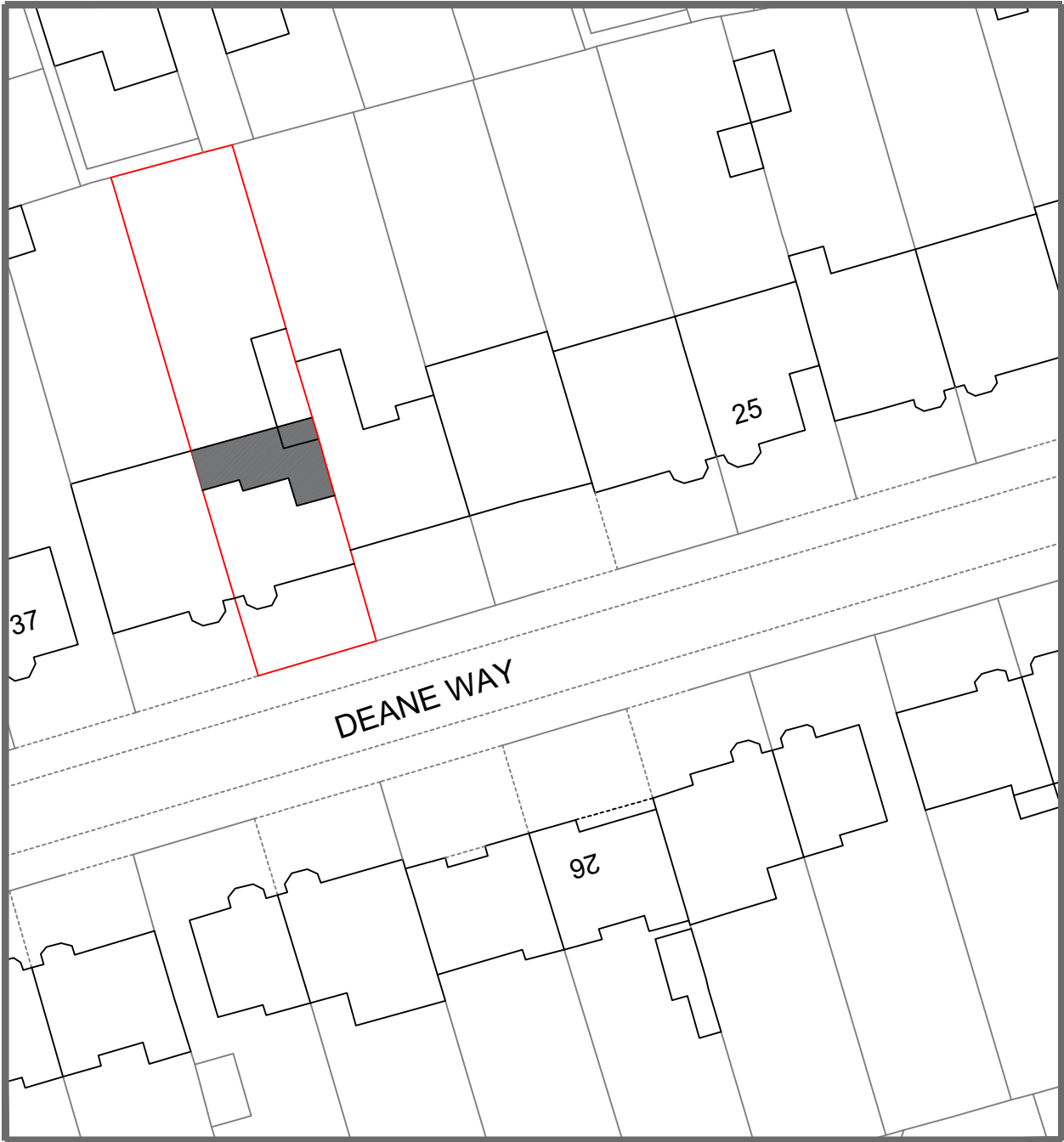


EXISTING LOCATION MAP
1:1250



PROPOSED LOCATION MAP
1:1250



PROPOSED BLOCK PLAN
1:500

CLIENT:- MR.JHA

Location:-
33, Deane Way Ruislip
Hillingdon HA4-8SX

GENERAL NOTES

**SDMC CONSULTANTS
ENGINEERS & Designers**
Regd. Address:-
81-87
Albion Road,
Luton,
Bedfordshire,
LU2 0DS.
Email: info@sdmccoon.co.uk
web: www.sdmccoon.co.uk
TEL: 01908489148
MOB: 07977013148

PROJECT
SINGLE STOREY REAR AND SIDE EXTENSION
WITH GARAGE CONVERSION

TITLE:
SITE LAYOUT

DWG NO:
22.269.PL.001

REV
00

DRAWN BY:
SS

CHECKED BY:
RS

Paper
A3

Dimension
METRIC

Scale
1:1

Date:
25-02-2023

SDMC CONSULTANTS LTD.