



FRONT VIEW

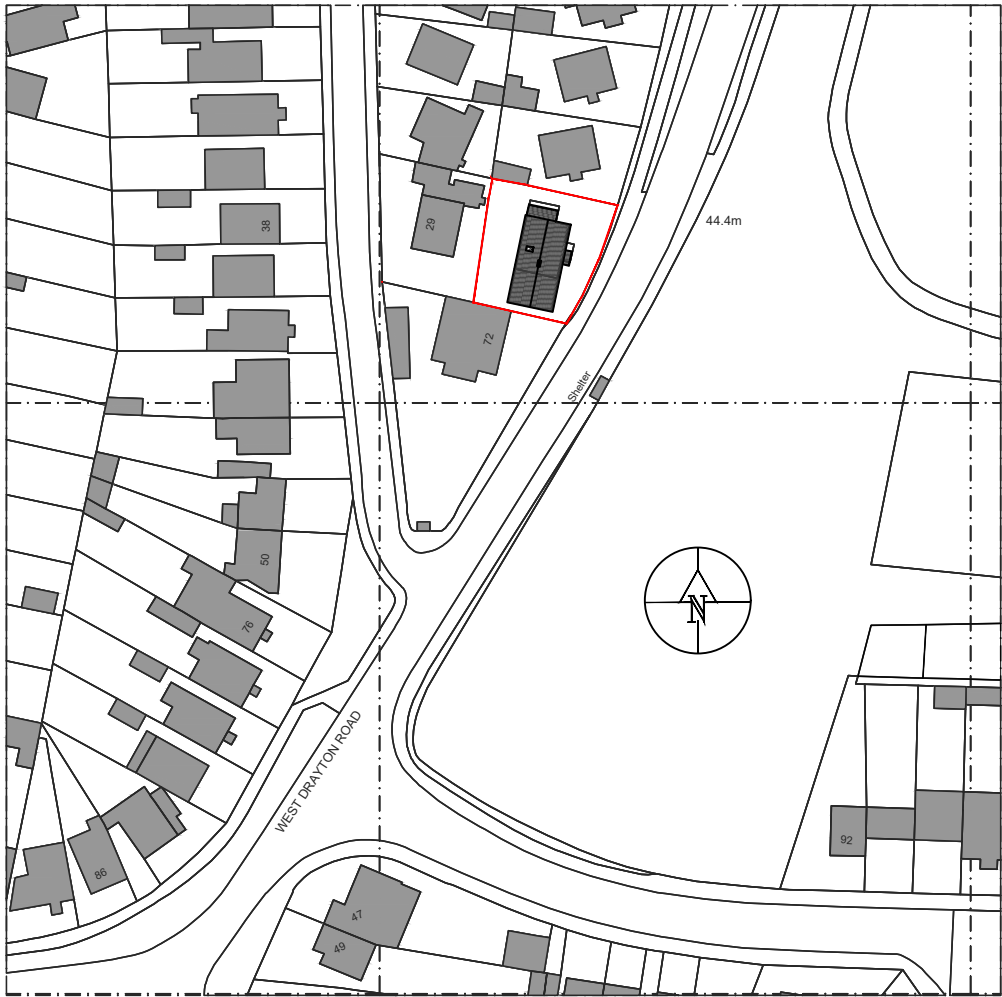


REAR VIEW

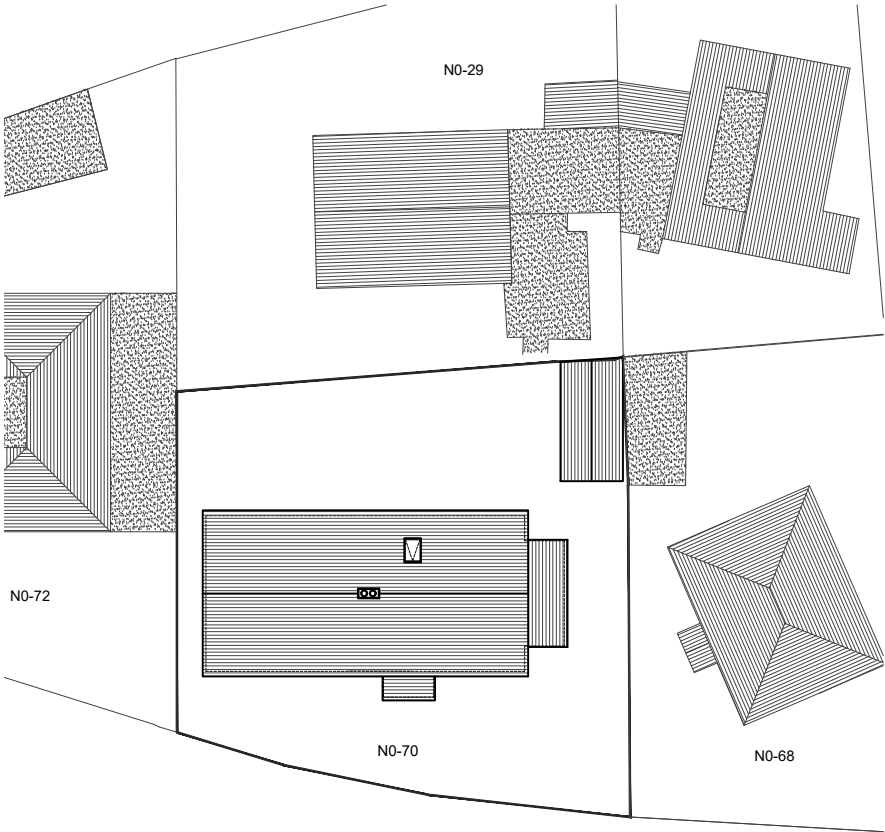


REAR VIEW

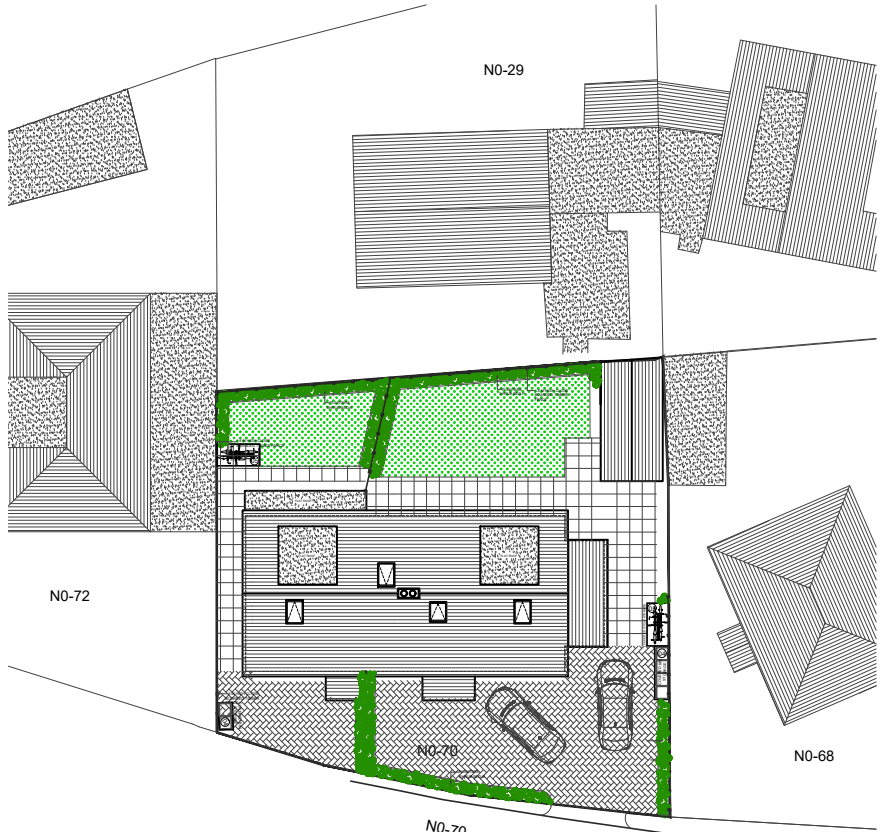
- NOTES
- Dimensions are not to be scaled from this drawing by contractors. The contractor is requested to check all dimensions before the work started
  - Report any discrepancies to the client or architect before undertaking the work described in the drawings.
  - Dimensions are approximate site dimensions and are to be verified by the contractor on site before any fabrication/site works i.e foundations etc occur
  - Contractor is responsible for all temporary propping to existing structure



01 - OS MAP SCALE 1:1250



02 - EXISTING BLOCK PLAN  
SCALE 1:350



03 - PROPOSED BLOCK PLAN  
SCALE 1:350

REVISIONS				<div>DE ARCHITECTURAL CONSULT.LTD</div> <div>M: 07824773079, 07869580774</div> <div>E: design.endeavour@gmail.com</div>
NO.	DESCRIPTION	DATE	BY	
<div>FULL PLANNING APPLICATION</div>				Project
				70 WEST DRAYTON ROAD LONDON, UB8 3LA
				Title
				OS MAP & BLOCK PLANS
Scale		Drawn	Approved	Date
As shown@A3		TA		JAN-25
Job No.		Drawing No.		Rev.
DAC-332/25		PH-70WD-01		