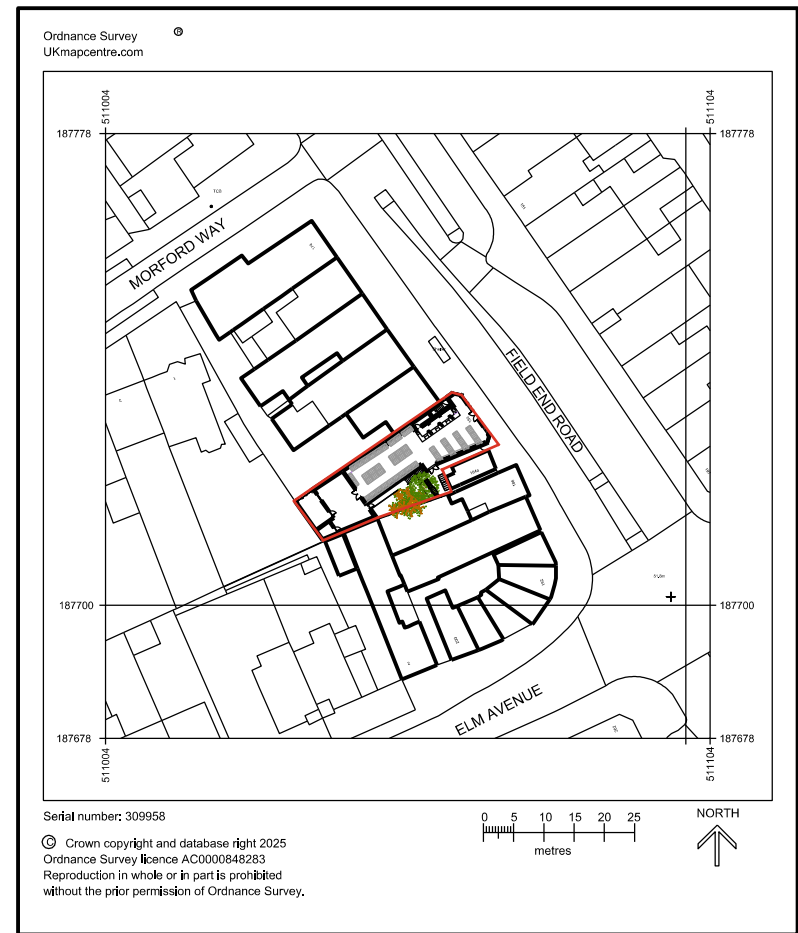
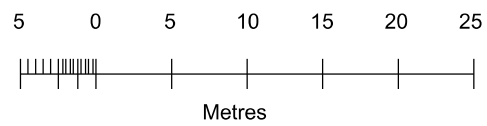
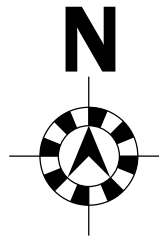
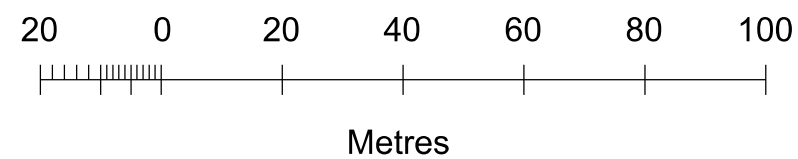




01 PROPOSED BLOCK PLAN
SCALE 1:500



02 LOCATION PLAN
SCALE 1:1250



NOTES:
All construction to comply with all relevant and current building regulations.
For building regulation compliance please refer building regulation/ structural engineers drawing.
All Dimensions to be measured by contractor on site prior to construction. Not for construction.

D1	21/05/2025	Planning
REV.	DATE	REASON FOR ISSUE
POWELL SKEETE ASSOCIATES ARCHITECTS & DEVELOPMENT CONSULTANTS		
17 Beechcroft Avenue Harrow Middlesex HA2 7JD		
Project Address: 184 Field End Road,		
Pinner,		
HA5 1RF		
Project Number: PSA 2531		
Description: Single storey rear extension and conversion of Drinking Establishment to Retail use class E		
SCALE: 1:500 & 1:1250@A3		
AND1008		