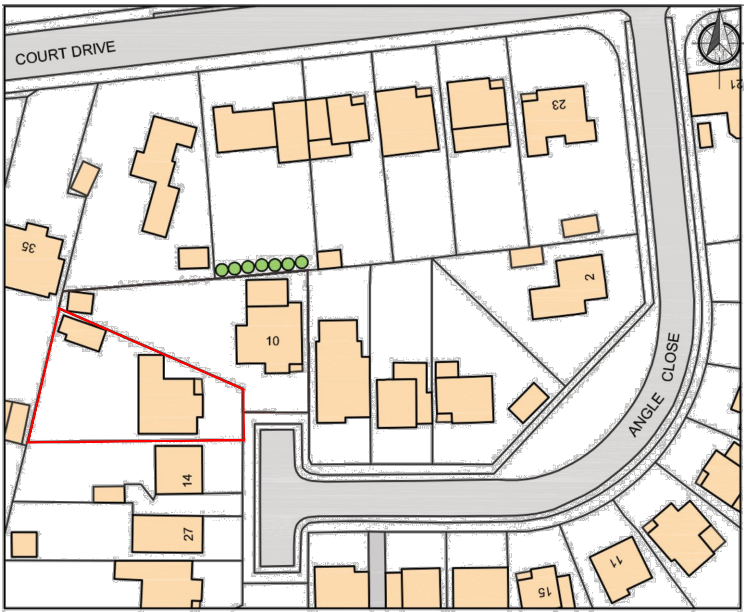
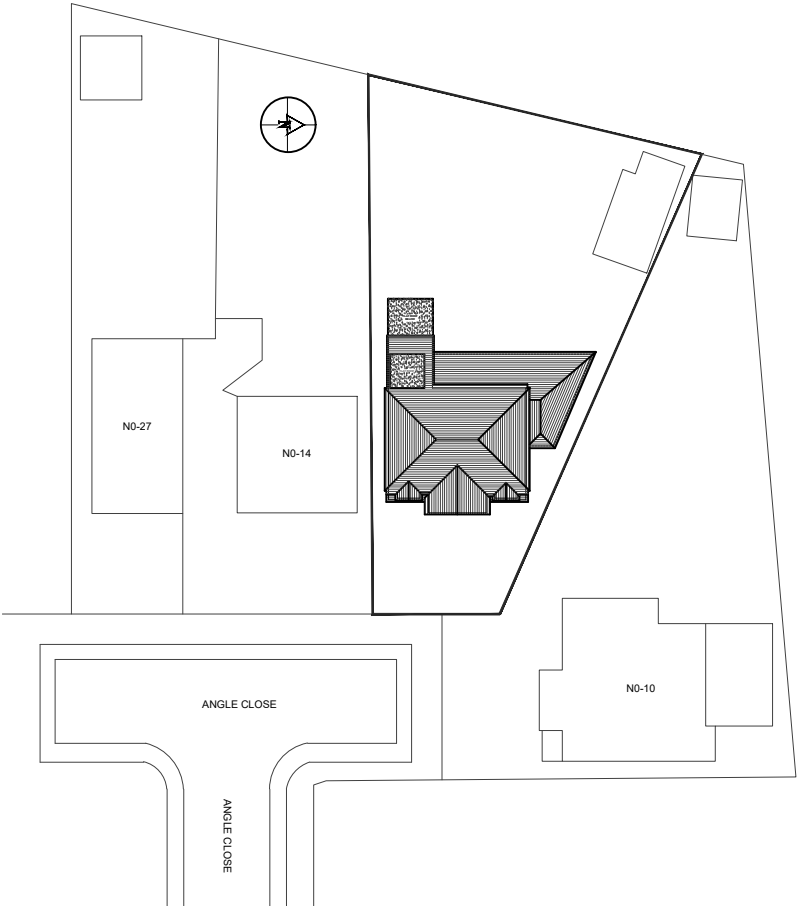


- NOTES
- Dimensions are not to be scaled from this drawing by contractors. The contractor is requested to check all dimensions before the work started.
  - Report any discrepancies to the client or architect before undertaking the work described in the drawings.
  - Dimensions are approximate site dimensions and are to be verified by the contractor on site before any fabrication/site works i.e foundations etc occur
  - Contractor is responsible for all temporary propping to existing structure



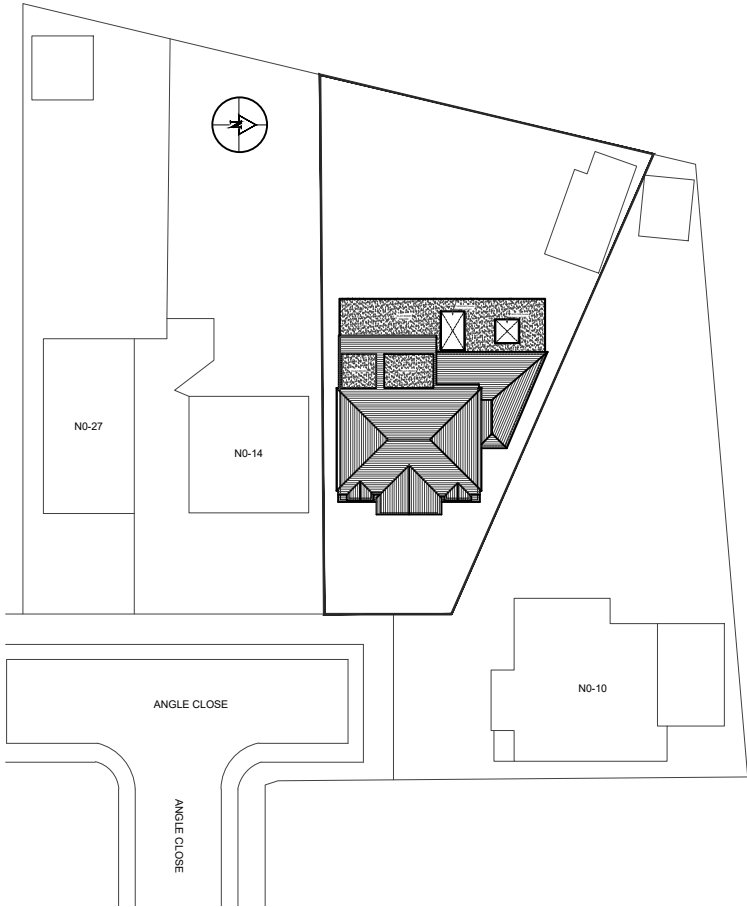
01 - OS MAP

SCALE 1:1250



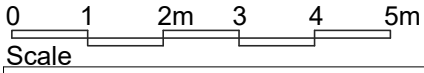
02 - EXISTING BLOCK PLAN

SCALE 1:500



03 - PROPOSED BLOCK PLAN

SCALE 1:500



| REVISIONS |             |      |    |
|-----------|-------------|------|----|
| NO.       | DESCRIPTION | DATE | BY |
|           |             |      |    |
|           |             |      |    |
|           |             |      |    |
|           |             |      |    |
|           |             |      |    |

HOUSE HOLDER  
APPLICATION

DE ARCHITECTURAL CONSULT.LTD  
M: 07869680774, 07883602259  
E: design.endeavour@gmail.com

|         |  |  |  |
|---------|--|--|--|
| Project | 12 ANGLE CLOSE, UXBRIDGE<br>LONDON, UB10 0BS |  |  |
| Title   | OS MAP & BLOCK PLANS                         |  |  |

|                       |                           |           |                |
|-----------------------|---------------------------|-----------|----------------|
| Scale<br>as shown@A3  | Drawn<br>MZ               | Approved  | Date<br>MAY 23 |
| Job No.<br>DAC-168/23 | Drawing No.<br>PH-12AC-01 | Rev.<br>- |                |