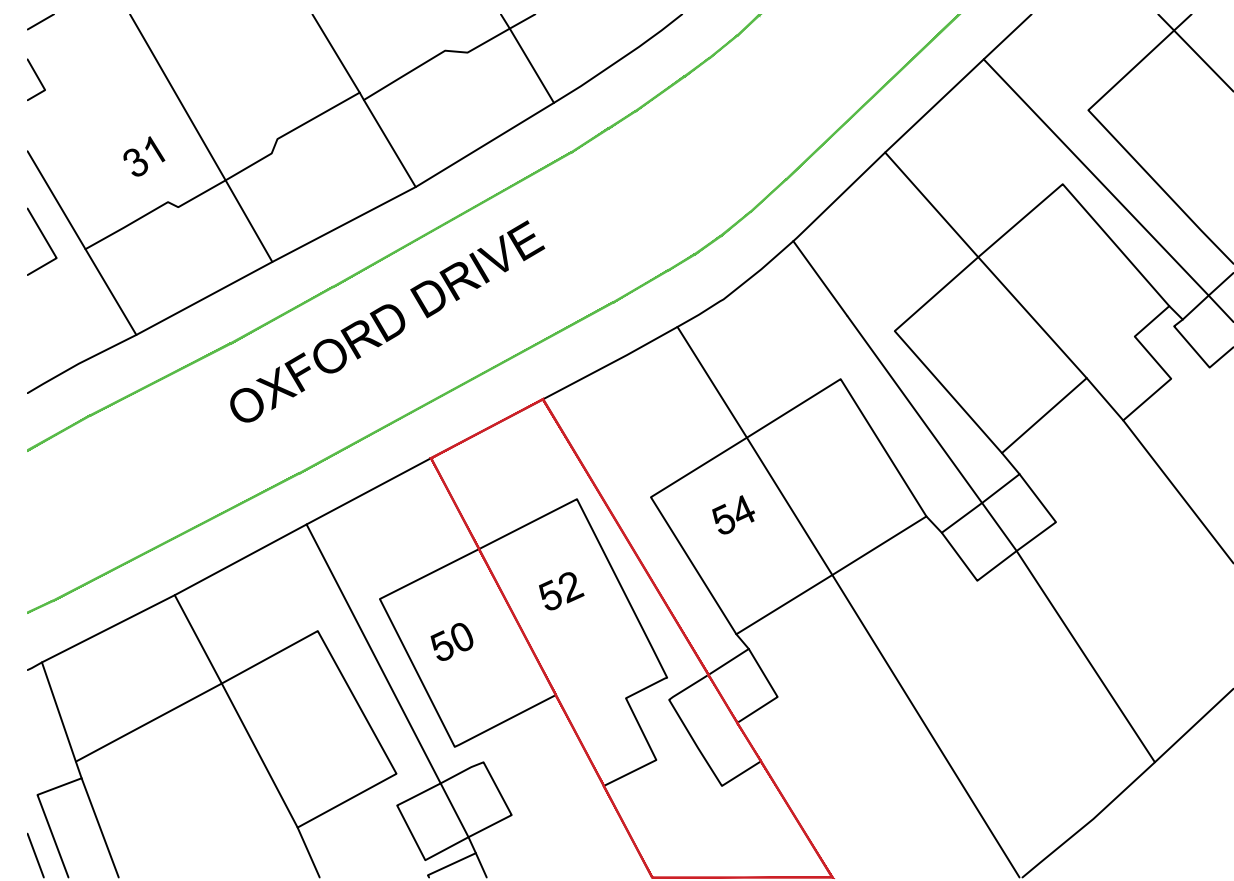
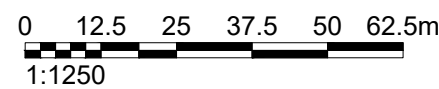
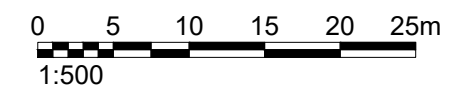


Proposed Site Plan



Proposed Location Plan



GENERAL NOTES

- THIS DRAWING IS TO BE READ IN CONJUNCTION WITH ALL GENERAL ARRANGEMENT DRAWINGS, PROJECT DETAILS AND SPECIFICATIONS.
- UNLESS NOTED OTHERWISE, ALL DIMENSIONS ARE TO STRUCTURAL FACES AND/OR PARTITION STUDS.
- ALL DIMENSIONS TO BE CHECKED ON SITE PRIOR TO THE FABRICATION OF ANY WORK AND/OR ORDERING ANY MATERIAL.
- STRUCTURAL ENGINEER TO CONFIRM AND PROVIDE DETAILS OF ALL STEEL BEAMS, LINTELS, MOVEMENT JOINTS AND ALL STRUCTURAL INFORMATION.
- ELECTRIC AND M&E WORK TO BE CARRIED OUT BY QUALIFIED AND REGISTERED SPECIALIST.
- ALL DRAINAGE RUNS TO BE ABOVE FLOOR UNLESS STATED OTHERWISE.

4. ABBREVIATIONS USED:-
- | | | | |
|-----|---------------------------|--------------------|-----------------|
| MJ | MOVEMENT JOINT, | HL | AT HIGH LEVEL |
| AAV | AIR ADMITTANCE VALVE, SVP | SOIL AND VENT PIPE | |
| DP | DRAINAGE POINT, | RWP | RAIN WATER PIPE |
| W1 | WINDOW REFERENCE | | |
10. KITCHEN LAYOUT TO SPECIALIST'S DESIGN AND DETAILS
11. MECHANICAL VENTILATION ALL EXTRACT DUCTS TO RUN BE WITHIN FLOORS AND ROOF VOID UNLESS STATED OTHERWISE.
- INDICATES EXTRACT LOCATION

5. LEGEND
- | | | | |
|--|---|--|---|
| | NEW FACING BRICKWORK TO MATCH WITH THE EXISTING. | | NEW NON-LOADBEARING PARTITION, 70MM TIMBER STUDS WITH 12.5MM SOUNDBLOC RAPID BOARD ON EACH SIDE. 12.5MM PLY BOARD TO BE USED TO SUPPORT MAIN WALL IN BEDROOMS AND ALL SIDES OF BATHROOM AND KITCHEN FOR APPLIANCES FIXTURES. PARTITION TO ACHIEVE MINIMUM 40DB SOUND REDUCTION. MR GRADE BOARD TO BE USED IN WET AREAS. (PLEASE CONFIRM FROM CLIENT IF TIMBER STUD TO BE REPLACED WITH GYFRAME 'C' STUDS) |
| | 7.3 N/SQ. MM LOADBEARING AIRCRETE BLOCK (450 - 800 KG/M ³) TO EXTERNAL CAVITY WALL TO CLIENTS SPECIFICATION. BLOCK STRENGTH TO BE CONFIRMED AND DETAILED BY THE STRUCTURAL ENGINEER | | 50MM SOUND QUILT INSULATION TO BE FILLED AS INDICATED ON FLOOR PLANS |

6. DENOTES STRUCTURAL STEEL BEAM/TIMBER TRIMMER OVER. ALL STEEL BEAMS TO HAVE MINIMUM 1 HOUR FIRE PROTECTION.
- STEEL BEAM
- CRANKED STEEL BEAM
- TIMBER TRIMMER
- WALL FOR ATTIC ROOM, EXACT SIZE OF TIMBER TO BE CONFIRMED BY ENGINEER
- DENOTES SPAN OF FLOOR OVER (TYPE STATED)

Client			
Project			
52 Oxford Drive Ruislip HA4 9EZ			
Drawing Title			
LOFT CONVERSION EXISTING GROUND AND FIRST FLOOR PLAN Sheet 1			
Drawn	Name	Date	Scale 1:50 / 1:100 @ A1
Design			File No. N/A
Checked			Drawing Status: For Planning Approval
Approved			
Drawing No. SCUK22_0007_3			Revision
			-