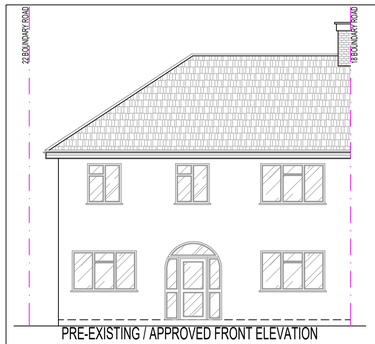

PRE-EXISTING / APPROVED FRONT ELEVATION

SCALE 1:100@A1

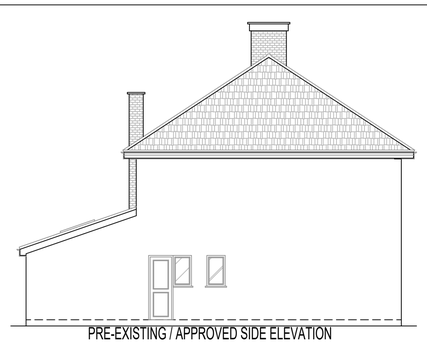

PRE-EXISTING / APPROVED SIDE ELEVATION

SCALE 1:100@A1

PRE-EXISTING / APPROVED REAR ELEVATION

SCALE 1:100@A1

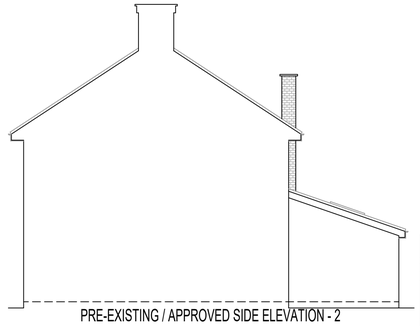

PRE-EXISTING / APPROVED SIDE ELEVATION - 2

SCALE 1:100@A1

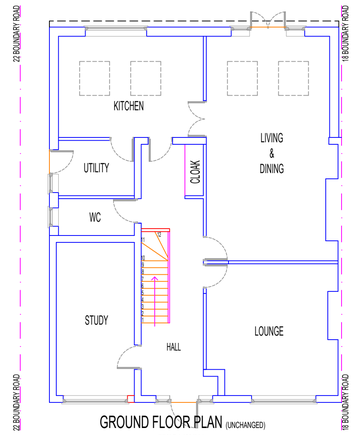

GROUND FLOOR PLAN (UNCHANGED)

SCALE 1:100@A1

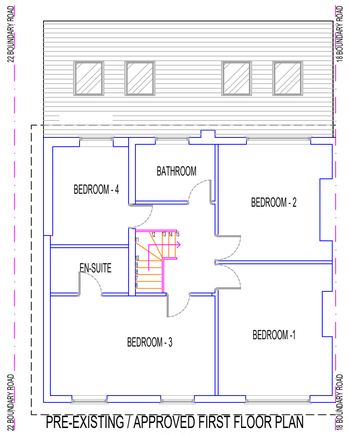

PRE-EXISTING / APPROVED FIRST FLOOR PLAN

SCALE 1:100@A1

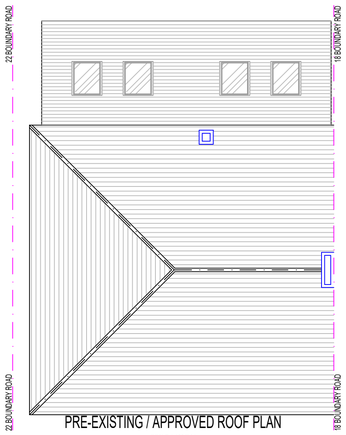

PRE-EXISTING / APPROVED ROOF PLAN

SCALE 1:100@A1

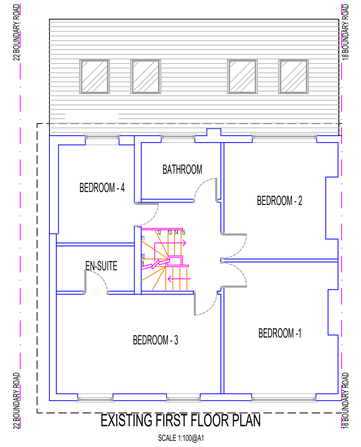

EXISTING FIRST FLOOR PLAN

SCALE 1:100@A1

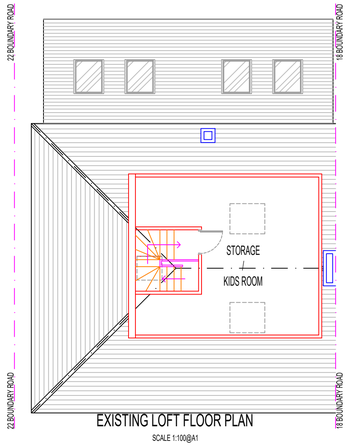

EXISTING LOFT FLOOR PLAN

SCALE 1:100@A1

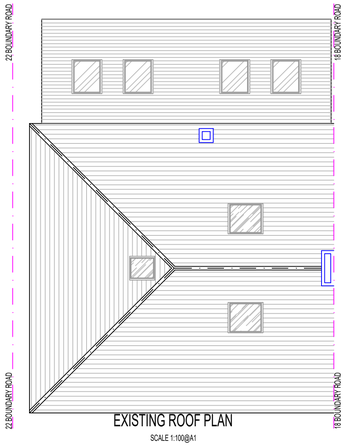

EXISTING ROOF PLAN

SCALE 1:100@A1

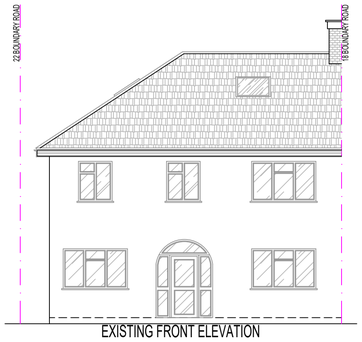

EXISTING FRONT ELEVATION

SCALE 1:100@A1

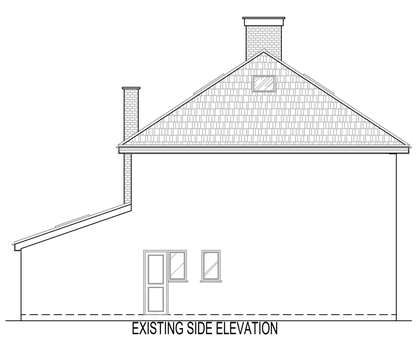

EXISTING SIDE ELEVATION

SCALE 1:100@A1

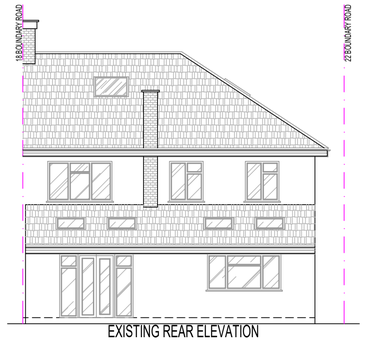

EXISTING REAR ELEVATION

SCALE 1:100@A1

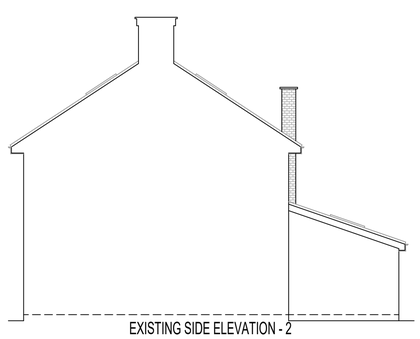

EXISTING SIDE ELEVATION - 2

SCALE 1:100@A1

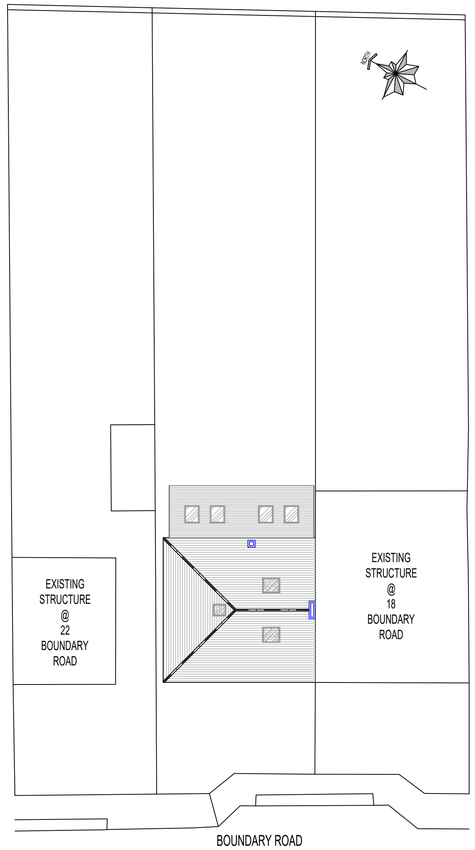

EXISTING SITE PLAN

SCALE 1:200@A1

© Crown Copyright and database rights 2018 OS 100019980

LOCATION PLAN

SCALE 1:1250@A1

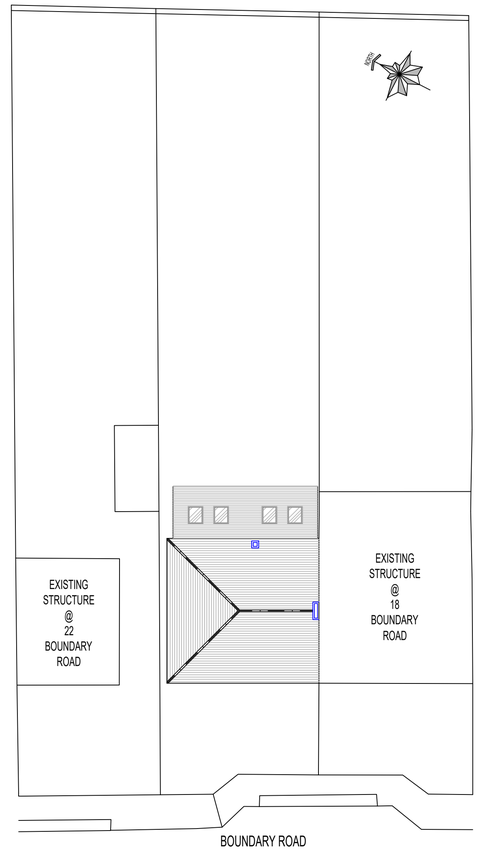

PRE-EXISTING / APPROVED SITE PLAN

SCALE 1:200@A1

9M 8M 7M 6M 5M 4M 3M 2M 1M 0

SCALE 1:100

15M 14M 13M 12M 11M 10M 9M 8M 7M 6M 5M 4M 3M 2M 1M 0

SCALE 1:200

SCALE 1:500

SCALE 1:1250

NOTES:

1: THIS DRAWING IS NOT APPROVED FOR CONSTRUCTION.
2. PRIOR TO COMMENCEMENT OF WORK, DRAWINGS TO BE SIGNED OFF BY BUILDING CONTROL INSPECTOR.
2. PARTY WALL (ETC) ACT 1997 TO BE AGREED WITH ADJOINING NEIGHBORS PRIOR TO CONSTRUCTION.
3. ALL MEASUREMENTS TO BE CHECKED ON SITE & NOT BE SCALED FROM THIS DRAWING.
4. ALL WORKS TO MEET LOCAL AUTHORITY'S SET STANDRDS.

Comments

The General contractor is responsible for the verification of all dimensions on site and shall inform the contract administrator of any discrepancies.

Do not scale from this drawing. Use figure dimension only.

All furniture shown in drawings is for illustration purposes only.

Existing foundations, lintels and wall to be exposed if required by Building Control for assessment and upgrading if found inadequate.

Fire Precautions:
All doors marked with FD30 to be to current British Standards.
All new fire doors to be fitted with 3x4" steel butt hinges or 3x30min fire rated hinges, with appropriate CE and BS EN stamps on each hinge if using brass or chrome.

Self contained mains operated interlinked smoke alarms (BS 5446) and fitted with battery backup to be provided to all landings and hall ceiling shown as (SD).

Staircases:
Actual size of riser & tread for the proposed staircase, to be confirmed on site prior to istallation by staircase specialist to avoid any issues with headroom/pitch.

PRELIMINARY DESIGN

PLEASE PRINT, SIGN AND DATE TO APPROVE DRAWINGS FOR CLIENT/S.

SIGNATURE.....
PRINT NAME .....
DATE .. ..

REVISIONS:

DATE	DESCRIPTION

S9Designs
5th Floor, Hyde Park Hayes-3,
11 Millington Road,
Hayes.
UB3 4AZ

PROJECT DESCRIPTION:

RETROSPECTIVE PLANNING PERMISSION FOR CONVERSION OF LOFT SPACE INTO KIDS ROOM/STORAGE WITH VELUX ROOF LIGHTS

PROJECT DETAILS:

MR. DILBAGH GILL

20 BOUNDARY ROAD
PINNER
HA5 1PN

DRAWING NO.: 20BR-VC/04022019/PD

DATE: 04 FEBRUARY 2020

SCALE: 1:100, 1:200 & 1:1250 @A1

DRAWN BY: TS CHECKED BY: