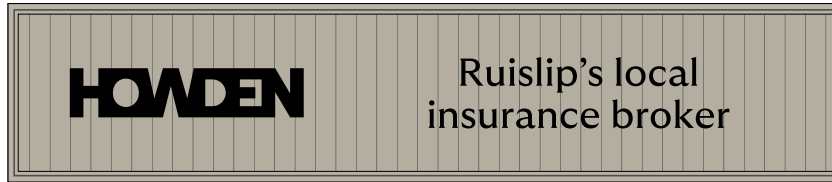
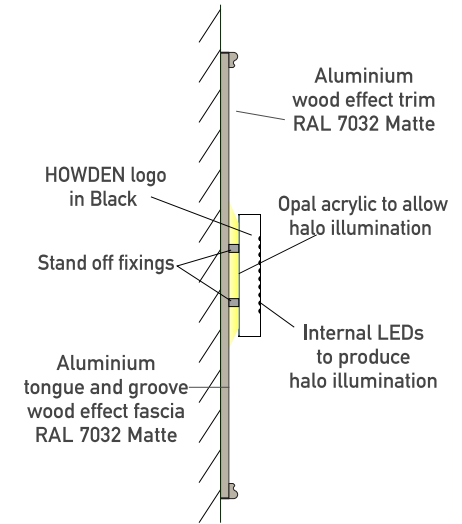


Sign 1.



5530mm x 1180mm x 35mm aluminium tongue and groove wood effect sign, powder-coated Ral 7032 matte with trim to match, and 1no 1550mm x 325mm x 60mm internally illuminated (285cdm2) 'HOWDEN' logo in matt black on stand-off fixings and 1no set 180mm high 5mm black acrylic subsidiary lettering fixed directly to face panels.  
Max cap height 325mm. Ground clearance 2.9mtr.



Section scale 1:20

Client:  
HOWDEN

Project:  
50 High Street  
Ruislip  
HA4 7AN

Drg No.  
HOW/RUISLIP/PL1

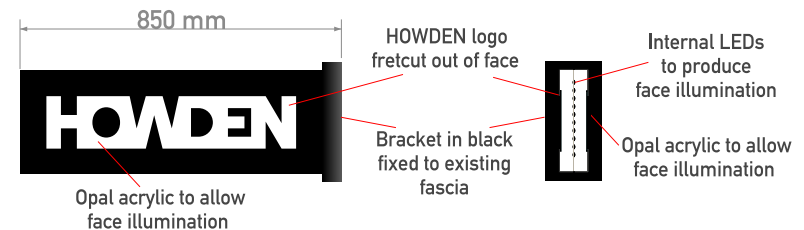
Scale:  
1:50/1:20 @A4

Drawn by: Date:  
TAH 26/06/23


Sign 2.



850mm x 315mm Fabricated aluminium projecting sign in black with opal acrylic to face to allow for internal illumination (305cdm2).  
Max cap height 140mm. Ground clearance 4.6mtr. Max projection 850mm



Section scale 1:20



DB SIGN  
ASSOCIATES  
LIMITED


Dukeries Ind. Est.  
Claylands Avenue  
Workop, Notts.  
S81 7BQ

Tel: 01909 472922  
www.dbsigns.com

WE MAKE YOUR MARQUE



Proposed visual interpretation







Existing signage

