REAR ELEVATION

SIDE ELEVATION

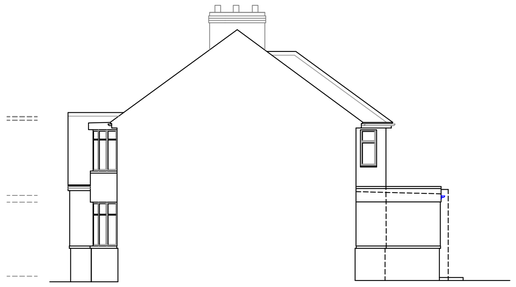

PARTY SIDE ELEVATION

1. Do not scale from this drawing.
2. All dimensions to be checked on site before ordering materials or commencing work.
3. In case of discrepancies in drawings, calculations or details refer to AVA Home design Ltd for clarification: Unilateral decisions by contractors will not be accepted.
4. For any information not covered by this drawings refer to AVA Home Design Ltd for clarification: Unilateral decisions by contractors will not be accepted.
5. The contractor must ensure that work is being carried out to the latest revisions of all the working drawings.
6. It is the contractors responsibility to inform the Local Authority before work commence on site, and at all prescribed stages of work. All to the District Surveyors satisfaction.
7. If work commences on site before full plans approval has been given, AVA Home Design Ltd accept no responsibility for additional work or materials that the District Surveyor may require.
8. This drawing and all copies produced there from remain the copyright and property of AVA Home Design Ltd . It may be reproduced by AVA Home Design Ltd . All copies must be returned to AVA Home Design Ltd if demanded.

By using this drawing the user and his or her employer signify their agreement of the above terms and conditions.

SECTION A-A

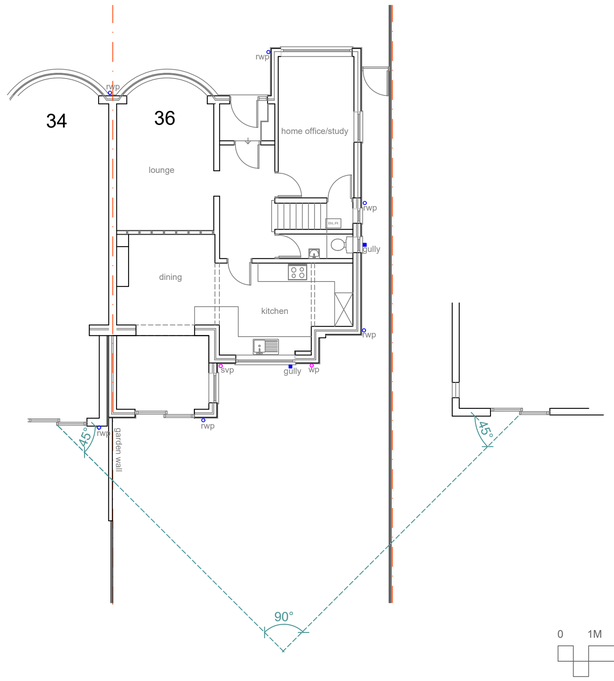

GROUND FLOOR LAYOUT

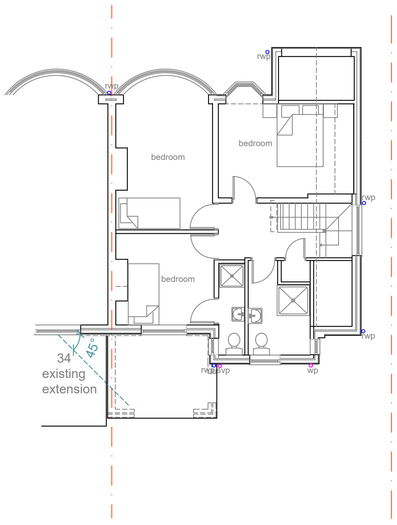

FIRST FLOOR LAYOUT



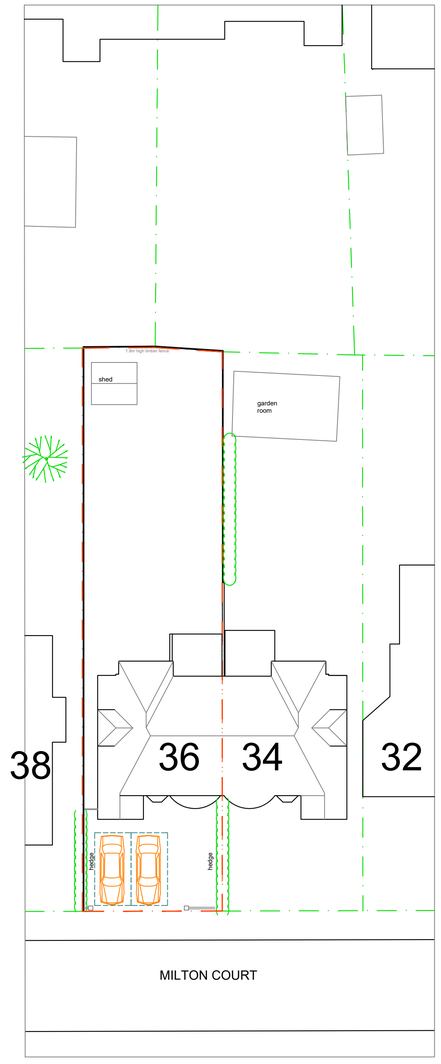

BLOCK PLAN
SCALE:1-200

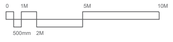

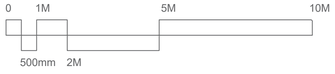

rev no	rev date	info

36 Milton Court
Ickenham UB10 8ND

EXISTING LAYOUT
A532-P-01
1:100(A1)

Drawn by: SK | Date of issue: Feb 2021

AVA home design

07939592128 sevda@avahomedesign.co.uk