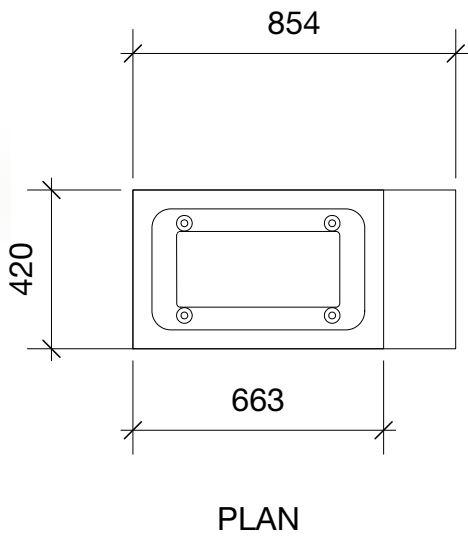


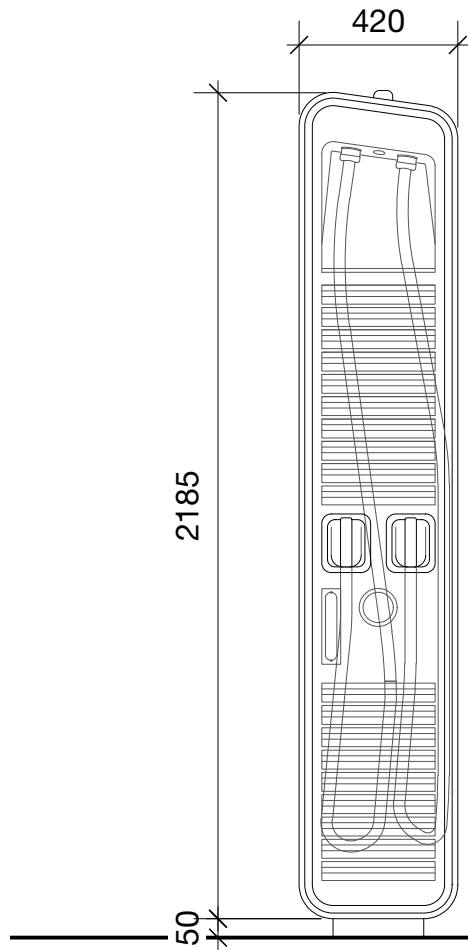


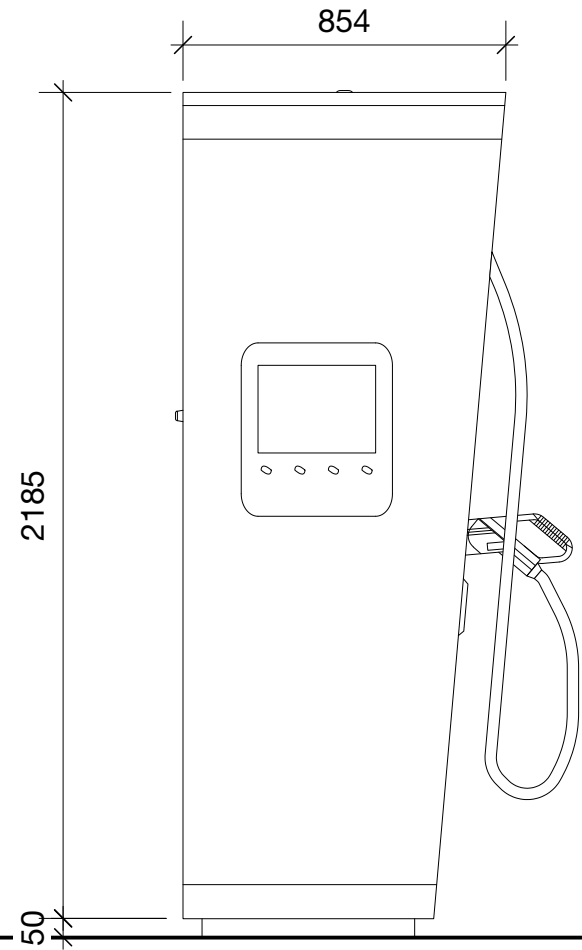
DISCOVER ARCHITECTURE<sup>o</sup>  
**DETAILED DRAWINGS**  
EV CHARGER - ELEVATIONS & PLAN  
SCALE: 1:20



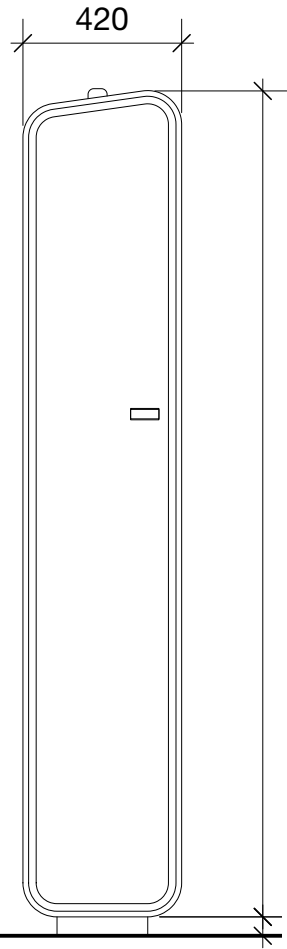
PLAN



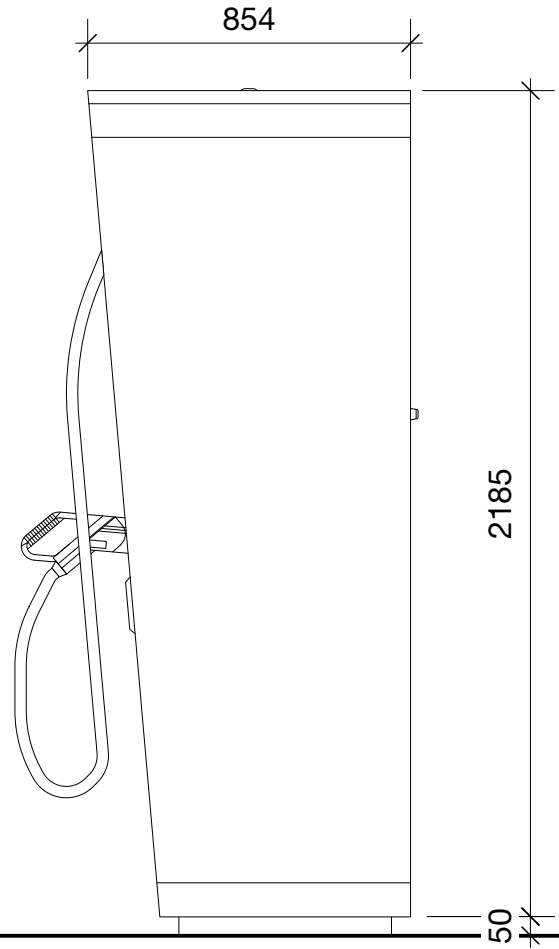
FRONT



LH SIDE



REAR



RH SIDE

hello@discoverarchitecture.co.uk

+44 20 3883 9594  
+44 7791 938763

**99%**  
Planning  
Success  
Rate

**900+**  
Successful  
Projects

**SYMBOLS**  
Any comedic drawing symbols are purely for your enjoyment and may or may not represent the lives of our senior staff.

**DIMENSIONS**  
Discover Architecture LTD takes no responsibility for dimensions obtained by scaling from this drawing. If no dimension is shown the recipient must ascertain the dimension by site measurement. Supply of the drawing in digital form is solely for convenience and no reliance may be placed on any digital data.

**COPYRIGHT**  
This drawing is the property of Discover Architecture Ltd. No disclosure or copy of it may be made without the written permission of Adventure in Architecture Ltd.

**DWG POLICY**  
DWG files are property of Discover Architecture Ltd and will not be shared unless previously agreed.

**DO NOT SCALE FROM THIS DRAWING**  
Unless specifically marked 'construction' these drawings are not construction drawings and should not be built from.

**DISCREPANCIES**  
Any discrepancies found on these drawings should be notified to Discover Architecture LTD immediately.

**ASSUMED BOUNDARIES**  
Site boundaries are either assumed from existing boundaries or taken from OS data. Freeholders should check their title plans.

**REVISIONS**  
Discover Architecture LTD typically allow one set of drawings revisions per stage.

DRAWING STAGE/ PURPOSE	
1 -	BRIEF & FEASIBILITY
2 -	CONCEPT, DESIGNS & PRE APP
3 -	DESIGN & PLANNING SUBMISSION
4 -	TECHNICAL DETAILS & DRAWINGS
5 -	ON SITE CONSTRUCTION
6 -	FINAL COMPLETION/ SUMMIT
7 -	USE & EVALUATE
PLEASE NOTE STAGE APPOINTMENT MAY VARY	

**3 - DESIGN & PLANNING SUBMISSION**

REV.	DATE	AMMENDMENT
P1	26/06/2025	Planning Issue

**652 VICTORIA ROAD**

**568** **201** **P1**  
PROJECT DWG REV

