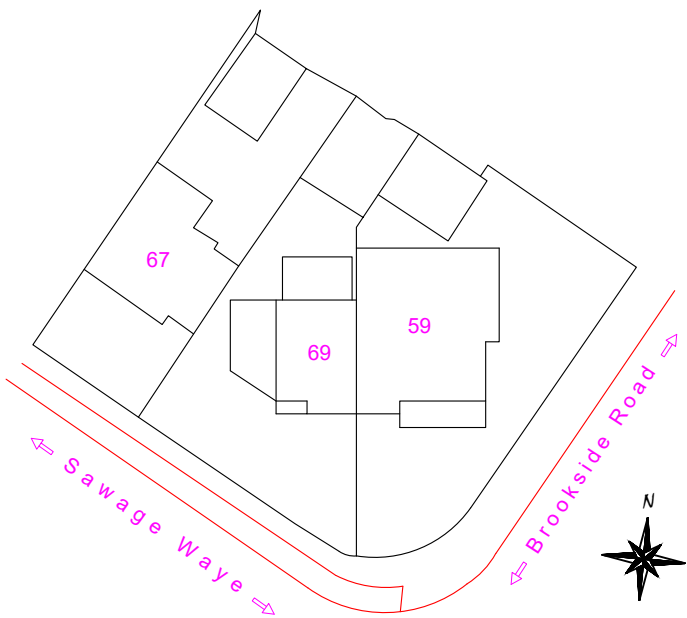
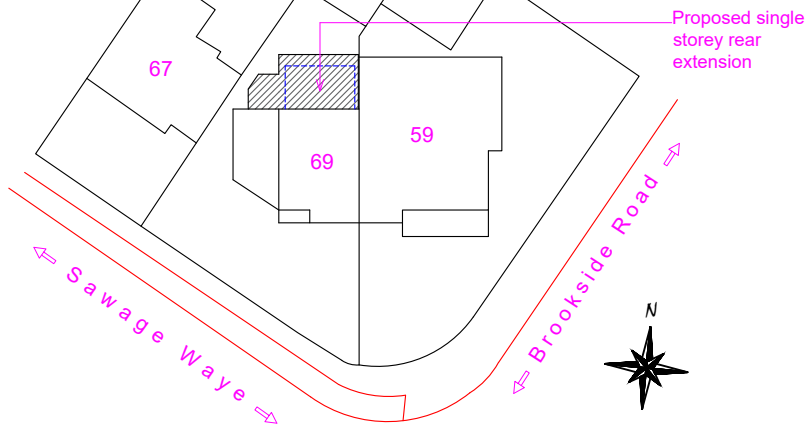


Note: This Drawing is for planning purpose and should not be used for construction.
All dimensions should be confirmed on site and any deviation should be reported back to designer.



Existing Site Plan @ Scale 1:500



Proposed Site Plan @ Scale 1:500



Location Plan @ 1:1250

Proposed Development:
Single Storey Rear Extension

Site Address:
69 Swanage Way
Hayes
UB4 0NZ

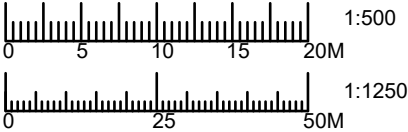
Revisions:

Rev	Date	Description
A	28/04/2025	

Drawing Description:
Site plan & Location Plan

Drawing No:
ART/2025/RE69SW/SPLP

Scale: 1:500, 1:1250
Paper Size: A3
Sheet No: 6 of 6



ART CONSULTANTS (UK) LTD
113 LONG LANE
STANWELL
TW19 7AL
M:07960071377
E: ARTCONSULTANTSUK@GMAIL.COM