MTM
THE NEW RANGE OF **MODULAR VIDEO ENTRY**

CAME BPT

CAME BPT

CONTENTS
GENERAL

MTM Is Now Here	3
Why Choose Modular?	5
MTM, MTM VR or VRM?	7
Mounting Options	9
From 1 to 4 Modules	10
Installing MTM?	11
Versatile: Choose The System Most Suited To You	13
Many Functions, Infinite Solutions	15
Advanced Technical Features	17
Many Special Functions	21
Push Button Version	23
Digital Version	24
MTM VR Version	25
VRM UK Made Vandal-Resistant Facias	26
Mounting and Installation	27
Came Connect	29
XIP Mobile App	30
The Compositions	31
VR Compositions	33
Example Systems	35
Codes	39
Components & Best Selling Compositions	43
Audio Composition Table - X1 System	45
Video Composition Table - X1 System	47
Video Composition Table - IP360 System	49

MTM IS NOW HERE:

After analysing, planning, researching and developing, we've reached our goal: to create the most **complete modular range** on the market.

No more compromises. With **MTM** you can create all the solutions you want.

WHY CHOOSE MODULAR?

Choosing **MTM** means choosing a product made specifically for you and your needs. We've worked hard to make it simple, yet versatile and suitable for all, **from small residential systems to large urban compounds.**
To achieve these results we started with four key elements that have remained throughout the entire project.

- **Sleek**
- **Versatility**
- **Modular**
- **High-tech**

These elements blend to create a new entry panel, a cutting-edge solution designed to enhance your business, which provides countless functions for you and your customers.

DESIGN

Essential and functional.
The satin-aluminum finish makes this entry panel ideal for installing on any surface.
The attention to detail such as sound diffusion via camera lens speakers, two colour backlighting and much more makes MTM unique.

MODULAR

Easy to install, custom solutions and endless combinations. That's what MTM is about. Set up your very own entry panel, change it at will, add new functions and open the doors to communication.

VERSATILITY

You are requested to install systems everyday. Some may be simple while others can be complex. We want to simplify complexity. That's why we've blended all of our systems into this range. Two wires, multi-wired or IP, from any system you need, we have the solution for you.

TECHNOLOGY

A blending of the best technology and extensive experience really stands out in each module of the range. Each function is designed in extreme detail to fully meet your needs.

MTM, MTM VR OR VRM?

MTM

The perfect choice, always. **Anodized and satin-finished aluminum profile and frontpieces** make it uniquely sturdy and sleek, with a choice of blue or white button illumination.

Protection ratings **IP54** and **IK07** make it **shock and water resistant.** Available with a handy **rain hood,** for both the recess-mounting and wall-mounting boxes.

MTM VR

And if that isn't enough, choose **MTM VR, the vandal-resistant version.** Profile and frontpieces made entirely of Zamak, **crush-proof buttons** and **custom screws**.

We are offering you the best in durability while keeping all of the benefits provided in our standard version.

Protection rating **IP54** and **IK09** level shock-resistance.

MOUNTING **OPTIONS**

RECESS-MOUNTED

Just **13 mm thick,** by installing an **MTM** recess-mounting **plaque** you will only notice it because of its **looks.** A great advantage is the compatibility with many brands standard size recess boxes to make upgrading MTM even easier.

Width: **130 mm**

Thickness: **13 mm**

Rain hood

Width: **136 mm**

Thickness: **34 mm**

WALL-MOUNTED

When the recess-mounting installation is not possible, you can opt for our wall-mounting box. Its **64 mm thickness** provides high level protection from **shock** and **water damage,** thanks to its **rain hood**.

Rain hood

Width: **135 mm**

Thickness: **64 mm**

FROM **1** TO **4** **MODULES**

Compact Modular design.

Designed to provide unlimited functionality in even the most restricted spaces. From the ultra compact single module to the versatile 4 module units, MTM has the solution.

Model with one module | Model with two modules | Model with three modules | Model with four modules

AND FOR THOSE THAT THINK BIG...
Up to 6 or 9 horizontally and vertically composed modules.

INSTALLING **MTM? QUICK** AND EASY

There are **5 components** that make up the entry panel: the **recess** or **wall-mounting box,** the **frame,** the **electronic module,** the **frontpiece** and **outer frame**.

RECESS-MOUNTING BOX
Available for the various entry panel versions, from 1 to 4 modules, depth 48 mm.

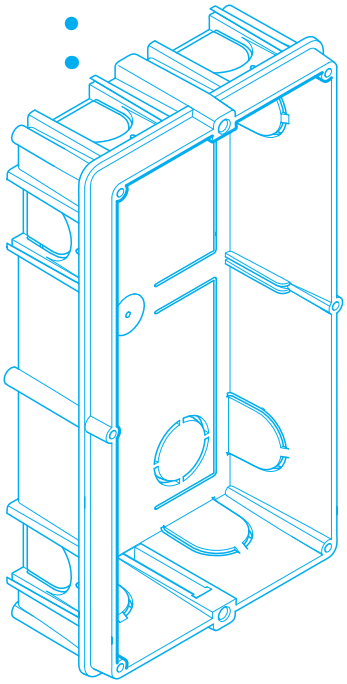

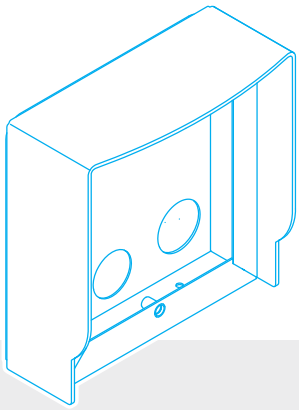

WALL-MOUNTING BOX
A wall-mounting box is available when recess-mounting is not possible.

ELECTRONIC MODULES

Snap-in installation with no screws needed. Simple wiring among the modules. No chance of error thanks to the polarized connectors.

OUTER FRAME

The closing frame is sleek and essential, entirely made of satin-finished aluminium.

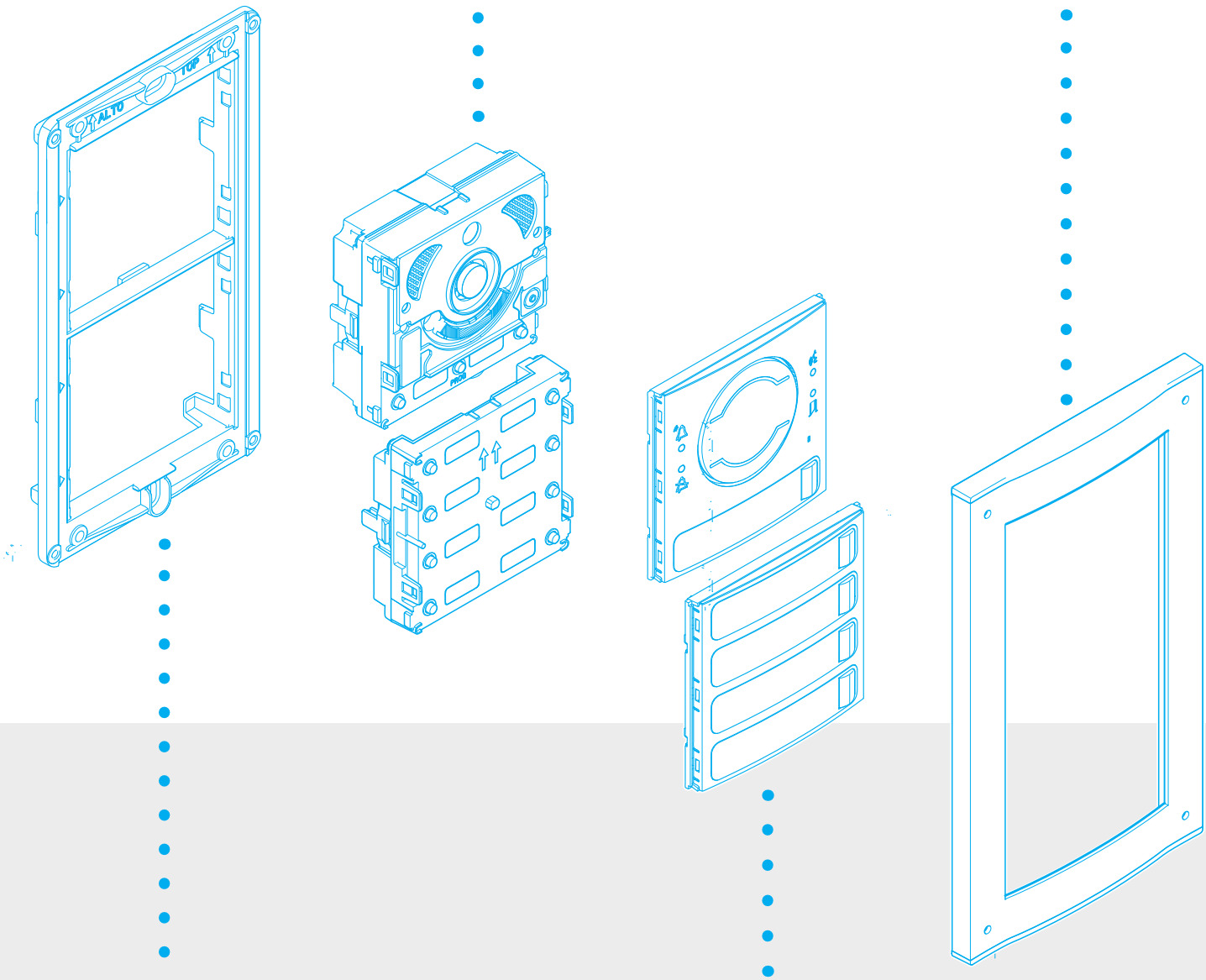

FRAME

Aluminum module-housing profile with cataphoresis treatment and black paint coat to ensure high levels of endurance against corrosion and rust. Compatible with BTicino and Comelit recess-mounting boxes.

FRONT PIECES

With brushed satin finish and rated to IK07 for a stylish look and solid build quality. A very wide range of plates to suit all applications.

VERSATILE: CHOOSE THE SYSTEM MOST **SUITED TO YOU**

There are **5 available systems:** choose the option that most **suits your needs.**

This makes our modular range highly **versatile**, suited for both **small residential systems** as well as **complex video entry installations**.

X1

XiP

IP360

GSM SYSTEM

MULTI WIRED 200

FROM A TOWNHOUSE TO AN APARTMENT BLOCK.

X1 is a system that can be expanded to up to **98 receivers.** It can meet any installation requirement. The system can be integrated with **auxiliary video cameras, access control, remote actuators** and more.

FROM SINGLE HOMES TO LARGE RESIDENTIAL COMPOUNDS.

XIP is a mixed system that uses the **IP digital network** as a main structure for communicating with video entry blocks, while maintaining the traditional **analogue connection** towards entry panels and receivers. This choice makes for easy installation of the equipment and significantly augments the system's expansion potential. The system can integrate both the **access-control** and **door-answering modes** to complete the **XIP'**s main functions.

FOR THE MOST MODERN RESIDENTIAL, BUSINESS, INDUSTRIAL AND SERVICE SETTINGS.

All the devices of the **IP360** system can be directly **connected to pre-existing LANs** to add video entry functions without the need for specific wiring. **IP360** uses **Ethernet distribution** as its main communication structure and thanks to this, it ensures essentially limitless extension capabilities to the system.

FOR ISOLATED ENTRANCES WHERE WIRING CAN BE AN ISSUE.

The **GSM** system is designed to be used on systems where it is not possible to install a traditional video entry system. It works over the **mobile telephone network** and is especially suited when the **distance between entrance and building is significant** or when the entry panel must be connected to a landline or a mobile line.

FOR SMALL APARTMENT BLOCKS.

The **multi-wire system** is designed for residential systems and small apartment blocks.
The 200 multi-wire system is characterised by the use of 3 common conductors plus one conductor for each call. Many devices are available that allow the expansion of the system, starting from the MTM door entry, which thanks to the modularity allows an easy and personalised installation as well as its maintenance.

MANY **FUNCTIONS,** INFINITE **SOLUTIONS**

AUDIO

Version X1

X1 Lite version

200 version

XIP version

IP version

GSM version

AUDIO / VIDEO

Version X1

XIP version

IP version

BUTTONS

Version X1,
XIP and IP360

200 version

HEARING IMPAIRED AND VOICE SYNTHESIS

Entering the **MTM** world means being able to choose between **17 modules**. There is a wide variety of functions to make **your entry panel unique**.

The **audio, video and button modules** are defined by stand out according to their operating system, while the others are suited for all our systems.

KEYPAD

DISPLAY

RFID

KEYPAD FOR ACCESS CONTROL

INFORMATION MODULE

BLIND MODULE

ADVANCED TECHNICAL FEATURES

The **MTM** range includes great features, all standard and on all **audio** and **video** models.

Besides the normal **voltage output** for the electric lock, there is also a **relay output** featured on the entry panel's terminal board. This can connect to any operator. Also, there are **two programmable**, input-or-output function **terminal boards.** The former is for any additional call buttons or feedback on the state of the door. The latter is for triggering additional auxiliary relays or to notify the state of the door to other systems.

WIDE-ANGLE VISION

The MTM video modules, enhanced by the new wide-eye lens, lets you see a very extensive area: **100° horizontal and 82° vertical** openings of the video camera lens.

The **IP360 version** has been further upgraded to a **130° horizontal and 95° vertical** angles, with no image distortion whatsoever.

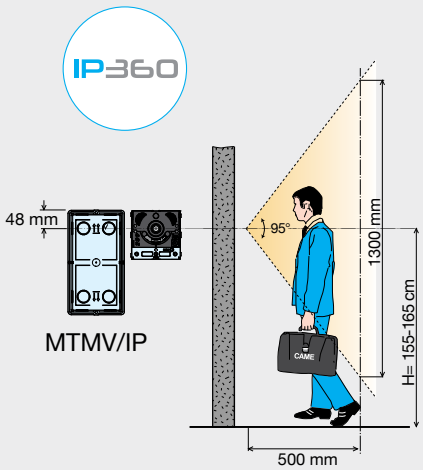

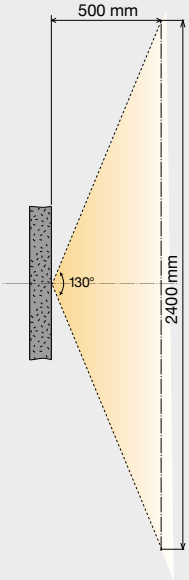

X1 SYSTEM WITH BUILT-IN POWER SUPPLY

The entry panel (excluding Audio Lite) **can power the X1** without the need for any line VA/01 power-supply units. This makes the structure even simpler.

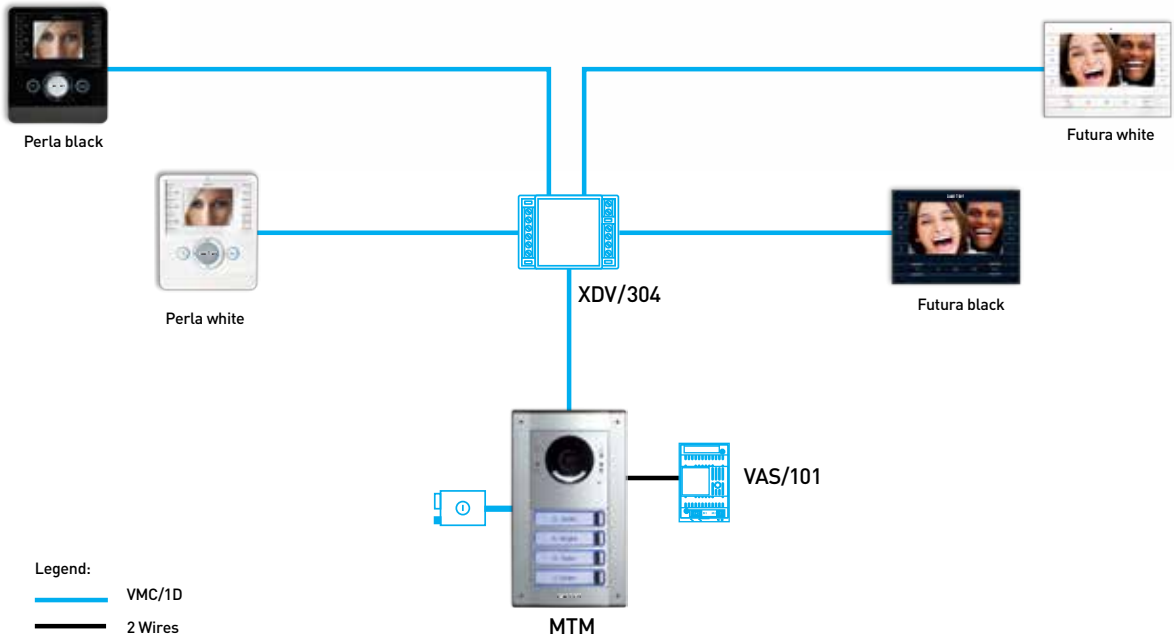

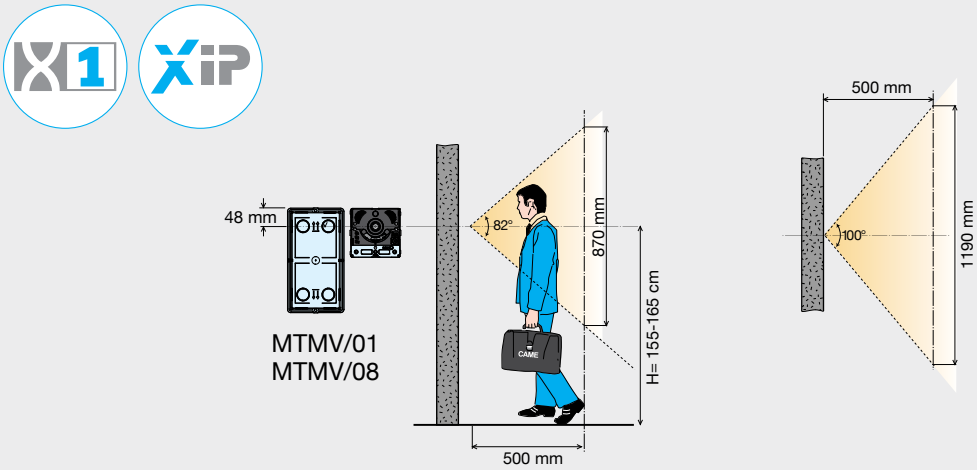

CLEAR NAME WINDOWS

66 x 15mm Name window for single button applications provides plenty of room for identification.

CAREFULLY DESIGNED LIGHT PROJECTION

The study conducted on the light projection has led us to achieve perfect illumination. The light projection ensures that the light's angle of diffusion is just right and uniform when lighting up a subject. In this way the intensity provided by the 4 LEDs is best used, without the irritating blinding effect.

SEPARATED VIDEO CAMERA

When installation conditions force you to separate the video camera from the plaque, MTM lets you directly connect a video camera to the module Audio without additional accessories.

TWO COLOUR BACKLIGHTING

MTM offers a wide choice when it comes to backlighting. The dimmer lets you adjust the brightness at increments of 25% through to 100% in the settings. This is true for both blue and white backlighting.

WATER AND IMPACT-RESISTANT

The MTM entry panels are designed to last. They can count on considerable durability thanks to the **IK07 shock resistance rating** and the **IP54 water and dust proof rating**.

GUARANTEED **IP54** AND **IK07**

EXCELLENT AUDIO QUALITY WHILE MAINTAINING A UNIQUE DESIGN

By carefully choosing our materials and shapes we achieved excellent sound quality without using unattractive holes on the plaque frontpieces. The audio comes via the video camera lens which diffuses around its edges.This entirely surrounds the user.

ACOUSTIC AND VISUAL ALERTS

We thought of everything when we designed MTM.
The visual and acoustic state alerts make our entry panels user-friendly for the elderly and those with disabilities.

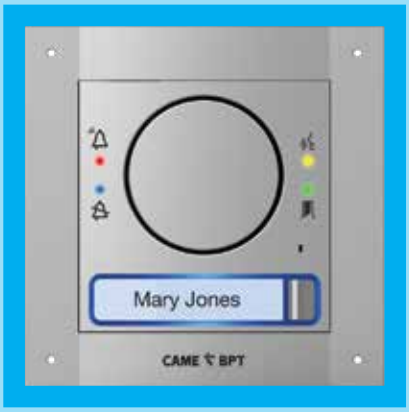

HD RESOLUTION AND HDR TECHNOLOGY (VERSION IP360)

With its HD 720p resolution and use of HDR (High Dynamic Range) technology, the image quality is greatly enhanced. This yields better dark/light effects even when the image on the screen is highly contrasted.

MANY **SPECIAL FUNCTIONS**

The difference is in the detail, and with **MTM,** we have thought of everything. We can provide a wide range of solutions for different scenarios, from the simplified **audio lite** to **GSM audio,** from access control functions to **extreme temperature** accessories and the **voice synthesis** module.

AUDIO LITE

The perfect solution when you need a simple plaque while maintaining excellent audio quality.

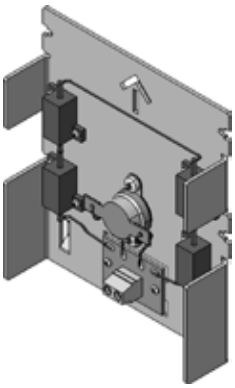

EXTREME TEMPERATURES

When extreme temperatures can cause problems to the system, this accessory warms up the entry panel so it can operate at -40°C.

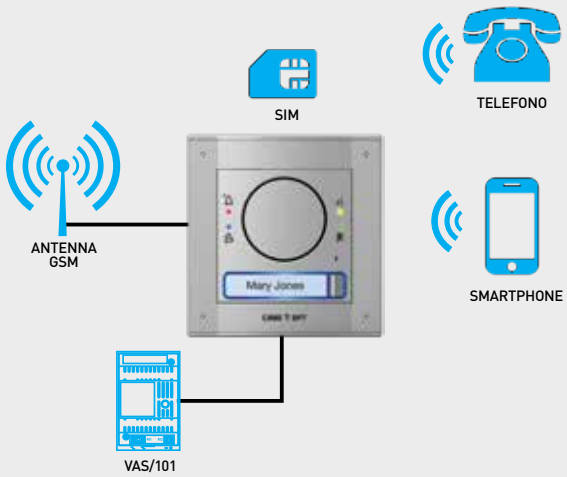

GSM AUDIO

The GSM entry panel is the ideal solution when wiring or distance is an issue, or when you cannot connect up to a receiver. Entry panels are installed in "**stand-alone"** mode, that is, by connecting them to a power-supply unit and to the antenna for receiving the GSM signal.
The plaque is entirely programmed via SMS text messages. Once you have fitted the SIM card, the system is fully operational and the whole video entry system is managed over the smartphone via SMSs and calls.
By pressing the call button, the plaque triggers a call to either mobiles or landlines from which users reply, and by using key combinations, can open the front door or gate or barrier.

ACCESS CONTROL FUNCTIONS

The MTM range also features two **access control specific** functional modes (MTMNA - MTMRFID).

These modules can be used by **connecting them to the XIP - IP360 video entry system** as well as in **stand-alone mode,** in which case they autonomously and directly manage the entrance.

Both modules feature **two on-board relay switches - one power and one signal,** for opening doors and other entrances with **two inputs** for directly triggering the relay switches.

Up to **3,500** number-codes

MTMNA mdoule + front piece **MTMFNA**

ACCESS-CONTROL KEYPAD

Up to **6,500** proximity dongles

MTMRFID **module** + front piece **MTMFRFID**

RFID READER WITH MIFARE TECHNOLOGY

VOICE SYNTHESIS AND THE HEARING IMPAIRED

This module enables hearing-impaired people wearing T-type magnetic interface hearing aids, to hear the video entry conversations.
It also enables visually-impaired people to hear a voice synthesis of the triggered commands when interacting with the plaque.

PUSH-BUTTON **VERSION?**

8, 4, 3, 2....

Just one module, with many faces.
You can add a **front-piece** to the module, with the required amount of buttons.

Four-button front-piece

Two-button front-piece

Three-button front-piece

Eight-button front-piece

DIGITAL **VERSION?**

The **display** lets you view up to **7,200 names in the address book**. When programming, you can choose the search mode that is best for a certain number of users: a simple **scroll list** or an **alphabetic block search** when you have a large numbers of users.

The **keypad** lets you activate the video entry and access control functions:

- **digital calls via number codes** (can manage up to 50,000 codes for IP360 systems, and up to 5,000 codes for X1 and XIP systems.
- **control code** to open entrance points (the maximum limit of codes depends on the type of access-control system being used.

DISPLAY module **MTMDY** + frontpiece **MTMFDY**

DISPLAY module **MTMDY** + front piece **MTMFDY**
KEYPAD module **MTMKB** + frontpiece **MTMFKB**

MTM VR VERSION

FRAME AND FRONT-PIECES MADE OF ZAMAK, ALL IN JUST 16 mm

HIGHLY WEATHER-AGENT PROOF

WATER AND SHOCK PROTECTED

SAME AUDIO AND VIDEO QUALITY AS THE MTM VERSION

CRUSH-PROOF BUTTONS WITH TWO COLOUR BACKLIGHTING

SECURITY SCREWS

MTM VANDAL-RESISTANT VERSION For greater security and peace-of-mind.

All of the functions on the standard version will be available in a new body: **same mechanics and functional modules,** same accessories, but with a vandal-resistant skin.

New design, **with Zamak composite,** all VR items can resist up to **IK09** level shocks. This means the MTM series is the most complete range of modular entry panels on the market.

VRM UK MADE **VANDAL RESISTANT** FRONT PLATES



CUSTOMISE YOUR VANDAL-PROOF ENTRY PANEL

All MTM-range functional modules can be mounted behind **flat customised plaques,** by simply adding a plastic adapter to ensure IP54 level protection and vandalism protection.
You can also use **customised buttons** via special expansion-electronics.

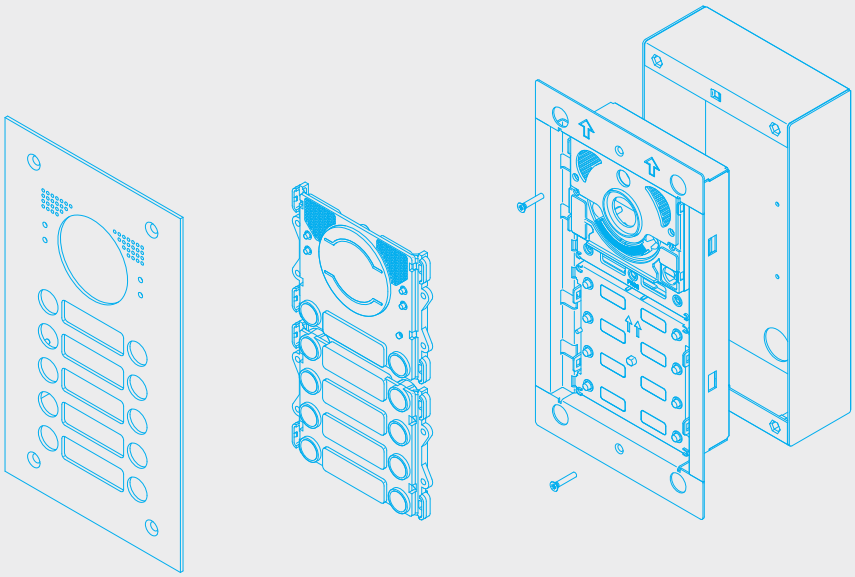

MOUNTING AND **INSTALLATION**

Fitting the **MTM** is **quick** and **easy.**
A few steps is all it takes to assemble and fasten the plaque to the wall. Below you can see the steps needed to fit a two-module video entry panel.

❶ Wire the terminal board to the wall.
❷ Fasten the video module to the frame.
❸ Fasten and connect the second module by using the flat cable.
❹ Connect the terminal board to the main module.
❺ Fasten the frame to the recess-mounting box.
❻ Program and adjust settings on entry panel.
❼ Add the front pieces.
❽ Close with the frame.

JUST ONE TERMINAL BOARD FOR CONNECTING TO THE SYSTEM

The system connects to the entry panel via a single terminal board that is connected to the audio or audio/video module. From here, all of the other modules are connected via a single flat anti-inverting cable. It's difficult to get it wrong.

BENCH-ASSEMBLING THE ENTRY PANEL

It is possible to assemble and program the modules before attending the installation, simply connect and attach the front plate on site.

MANUAL SETTINGS AND ADJUSTMENTS

Simpler systems can be programmed via the buttons on the audio or audio/video module.
You can, in fact:
- program calls;
- adjust the field of view;
- choose between blue or white backlighting;
- adjust button brightness.

PROGRAMMING VIA USB

Complex systems use a PC to program an entry panel. However, by fitting a USB drive into the audio or audio/video module, you can activate the advanced functions or program more complex systems. All programming is done via PCS/XIP software.

CAME CONNECT WE CONNECT. YOU CONTROL.

Smart phones and tablets are an essential part of everyday life.

These devices have become irreplaceable aids in our lives; also thanks to the Apps that provide control over new functions, every day.

Touching, seeing, hearing have no more limits. It's all within reach.

To meet these needs **CAME** has developed a series of custom Apps for controlling all of our products.

Enter the **CAME CONNECT** world.

XIP MOBILE
THE APP THAT BRINGS YOUR VIDEO ENTRY PANEL TO YOUR SMARTPHONE

The **XIP MOBILE** App lets you manage calls from your audio/video entry system, directly on your smartphone or tablet.

Do you want to see who is ringing the doorbell, even when you're not home?

XIP MOBILE lets you get calls and remotely scan the entry panel area on you mobile device. There's no need for any additional devices or special configurations. Just connect the system to your home's router.

Answering, checking the video cams' live images and opening the front door, from your smartphone, is now possible.

Disponibile su App Store

ANDROID APP ON Google play

STANDARD INSTALLATION

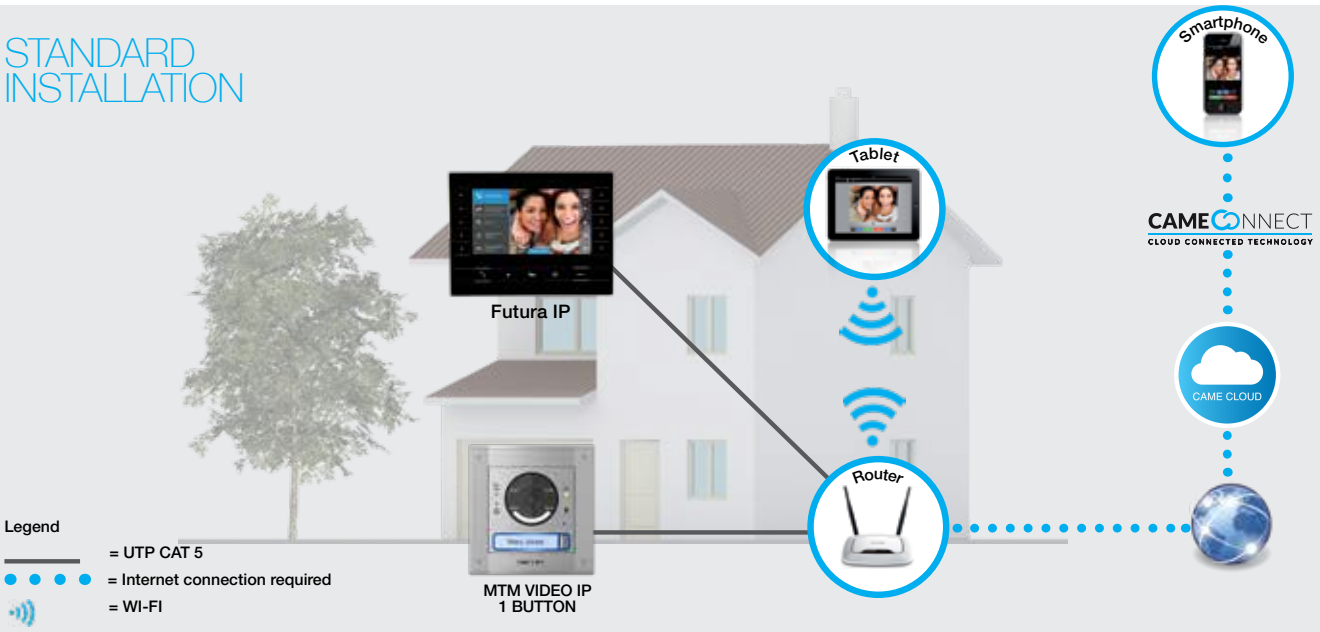

THE COMPOSITIONS

RECESS-MOUNTING 4-MODULE PROFILE AND FRAME

VIDEO MODULE WITH FRONTPIECE WITH ONE BUTTON TO CALL DOORMAN

DISPLAY FOR BROWSING THE ADDRESS BOOK

DIGITAL KEYPAD FOR CALLING THE REQUIRED UNIT.

RFID FOR OPENING BY USING A BADGE CARD

VIDEO MODULE WITH 2 BUTTONS

TWO 8-CALL MODULES FOR A TOTAL OF 16 BUTTONS

RECESS-MOUNTING 3-MODULE PROFILE AND FRAME

BOX FOR WALL-MOUNTING 2 MODULES WITH RAIN HOOD

VIDEO MODULE WITH 1-BUTTON FRONT PIECE

CALLS MODULE WITH 4-BUTTON FRONTPIECE

VR COMPOSITIONS

VANDAL-PROOF 4-MODULE WALL-MOUNTING BOX WITH RAIN HOOD.

VIDEO MODULE WITH FRONTPIECE WITHOUT CALL BUTTONS

DISPLAY FOR BROWSING THE ADDRESS BOOK

VANDAL-PROOF DIGITAL KEYPAD FOR CALLING THE REQUIRED UNIT.

RFID READER FOR OPENING BY USING A BADGE CARD

VANDAL-PROOF 3-MODULE RECESS-MOUNTING PROFILE AND FRAME

TWO 8-CALL MODULES FOR A TOTAL OF 8 BUTTONS

VANDAL-PROOF 2-MODULE WALL-MOUNTING BOX WITH RAIN HOOD.

AUDIO MODULE WITH VANDAL-PROOF FRONTPIECE WITHOUT CALL BUTTONS

EXAMPLE **SYSTEMS**

RESIDENTIAL

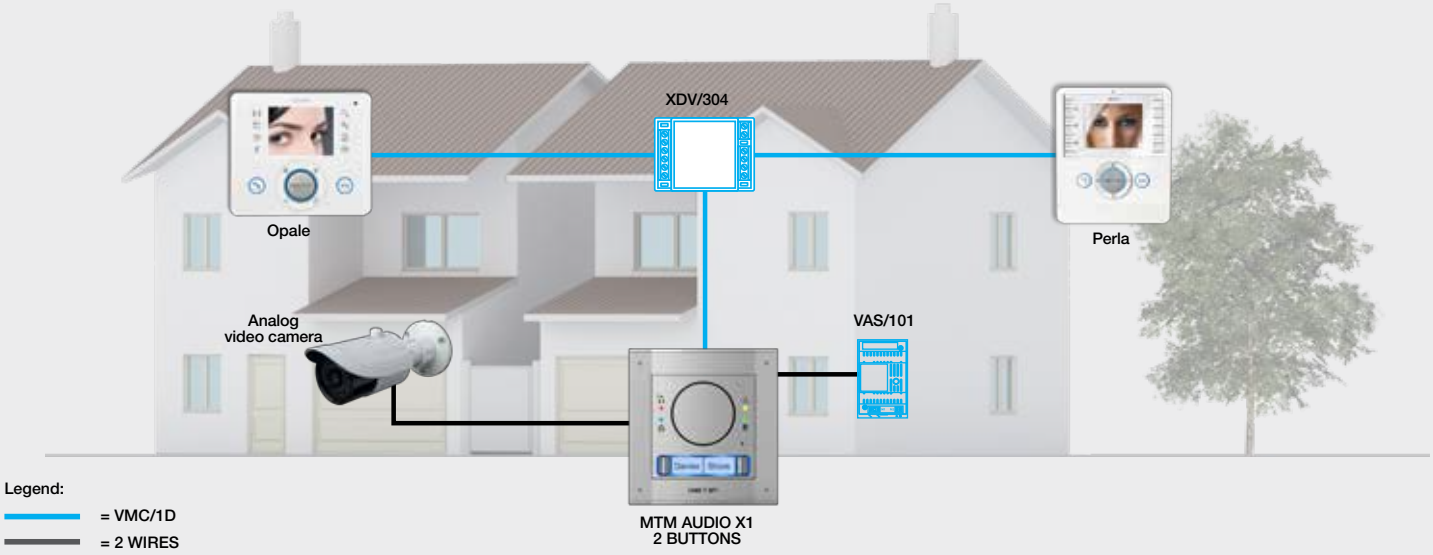

TWO-FAMILY RESIDENTIAL UNIT

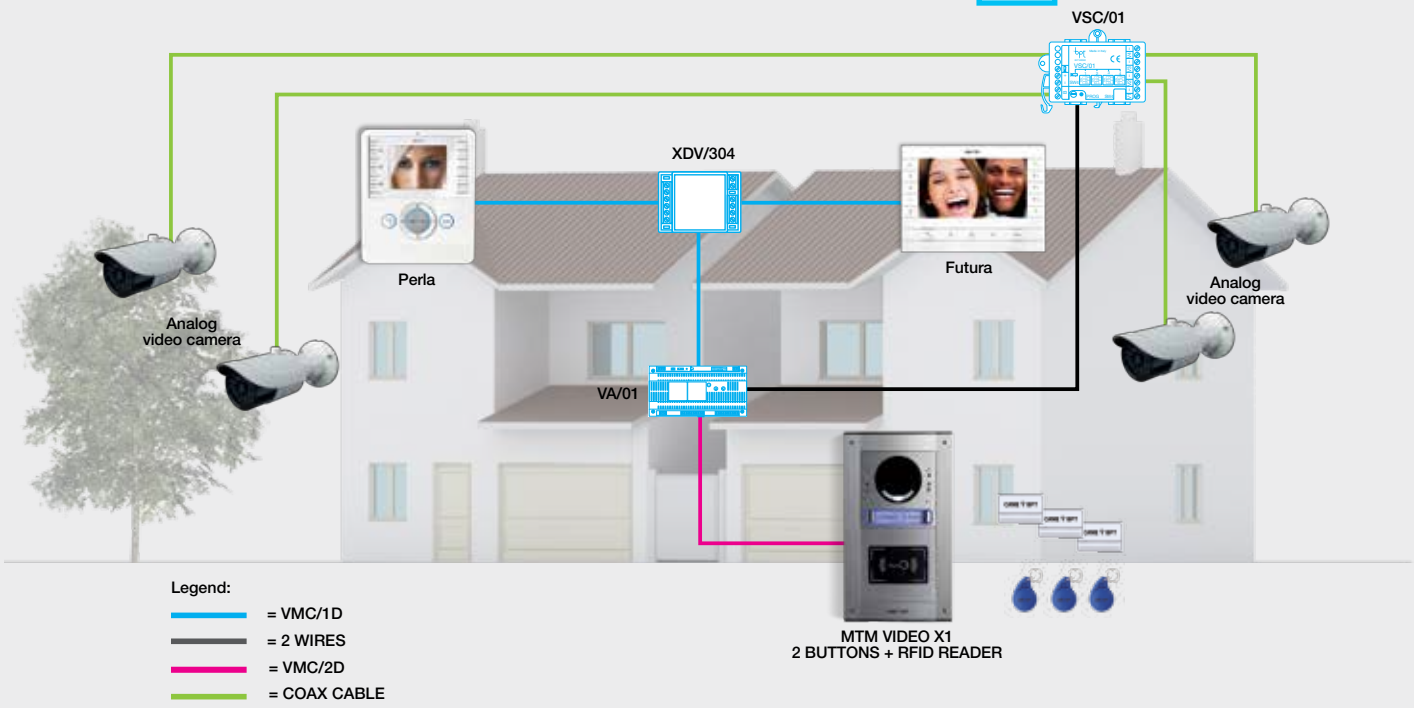

MTM provides for maximum flexibility. You can set up small residential systems, with audio only or audio/video systems. Choose among the various systems that we make available. Below you will find some installation examples that show the potential of the range and sheer simplicity with which it lets you manage any request.

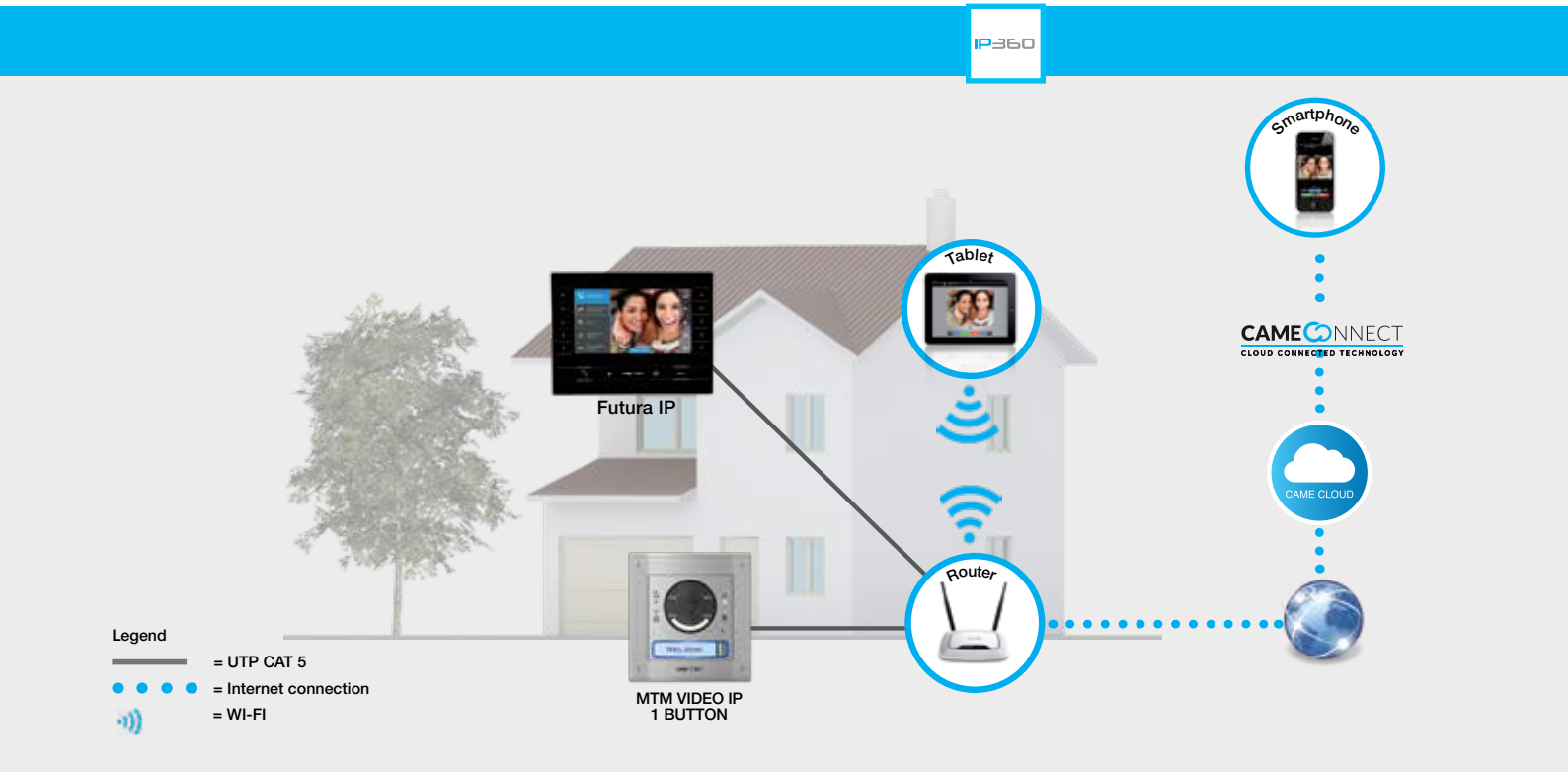

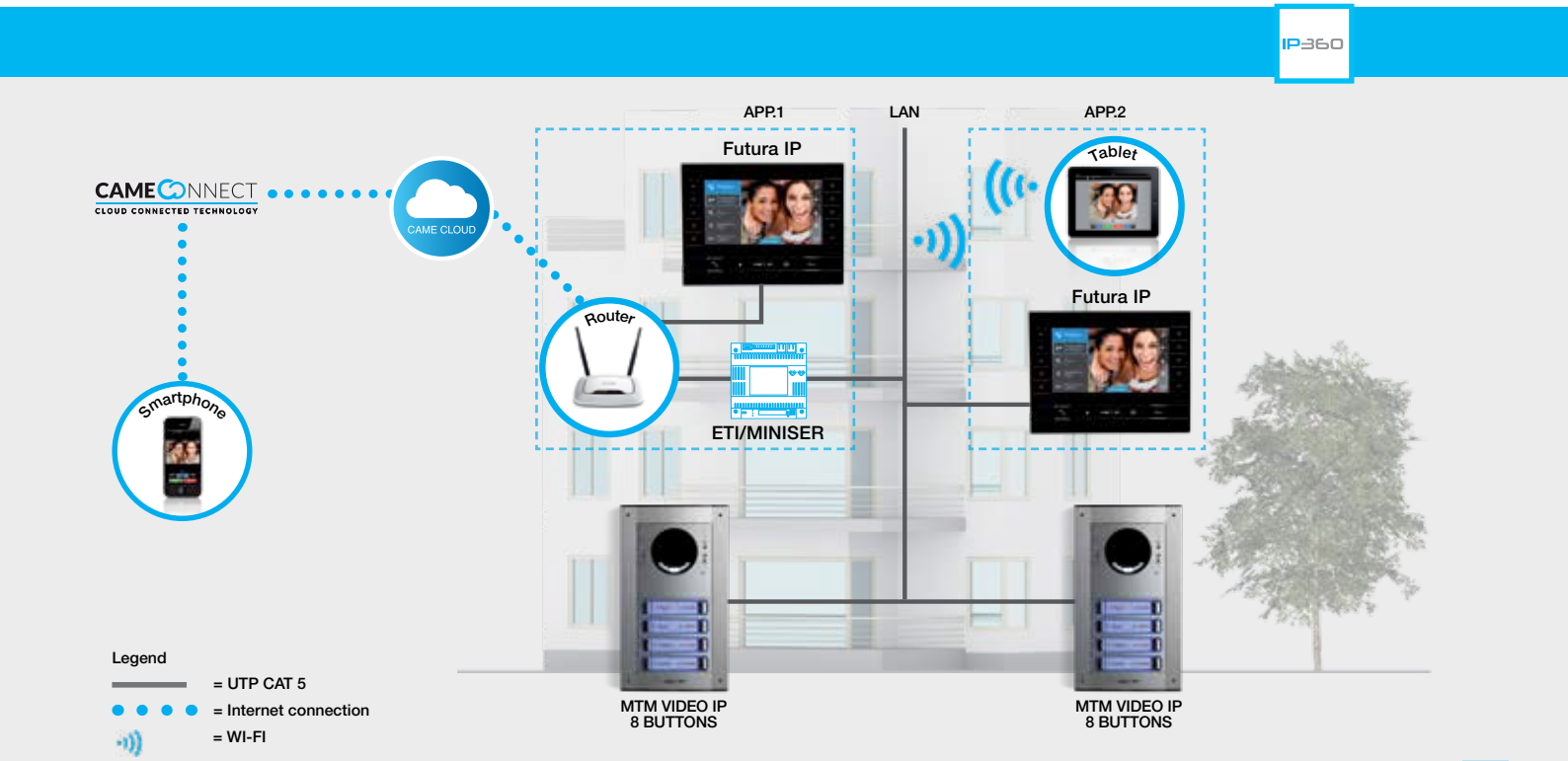

EXAMPLE **SYSTEMS**

URBAN IP360

COMPOUND 1

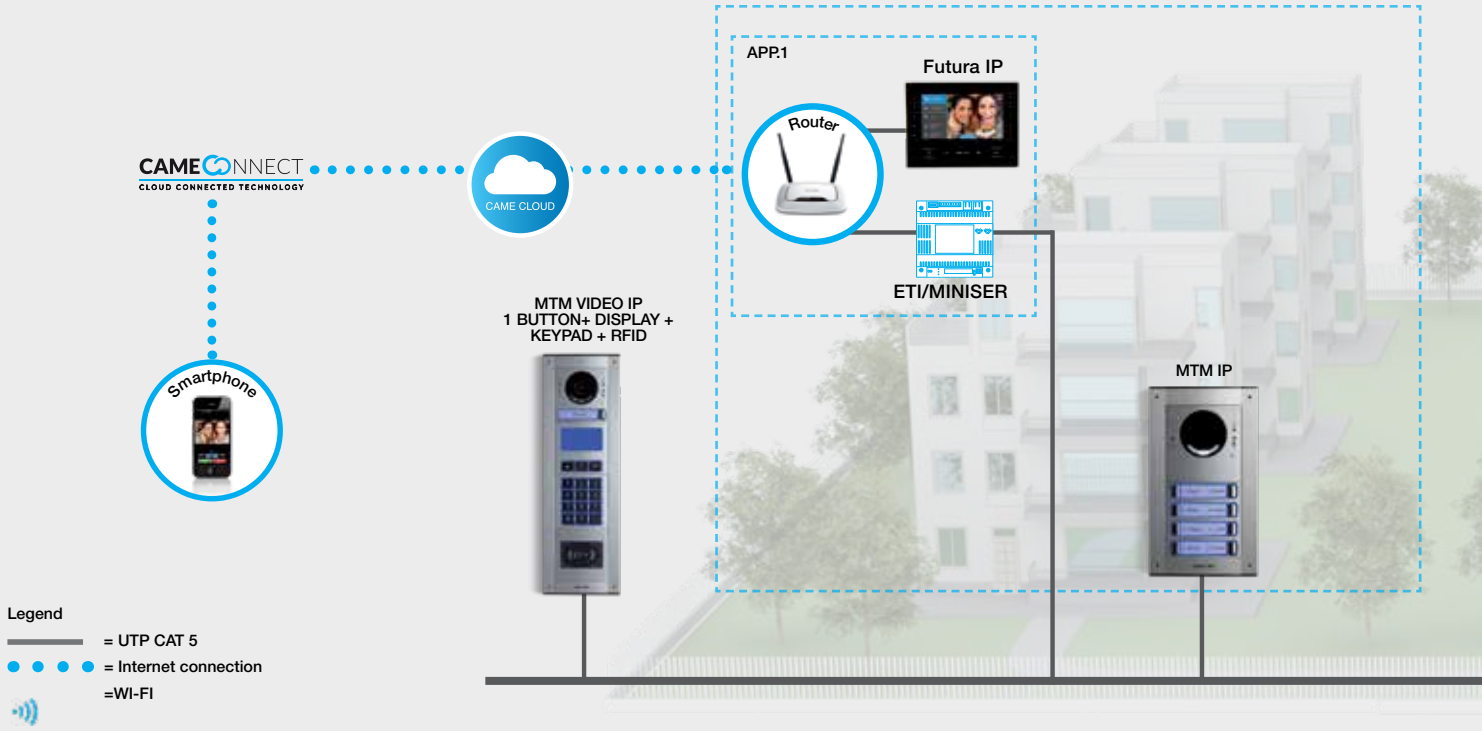

URBAN XIP

COMPOUND 1

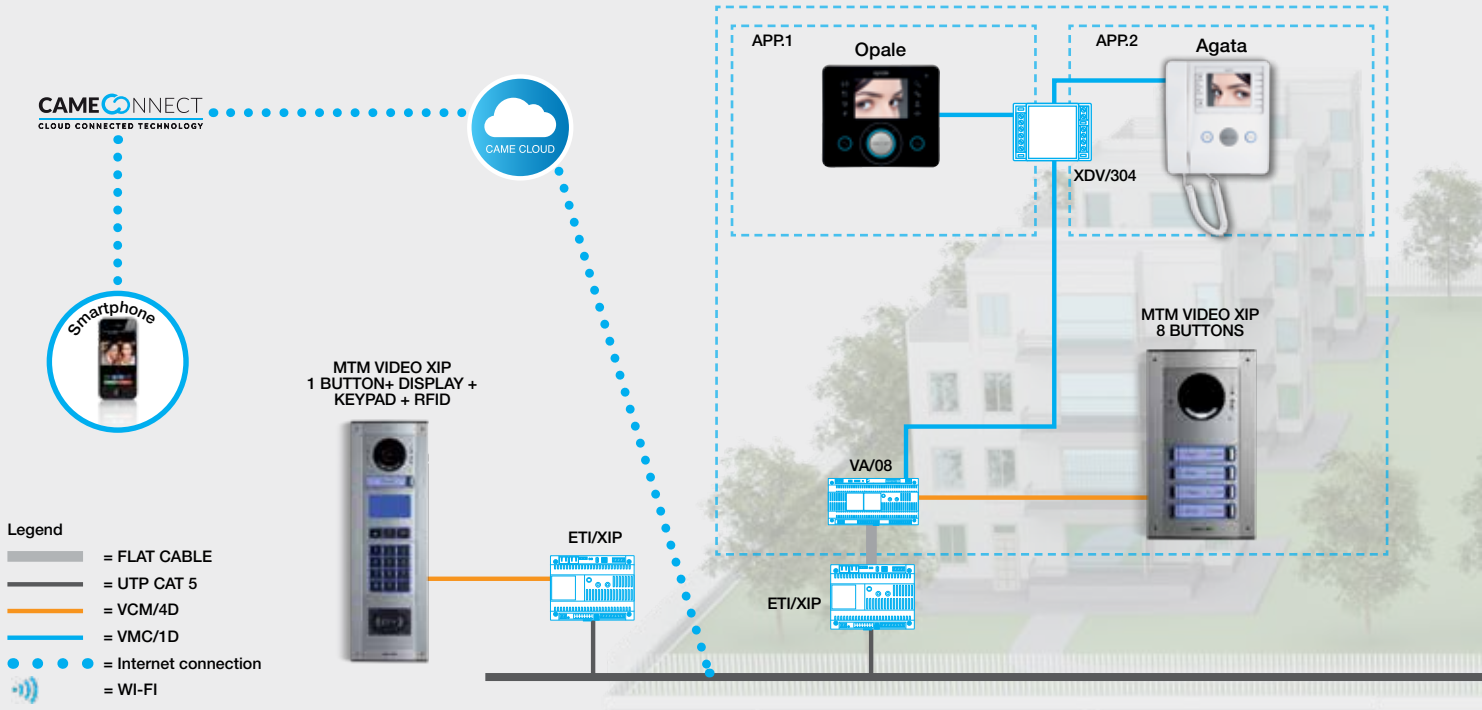

MTM lets you set up large system and manage residential compounds with countless apartment blocks using either the IP360 system or the XIP system.

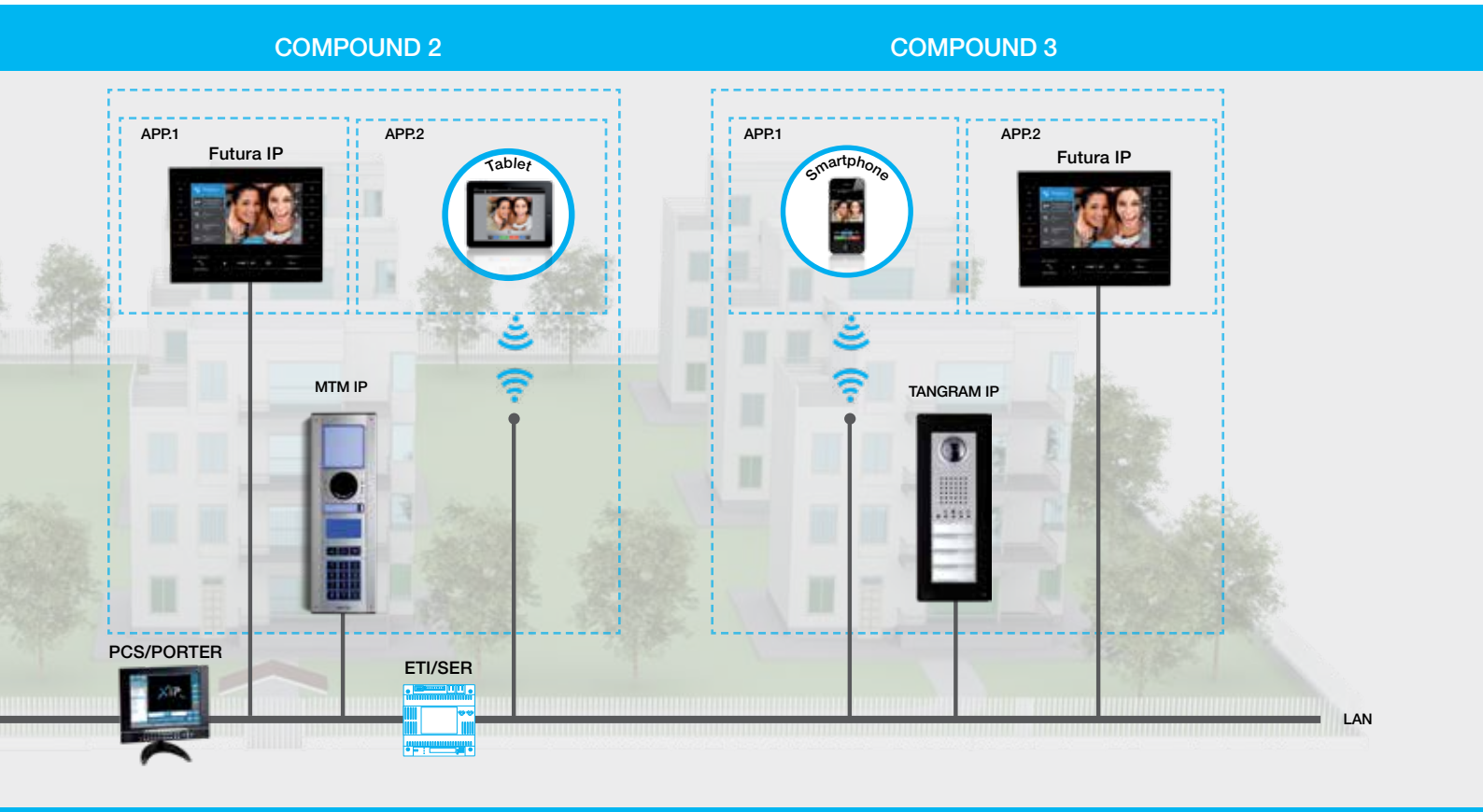

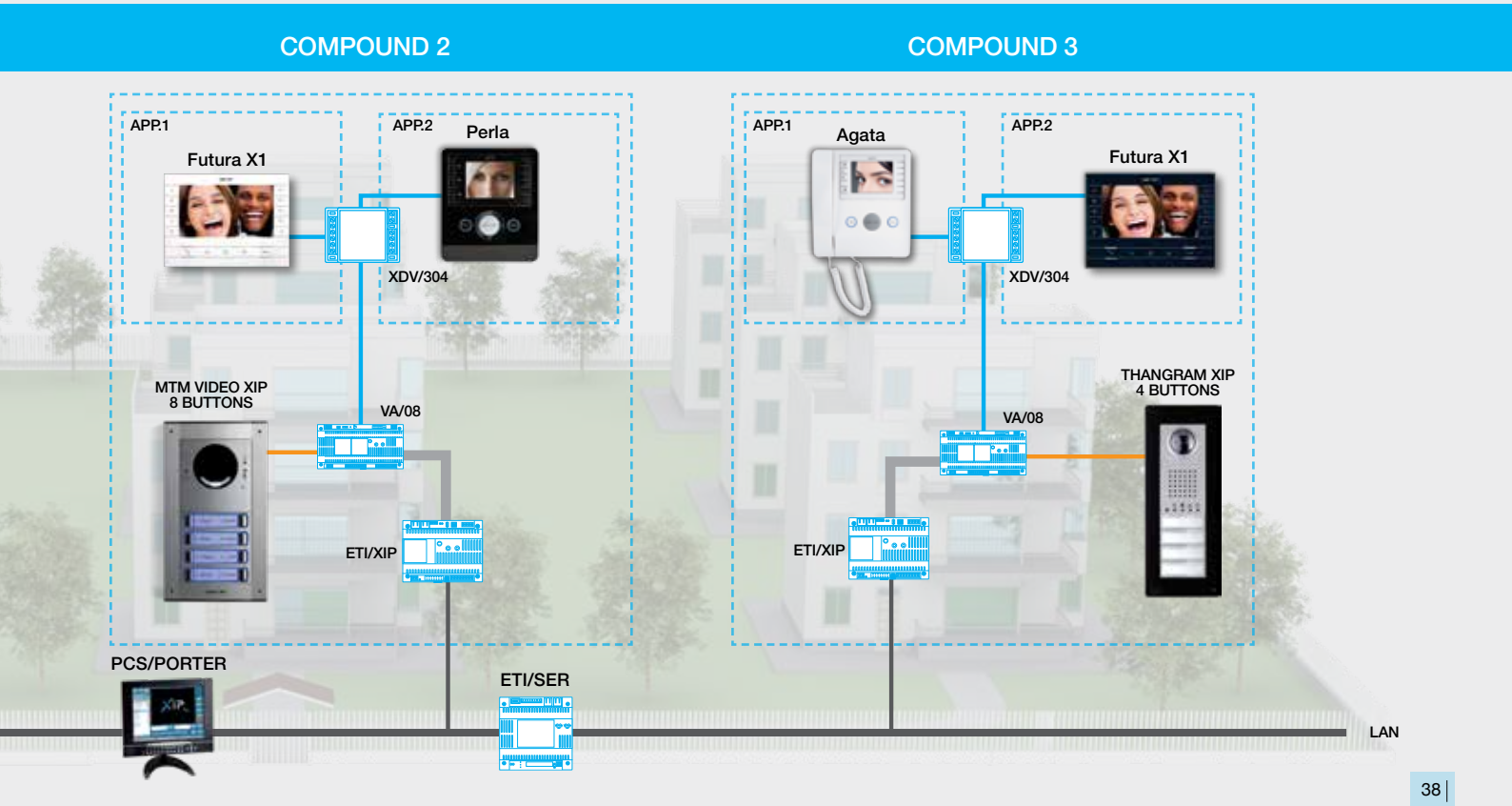

CODES

MODULES

MTMA/01 60020010

AUDIO MODEL
FOR THE X1 SYSTEM

MTMAL/01 60020020

AUDIO LITE MODULE
FOR THE X1 SYSTEM

MTMA/200 60020210

AUDIO MODULE FOR
THE 200 SYSTEM

MTMA/IP 60020040

AUDIO MODEL
FOR THE IP360 SYSTEM

MTMA/08 60020420

AUDIO MODULE FOR
THE XIP SYSTEM

MTMA/GSM 60020410

GSM AUDIO MODULE

MTMV/01 62030010

AUDIO-VIDEO MODULE
FOR THE X1 SYSTEM

MTMV/IP 62030020

AUDIO-VIDEO MODULE
FOR THE IP360 SYSTEM

MTMV/08 62030060

AUDIO-VIDEO MODULE
FOR THE XIP SYSTEM

MTM8C 60020030

8-CALL MODULE

MTM8C/200 60020220

8-CALL MODULE
FOR THE 200 SYSTEM

MTMBFVS 60020390

HEARING IMPAIRED
- VOICE SYNTHESIS MODULE

MTMKB 60020230

DIGITAL-CALL KEYPAD
MODULE

MTMDY 60020240

DISPLAY MODULE

MTMRFID 60020250

RFID ACCESS-CONTROL
MODULE

MTMMI 60020290

INFORMATION MODULE

MTMMC 60020310

MODULE + BLIND
FRONTPIECE

MTMNA 60020380

ACCESS-CONTROL KEYPAD
MODULE

FRONT PIECES

MTMFA0P 60020050

BLIND AUDIO FRONT-PIECE

MTMFA1P 60020060

AUDIO FRONT-PIECE
SINGLE BUTTON

MTMFA2P 60020070

AUDIO FRONT-PIECE
DOUBLE BUTTON

MTMFAL0P 60020080

AUDIO FRONT-PIECE
LITE BLIND

CODES

FRONT PIECES

MTMFAL1P 60020090

LITE AUDIO FRONT-PIECE
SINGLE BUTTON

MTMFAL2P 60020100

LITE AUDIO FRONT-PIECE
DOUBLE BUTTON

MTMFV0P 62030030

BLIND VIDEO
FRONT-PIECE

MTMFV1P 62030040

VIDEO FRONT-PIECE
SINGLE BUTTON

MTMFV2P 62030050

VIDEO FRONT-PIECE
DOUBLE BUTTON

MTMF2P 60020110

2-BUTTON FRONT-PIECE

MTMF3P 60020120

3-BUTTON FRONT-PIECE

MTMF4P 60020130

4-BUTTON FRONT-PIECE

MTMF8P 60020140

8-BUTTON FRONT-PIECE

MTMFRFID 60020260

MODULE FRONT-PIECE
RFID

MTMFKB 60020270

KEYPAD MODULE
FRONT-PIECE

MTMFDY 60020280

MODULE FRONT-PIECE
DISPLAY

MTMFMI 60020300

INFORMATION MODULE
FRONT-PIECE

MTMFNA 60020910

FRONT-COVER FOR
ACCESS -CONTROL KEYPAD

MTMFBF 60020920

HEARING IMPAIRED
AND VOICE SYNTHESIS
MODULE FRONTPIECE

FRAMES

MTMTP1M 60020170

FRAME+PLAQUE 1M

MTMTP2M 60020180

FRAME+PLAQUE 2M

MTMTP3M 60020340

FRAME+PLAQUE 3M

MTMTP4M 60020350

FRAME+PLAQUE 4M

RECESS-MOUNTING ACCESSORIES

MTMSI1M 60020150

1M RECESS-MOUNTING BOX

MTMSI2M 60020160

RECESS-MOUNTING BOX 2M

MTMSI3M 60020320

RECESS-MOUNTING
BOX 3M

MTMSI4M 60020330

RECESS-MOUNTING BOX 4M

CODES

RECESS-MOUNTING ACCESSORIES

MTMTI1M 60020490

RECESS-MOUNTING
RAIN HOOD 1M

MTMTI2M 60020500

RECESS-MOUNTING
RAIN HOOD 2M

MTMTI3M 60020510

RECESS-MOUNTING
RAIN HOOD 3M

MTMTI4M 60020520

RECESS-MOUNTING
RAIN HOOD 4M

MTMTI1M2 60020530

RECESS-MOUNTING
RAIN HOOD 1Mx2

MTMTI1M3 60020540

RECESS-MOUNTING
RAIN HOOD 1Mx3

MTMTI1M4 60020550

RECESS-MOUNTING
RAIN HOOD 1Mx4

MTMTI2M2 60020560

RECESS-MOUNTING
RAIN HOOD 2Mx2

MTMTI3M2 60020570



RECESS-MOUNTING
RAIN HOOD 3Mx2

MTMTI3M3 60020580

RECESS-MOUNTING
RAIN HOOD 3Mx3

WALL-MOUNTING ACCESSORIES

MTMSP1M 60020190

WALL-MOUNTING BOX
WITH RAIN HOOD 1M

MTMSP2M 60020200

WALL-MOUNTING BOX
WITH RAIN HOOD 2M

MTMSP3M 60020360

WALL-MOUNTING BOX
WITH RAIN HOOD 3M

MTMSP4M 60020370

WALL-MOUNTING BOX
WITH RAIN HOOD 4M

MTMSP1M2 60020430



WALL-MOUNTING BOX
WITH RAIN HOOD 1Mx2

MTMSP1M3 60020440

WALL-MOUNTING BOX
WITH RAIN HOOD 1Mx3

MTMSP1M4 60020450

WALL-MOUNTING BOX
WITH RAIN HOOD 1Mx4

MTMSP2M2 60020460

WALL-MOUNTING BOX
WITH RAIN HOOD 2Mx2

MTMSP3M2 60020470

WALL-MOUNTING BOX
WITH RAIN HOOD 3Mx2

MTMSP3M3 60020480

WALL-MOUNTING BOX
WITH RAIN HOOD 3Mx3

CODES

MTM VR FRONTPIECES

MTMFA0PVR 60020600

VR BLIND
AUDIO FRONTPIECE

MTMFA1PVR 60020610

VR SINGLE-BUTTON
AUDIO FRONTPIECE

MTMFA2PVR 60020620

VR DOUBLE-BUTTON
AUDIO FRONTPIECE

MTMFAL0PVR 60020630

VR LITE BLIND
AUDIO FRONTPIECE

MTMFAL1PVR 60020640

LITE AUDIO FRONT-PIECE
VR SINGLE BUTTON

MTMFAL2PVR 60020650

LITE AUDIO FRONT-PIECE
VR DOUBLE BUTTON

MTMFV0VR 62030070

VIDEO FRONT-PIECE
VR BLIND

MTMFV1PVR 62030080

AUDIO-VIDEO FRONTPIECE
VR SINGLE BUTTON

MTMFV2PVR 62030090

VR DOUBLE-BUTTON AUDIO-VIDEO
FRONTPIECE

MTMMCVR 60020730

MODULE + FRONTPIECE
BLIND VR

MTMF2PVR 60020660

2-BUTTON FRONT-PIECE
VR

MTMF3PVR 60020670

3-BUTTON FRONT-PIECE
VR

MTMF4PVR 60020680

VR 4-BUTTON
FRONTPIECE

MTMF8PVR 60020690



VR FRONTPIECE
8-BUTTON

MTMFKBVR 60020700

VR KEYPAD MODULE
FRONTPIECE

MTMFDYVR 60020710

VR DISPLAY
MODULE FRONTPIECE

ACCESSORIES

MTMFRFIDVR 60020720

VR RFID ACCESS-
CONTROL MODULE
FRONT PIECE

MTMFNAVR 60020930

VR KEYPAD ACCESS-
CONTROL MODULE
FRONTPIECE

MTMGT 60020400

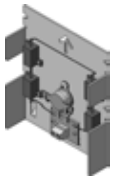

HEATER
ACCESSORY

VR MTM FRAMES

MTMTP1MVR 60020740

PROFILE+PLAQUE 1M VR

MTMTP2MVR 60020750

PROFILE+PLAQUE 2M VR

MTMTP3MVR 60020760

PROFILE+PLAQUE 3M VR

MTMTP4MVR 60020770

PROFILE+PLAQUE 4M VR

MTMT'S COMPONENTS

RECESS-MOUNTING BOX
Available for the various entry panel versions, from 1 to 4 modules, depth 48 mm.

PROFILE
Aluminum module-housing profile with cataphoresis treatment and black paint coat to ensure high levels of endurance against corrosion and rust. Compatible with BTicino, Comelit and Urmet recess-mounting boxes.

FRONT PIECES
Ready-to-use frontpieces, in that they are already configured and need no extra buttons or caps. Outer side made of satin-finish aluminum with sturdy internal structure to make the standard outer panel IK07.
Also available is the VR version with Zamak IK09 coating.

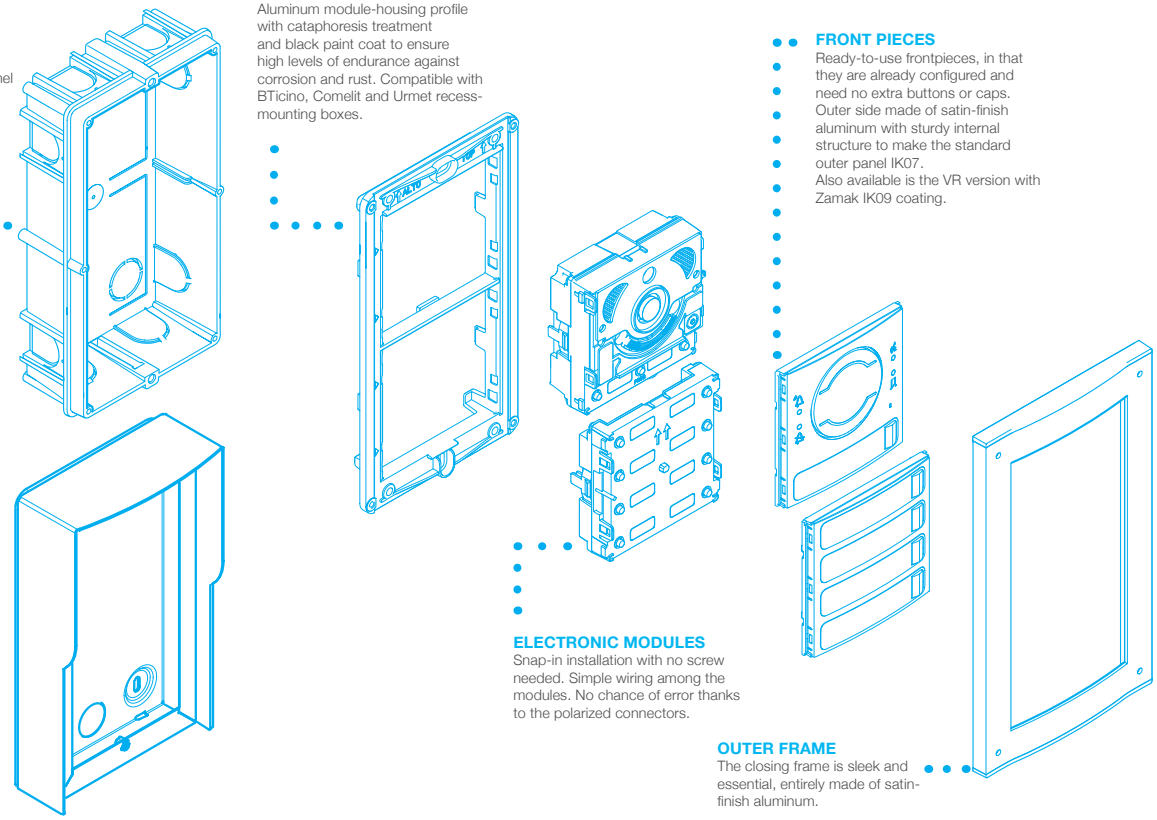

WALL-MOUNTING BOX
A wall-mounting box is available when recess-mounting is not possible.

ELECTRONIC MODULES
Snap-in installation with no screw needed. Simple wiring among the modules. No chance of error thanks to the polarized connectors.

OUTER FRAME
The closing frame is sleek and essential, entirely made of satin-finish aluminum.

BEST SELLING COMPOSITIONS

Audio module for **X1** system **60020010**
Audio module for **XIP** system **60020420**
Audio module for **IP360** system **60020040**
Audio module **GSM** system **60020410**

Video module for **X1** system **62030010**
Video module for **XIP** system **62030060**
Video module for **IP360** system **62030020**

Description	Code
1 M recess-mounting box	60020150
1 M Profile + frame	60020170
A module for X1 system	60020010
One-button front-piece A	60020060

Description	Code
2 M recess-mounting box	60020160
2 M profile + frame	60020180
A/V module for X1 system	62030010
One-button front-piece V	62030040
Eight-button module	60020030
Four-button front-piece	60020130

Description	Code
2 M recess-mounting box	60020160
Profile + 2 M frame	60020180
A/V module for X1 system	62030010
Blind V front-piece	62030030
Eight-button module	60020030
Four-button front-piece	60020130

MTM ELECTRIC CALCULATOR

CURRENT DRAW TABLE

Source capacity		Load consumption	
MTMAL/01	12M	MTM8C	1M
MTMA/01	12M	MTMKB	2M
MTMV/01	12M	MTMDY	8M
MTMA/IP	12M	MTMRFID	2M/0M (local pwr sup.)
MTMV/IP	12M	MTMMI	1M
MTMA/GSM	12M	MTMNA	2M/0M (local pwr sup.)
MTMA/08	12M	MTMBFVS	2M
MTMV/08	12M	MTMEX8C	1M

1M = MTM electric consumption unit

Example table of absorbing loads

	Item	Quantity	no. M	Item	Quantity	no. M
Source	MTMV/01	1	12M	MTMV/01	1	12M
Load	MTMDY	1	8M	MTM8C	4	4M
	MTMKB	1	2M	MTMDY	1	8M
	MTMRFID	1	2M	MTMKB	1	2M
		Total	**12M**		**Total**	**14M**
Outcome	**OK**			**KO (14M > 12M)**		

COMPATIBILITY TABLE

MTM Main modules compatibility	MTM8C	MTMKB	MTMDY	MTMRFID	MTMNA	MTMMI	MTMMC	MTMBFVS	MTMEX8C
MTMAL/01	F			P	P	P	M		F
MTMA/01	F	F	F	F	B	B	M	F	F
MTMV/01	F	F	F	F	B	B	M	F	F
MTMA/IP	F	F	F	F	C	B	M	F	F
MTMV/IP	F	F	F	F	C	B	M	F	F
MTMA/GSM	F	F	F	B	B	B	M	F	F
MTMA/08	F	F	F	F	C	B	M	F	F
MTMV/08	F	F	F	F	C	B	M	F	F
MTMRFID					M		M		
MTMNA				M			M		

F = Functional compatibility
B = Only backlighting adjusting + power supply from modular bus
C = No calls, only backlighting adjusting + power supply from modular bus. Access control with MTM*/IP or VA/08 with connection to CAN bus
P = Only compatibility for power supply from modular bus
M = Only mechanical compatibility

Description	Code
3 M recess-mounting box	60020320
3 M Profile + frame	60020340
A/V module for X1 system	62030010
One-button front-piece V	62030040
Eight-button module	60020030
Four-button front-piece	60020130
RFID module	60020250
RFID front-piece	60020260

Description	Code
3 M recess-mounting box	60020320
3 M VR profile + frame	60020760
A/V module for X1 system	62030010
V 2 front piece VR button	62030090
Display module	60020240
VR display front-piece	60020710
Keypad module	60020230
VR keypad front-piece	60020700

Description	Code
4 M recess-mounting box	60020330
4 M profile + frame	60020350
A/V module for X1 system	62030010
One-button front-piece V	62030040
Display module	60020240
Display front piece	60020280
Keypad module	60020230
Keypad front piece	60020270
Information module	60020290
Info front piece	60020300

Description	Code
4 M recess-mounting box	60020330
4 M VR profile + frame	60020770
A/V module for X1 system	62030010
V 1 front-piece VR button	62030080
Display module	60020240
VR display front-piece	60020710
Keypad module	60020230
VR keypad front-piece	60020700
RFID module	60020250
RFID VR front-piece	60020720

AUDIO COMPOSITION TABLE

number of calls	AUDIO MODULE	POWER-SUPPLY UNIT	CALLS MODULE	FRONT PIECES			BUTTONS				RECESS-MOUNTING BOX	
	MTMA/01 Eye audio for X1 system	**VAS/101 ***** Power-supply unit 230 V	**MTM8C** Eye Eight calls	**MTMFA0P** Blind audio front-piece	**MTMFA1P** One-button audio front-piece	**MTMFA2P** Two-button audio front-piece	**MTMF2P** Two-button front-piece	**MTMF3P** Three-button front-piece	**MTMF4P** Four-button front-piece	**MTMF8P** Eight-button front-piece	**MTMSI1M** One-module recess-mounting box	**MTMSI2M** Two-module recess-mounting box
	60020010	62700011	60020030	60020050	60020060	60020070	60020110	60020120	60020130	60020140	60020150	60020160
1	1	1	0	0	1	0	0	0	0	0	1	0
2	1	1	0	0	0	1	0	0	0	0	1	0
3	1	1	1	1	0	0	0	1	0	0	0	1
4	1	1	1	1	0	0	0	0	1	0	0	1
5	1	1	1	0	1	0	0	0	1	0	0	1
6	1	1	1	1	0	0	0	0	0	1	0	1
7	1	1	1	1	0	0	0	0	0	1	0	1
8	1	1	1	1	0	0	0	0	0	1	0	1
9	1	1	1	0	0	1	0	0	0	1	0	1
10	1	1	1	0	0	1	0	0	0	1	0	1
11	1	1	3	1	0	0	0	1	2	0	0	0
12	1	1	3	1	0	0	0	0	3	0	0	0
13	1	1	3	0	1	0	0	0	3	0	0	0
14	1	1	2	1	0	0	0	0	0	2	0	0
15	1	1	2	1	0	0	0	0	0	2	0	0
16	1	1	2	1	0	0	0	0	0	2	0	0
17	1	1	2	0	0	1	0	0	0	2	0	0
18	1	1	2	0	0	1	0	0	0	2	0	0
19	1	1	5	1	0	0	0	1	4	0	0	0
20	1	1	5	1	0	0	0	0	5	0	0	0
56	1	1	7	1	0	0	0	0	0	7	0	0
90	1	1	11	0	0	1	0	0	0	11	0	0

*For every ten XDV/304s, add an XDV/300A; after 64 receivers, add an XAS/301.01
***If you decide to connect an outer video-camera to the MTMA/01 module, use the same power supply unit as used on the VAS/100.30 video-intercom systems.

number of calls	AUDIO MODEL	POWER-SUPPLY UNIT	KEYPAD MODULE	DISPLAY MODULE	FRONT PIECES					RECESS-MOUNTING BOX	FRAME + PLAQUE
	MTMA/01 Eye audio for X1 system	**VAS/101 ***** Power-supply unit 230 V	**MTMKB** Eye digital call keypad	**MTMDY** Display module	**MTMFA0P** Blind audio front-piece	**MTMFA1P** One-button audio front-piece	**MTMFA2P** Two-button audio front-piece	**MTMFKB** Keypad module front-piece	**MTMFDY** Display module front-piece	**MTMSI3M** Three-module recess-mounting box	**MTMTP3M** Three-module frame + plaque
	60020010	62700011	60020230	60020240	60020050	60020060	60020070	60020270	60020280	60020320	60020340
up to 98	1	1	1	1	1	0	0	1	1	1	1
98 +P**	1	1	1	1	0	1	0	1	1	1	1

*For every ten XDV/304s, add an XDV/300A; after 64 receivers, add an XAS/301.01
** P = porter
***If you decide to connect an outer video-camera to the MTMA/01 module, use the same power supply unit as used on the VAS/100.30 video-intercom systems.

number of calls	RECESS - MOUNTING BOX		FRAME + PLAQUE				ADDITIONAL FUNCTIONS (OPTIONAL)				RECEIVERS
			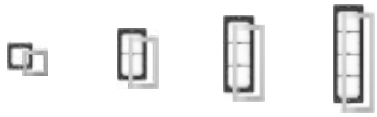								AS CHOSEN
	MTMSI3M Three-module recess-mounting box	**MTMSI4M** Four-module recess-mounting box	**MTMTP1M** One-module frame + plaque	**MTMTP2M** Two-module frame + plaque	**MTMTP3M** Three-module frame + plaque	**MTMTP4M** Four-module frame + plaque	**MTMRFID MTMFRFID** Module + front-piece RFID	**MTMNA MTMFNA** Access-control module + front-piece	**MTMBFVS MTMFBF** Hearing-impaired module + front-piece	**MTMMI MTMFMI** Module + data front-piece	
	60020320	60020330	60020170	60020180	60020340	60020350	60020250 60020260	60020380 60020910	60020390 60020920	60020290 60020300	
1	0	0	1	0	0	0					1
2	0	0	1	0	0	0					2
3	0	0	0	1	0	0					3
4	0	0	0	1	0	0					4
5	0	0	0	1	0	0					5
6	0	0	0	1	0	0					6
7	0	0	0	1	0	0					7
8	0	0	0	1	0	0					8
9	0	0	0	1	0	0					9
10	0	0	0	1	0	0					10
11	0	1	0	0	0	1					11
12	0	1	0	0	0	1					12
13	0	1	0	0	0	1					13
14	1	0	0	0	1	0					14
15	1	0	0	0	1	0					15
16	1	0	0	0	1	0					16
17	1	0	0	0	1	0					17
18	1	0	0	0	1	0					18
19	2	0	0	0	2	0					19
20	2	0	0	0	2	0					20
56	0	2	0	0	0	2					56
90	0	3	0	0	0	3					90

For each additional function added to a video entry panel, consider that the recess-mounting box and the frame will need an extra space for an additional module.

number of calls	ADDITIONAL FUNCTIONS (OPTIONAL)				RECEIVERS
					AS CHOSEN
	MTMRFID MTMFRFID Module + front-piece RFID	**MTMNA MTMFNA** Module + access control front	**MTMBFVS MTMFBF** Hearing-impaired module + front-piece	**MTMMI MTMFMI** Module + data front-piece	
	60020250 60020260	60020380 60020910	60020390 60020920	60020290 60020300	
up to 98	For each additional function added to a video entry panel, consider that the recess-mounting box and the frame will need an extra space for an additional module.				up to 98
98 +P**					up to 98

RECEIVERS

Complete your system with one of our intercoms.

AGATA

60240050
AGATA C

60240090
AGATA C F

60240060
AGATA C/B

PERLA

60540020
PEC NF

60540010
PEC BI

VIDEO COMPOSITION TABLE

number of calls	VIDEO MODULE	POWER-SUPPLY UNIT	CALLS MODULE	FRONT PIECES			BUTTONS				RECESS-MOUNTING BOX	
	MTMV/01 Eye audio/video for X1 system	**VAS/101.30** Power-supply unit 230 V	**MTM8C** Eye Eight calls	**MTMFV0P** Blind audio front-piece	**MTMFV1P** One-button video front-piece	**MTMFV2P** Two-button video front-piece	**MTMF2P** Two-button front-piece	**MTMF3P** Three-button front-piece	**MTMF4P** Four-button front-piece	**MTMF8P** Eight-button front-piece	**MTMSI1M** One-module recess-mounting box	**MTMSI2M** Two-module recess-mounting box
	62030010	62703310	60020030	62030030	62030040	62030050	60020110	60020120	60020130	60020140	60020150	60020160
1	1	1	0	0	1	0	0	0	0	0	1	0
2	1	1	0	0	0	1	0	0	0	0	1	0
3	1	1	1	1	0	0	0	1	0	0	0	1
4	1	1	1	1	0	0	0	0	1	0	0	1
5	1	1	1	0	1	0	0	0	1	0	0	1
6	1	1	1	1	0	0	0	0	0	1	0	1
7	1	1	1	1	0	0	0	0	0	1	0	1
8	1	1	1	1	0	0	0	0	0	1	0	1
9	1	1	1	0	0	1	0	0	0	1	0	1
10	1	1	1	0	0	1	0	0	0	1	0	1
11	1	1	3	1	0	0	0	1	2	0	0	0
12	1	1	3	1	0	0	0	0	3	0	0	0
13	1	1	3	0	1	0	0	0	3	0	0	0
14	1	1	2	1	0	0	0	0	0	2	0	0
15	1	1	2	1	0	0	0	0	0	2	0	0
16	1	1	2	1	0	0	0	0	0	2	0	0
17	1	1	2	0	0	1	0	0	0	2	0	0
18	1	1	2	0	0	1	0	0	0	2	0	0
19	1	1	5	1	0	0	0	1	4	0	0	0
20	1	1	5	1	0	0	0	0	5	0	0	0
56	1	1	7	1	0	0	0	0	0	7	0	0
90	1	1	11	0	0	1	0	0	0	11	0	0

*For every ten XDV/304s, add an XDV/300A; after 64 receivers, add an XAS/301.01

number of calls	AUDIO MODEL	POWER-SUPPLY UNIT	KEYPAD MODULE	DISPLAY MODULE	FRONT PIECES					RECESS-MOUNTING BOX	FRAME + PLAQUE
	MTMA/01 Eye audio/ video for X1 system	**VAS/100.30** Power-supply unit 230 V	**MTMKB** Eye digital call keypad	**MTMDY** Display module	**MTMFA0P** Blind audio front-piece	**MTMFA1P** One-button audio front-piece	**MTMFA2P** Two-button audio front-piece	**MTMFKB** Keypad module front-piece	**MTMFDY** Display module front-piece	**MTMSI3M** Three-module recess-mounting box	**MTMTP3M** Three-module frame + plaque
	60020010	62700011	60020230	60020240	60020050	60020060	60020070	60020270	60020280	60020320	60020340
up to 98	1	1	1	1	1	0	0	1	1	1	1
98 +P**	1	1	1	1	0	1	0	1	1	1	1

*For every ten XDV/304s, add an XDV/300A; after 64 receivers, add an XAS/301.01
** P = porter

number of calls	RECESS - MOUNTING BOX		FRAME + PLAQUE				ADDITIONAL FUNCTIONS (OPTIONAL)				VIDEO SPLITTER	RECEIVERS
												AS CHOSEN
	MTMSI3M Three-module recess-mounting box	**MTMSI4M** Four-module recess-mounting box	**MTMTP1M** One-module frame + plaque	**MTMTP2M** Two-module frame + plaque	**MTMTP3M** Three-module frame + plaque	**MTMTP4M** Four-module frame + plaque	**MTMRFID MTMFRFID** Module + front-piece RFID	**MTMNA MTMFNA** Access-control module + front-piece	**MTMBFVS MTMFBF** Hearing-impaired module + front-piece	**MTMMI MTMFMI** Module + data front-piece	**XDV/304*** Four-output video splitter	
	60020320	60020330	60020170	60020180	60020340	60020350	60020250 60020260	60020380 60020910	60020390 60020920	60020290 60020300	62821300	
1	0	0	1	0	0	0						1
2	0	0	1	0	0	0						2
3	0	0	0	1	0	0						3
4	0	0	0	1	0	0						4
5	0	0	0	1	0	0						5
6	0	0	0	1	0	0						6
7	0	0	0	1	0	0						7
8	0	0	0	1	0	0						8
9	0	0	0	1	0	0						9
10	0	0	0	1	0	0						10
11	0	1	0	0	0	1						11
12	0	1	0	0	0	1						12
13	0	1	0	0	0	1						13
14	1	0	0	0	1	0						14
15	1	0	0	0	1	0						15
16	1	0	0	0	1	0						16
17	1	0	0	0	1	0						17
18	1	0	0	0	1	0						18
19	2	0	0	0	2	0						19
20	2	0	0	0	2	0						20
56	0	2	0	0	0	2						56
90	0	3	0	0	0	3						90

For each additional function added to a video entry panel, consider that the recess-mounting box and the frame will need an extra space for an additional module.

number of calls	ADDITIONAL FUNCTIONS (OPTIONAL)				DISTRIBUTOR VIDEO	RECEIVERS
						AS CHOSEN
	MTMRFID MTMFRFID Module + front-piece RFID	**MTMNA MTMFNA** Module + access control front	**MTMBFVS MTMFBF** Hearing-impaired module + front-piece	**MTMMI MTMFMI** Module + data front-piece	**XDV/304*** Four-output video splitter	
	60020250 60020260	60020380 60020910	60020390 60020920	60020290 60020300	62821300	
up to 98	For each additional function added to a video entry panel, consider that the recess-mounting box and the frame will need an extra space for an additional module.				up to 25	up to 98
98 +P**					up to 25	up to 98

RECEIVERS

Upgrade your system with one of our monitors.

AGATA

62100370 *AGATA VC*
62100380 *AGATA VC/B*
62100430 *AGATA VC BF*
62100440 *AGATA VC/B BF*

PERLA

62100190 *PEV NF*
62100240 *PEV NF BF*
62100180 *PEV BI*
62100230 *PEV BI BF*

OPALE

62100260 *OPALE W BLACK*
62100280 *OPALE BLACK*
62100250 *OPALE W WHITE*
62100270 *OPALE WHITE*

FUTURA



62100530 *FUTURA X1 BK*
62100550 *FUTURA X2 BK*
62100520 *FUTURA X1 WH*
62100540 *FUTURA X2 WH*

VIDEO COMPOSITION TABLE IP360

number of calls	VIDEO MODULE	CALLS MODULE	FRONT PIECES			BUTTONS				RECESS-MOUNTING BOX	
	MTMV/IP Audio/video module for the IP360	**MTM8C** Eight-button module	**MTMFV0P** Blind audio front-piece	**MTMFV1P** One-button video front-piece	**MTMFV2P** Two-button video front-piece	**MTMF2P** Two-button front-piece	**MTMF3P** Three-button front-piece	**MTMF4P** Four-button front-piece	**MTMF8P** Eight-button front-piece	**MTMSI1M** One-module recess-mounting box	**MTMSI2M** Two-module recess-mounting box
	62030010	60020030	62030030	62030040	62030050	60020110	60020120	60020130	60020140	60020150	60020160
1	1	0	0	1	0	0	0	0	0	1	0
2	1	0	0	0	1	0	0	0	0	1	0
3	1	1	1	0	0	0	1	0	0	0	1
4	1	1	1	0	0	0	0	1	0	0	1
5	1	1	0	1	0	0	0	1	0	0	1
6	1	1	1	0	0	0	0	0	1	0	1
7	1	1	1	0	0	0	0	0	1	0	1
8	1	1	1	0	0	0	0	0	1	0	1
9	1	1	0	0	1	0	0	0	1	0	1
10	1	1	0	0	1	0	0	0	1	0	1
11	1	3	1	0	0	0	1	2	0	0	0
12	1	3	1	0	0	0	0	3	0	0	0
13	1	3	0	1	0	0	0	3	0	0	0
14	1	2	1	0	0	0	0	0	2	0	0
15	1	2	1	0	0	0	0	0	2	0	0
16	1	2	1	0	0	0	0	0	2	0	0
17	1	2	0	0	1	0	0	0	2	0	0
18	1	2	0	0	1	0	0	0	2	0	0
19	1	5	1	0	0	0	1	4	0	0	0
20	1	5	1	0	0	0	0	5	0	0	0
56	1	7	1	0	0	0	0	0	7	0	0
90	1	11	0	0	1	0	0	0	11	0	0

The front panel is powered directly by a PoE switch or by the local power supply.

number of calls	AUDIO MODEL	KEYPAD MODULE	DISPLAY MODULE	FRONT PIECES					RECESS-MOUNTING BOX	FRAME + PLAQUE
	MTMA/01 Eye audio for X1 system	**MTMKB** Eye digital call keypad	**MTMDY** Display module	**MTMFA0P** Blind audio front-piece	**MTMFA1P** One-button audio front-piece	**MTMFA2P** Two-button audio front-piece	**MTMFKB** Keypad module front-piece	**MTMFDY** Display module front-piece	**MTMSI3M** Three-module recess-mounting box	**MTMTP3M** Three-module frame + plaque
	60020010	60020230	60020240	60020050	60020060	60020070	60020270	60020280	60020320	60020340
up to 7,200	1	1	1	1	0	0	1	1	1	1
up to 7,200 +P**	1	1	1	0	1	0	1	1	1	1

** P = porter

number of calls	RECESS - MOUNTING BOX		FRAME + PLAQUE				ADDITIONAL FUNCTIONS (OPTIONAL)				RECEIVERS
			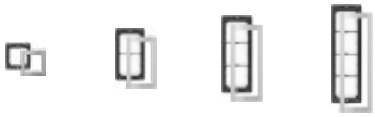								AS CHOSEN
	MTMSI3M Three-module recess-mounting box	**MTMSI4M** Four-module recess-mounting box	**MTMTP1M** One-module frame + plaque	**MTMTP2M** Two-module frame + plaque	**MTMTP3M** Three-module frame + plaque	**MTMTP4M** Four-module frame + plaque	**MTMRFID MTMFRFID** Module + front-piece RFID	**MTMNA MTMFNA** Access-control module + front-piece	**MTMBFVS MTMFBF** Hearing-impaired module + front-piece	**MTMMI MTMFMI** Module + data front-piece	
	60020320	60020330	60020170	60020180	60020340	60020350	60020250 60020260	60020380 60020910	60020390 60020920	60020290 60020300	
1	0	0	1	0	0	0					1
2	0	0	1	0	0	0					2
3	0	0	0	1	0	0					3
4	0	0	0	1	0	0					4
5	0	0	0	1	0	0					5
6	0	0	0	1	0	0					6
7	0	0	0	1	0	0					7
8	0	0	0	1	0	0					8
9	0	0	0	1	0	0					9
10	0	0	0	1	0	0					10
11	0	1	0	0	0	1					11
12	0	1	0	0	0	1					12
13	0	1	0	0	0	1					13
14	1	0	0	0	1	0					14
15	1	0	0	0	1	0					15
16	1	0	0	0	1	0					16
17	1	0	0	0	1	0					17
18	1	0	0	0	1	0					18
19	2	0	0	0	2	0					19
20	2	0	0	0	2	0					20
56	0	2	0	0	0	2					56
90	0	3	0	0	0	3					90

For each additional function added to a video entry panel, consider that the recess-mounting box and the frame will need an extra space for an additional module.

number of calls	ADDITIONAL FUNCTIONS (OPTIONAL)				RECEIVERS
					AS CHOSEN
	MTMRFID MTMFRFID Module + front-piece RFID	**MTMNA MTMFNA** Module + access control front	**MTMBFVS MTMFBF** Hearing-impaired module + front-piece	**MTMMI MTMFMI** Module + data front-piece	
	60020250 60020260	60020380 60020910	60020390 60020920	60020290 60020300	
up to 7,200	For each additional function added to a video entry panel, consider that the recess-mounting box and the frame will need an extra space for an additional module.				up to 7,200
up to 7,200 +P**					up to 7,200

RECEIVERS

Upgrade your system with one of our monitors.

FUTURA IP

62100570
FUTURA IP BK

62100560
FUTURA IP WH

NOTES

NOTES

TERMS AND CONDITIONS

General conditions of sale of CAME BPT UK Ltd

1. INTERPRETATION
"Buyer" means the person firm or company who buys or agrees to buy the Goods from the Seller;
"Buyer's Premises" means the Buyer's premises detailed on the quotation given by the Seller to the Buyer in respect of the Goods;
"Delivery Date" means the date specified by the Seller when the Goods are to be delivered;
"Conditions" means these terms and conditions of sale;
"Contract" means the contract for the sale by the Seller and purchase by the Buyer of Goods;
"Goods" means all goods supplied by the Seller to the Buyer pursuant to the Contract;
"Price" means the price of the Goods plus VAT plus Additional Charges as referred to in Conditions 6.3 and 4.8;
"Seller" means CAME BPT UK Ltd, whose registered office is: Liberta House, Maxted Road, Hemel Hempstead.HP2 7DX
"Surcharge" means the sum of £10.00 (ten pounds);
"Wasted Time Rate" means the charge for wasted time at the Seller's standard rate for wasted time of £1 (one pound) per minute up to and including 30 (thirty) minutes and thereafter
at a charge of £2 (two pounds) per minute, or such other charge as notified to the Buyer from time to time;
"Writing" includes facsimile transmission but excludes writing on the screen of a visual display unit or other similar device.

2. BASIS OF SALE
2.1 These Conditions shall apply to the sale by the Seller of all Goods purchased by the Buyer and these Conditions shall govern the contract to the exclusion of any other terms and conditions introduced or submitted by the Buyer.
2.2 No variation of these Conditions may be given by any of the Seller's employees unless confirmed in writing by an authorised director of the Seller and no collateral or supplemental contract may be made or construed unless confirmed in writing by an authorised director of the Seller on the Seller's official stationery.
Any tenders or quotations submitted to the Buyer shall remain valid for the period stated therein, but if no period is specified such tenders and quotations shall be valid for [30] days from the date thereof. All tenders and quotations shall be subject to these Conditions. Any tenders or quotations will not constitute an offer and the Contract shall be made when the Seller acknowledges the order placed by the Buyer in writing and not before. Where the Seller acknowledges or confirms the details of the Contract in writing, the Buyer shall be under a duty to bring any discrepancies to the Seller's notice immediately, and if the Buyer fails to do so, the Buyer shall, if the Seller so elects, be bound by the details contained mentioned or referred to in the written confirmation of the Contract.
Any typographical, clerical or other error or omission in any sales literature, quotation, price list, acceptance of offer, invoice or other documentation or information issued by the Seller shall be subject to correction without any liability on the part of the Seller.
The Seller's employees or agents are not authorised to make any representations concerning the Goods unless confirmed by an authorised director of the Seller in writing. In entering into the Contract the Buyer acknowledges that it does not rely on any such representations which are not so confirmed, save that nothing in these Conditions shall exclude the Sellers liability for fraudulent misrepresentation. No order which has been accepted by the Seller may be cancelled by the Buyer except with the agreement in writing of the Seller and on terms that the Buyer shall indemnify the Seller in full against all loss (including loss of profit), costs (including the cost of all labour and materials used), damages, charges and expenses incurred by the Seller as a result of cancellation.
2.9 The Seller reserves the right to make any changes to the Goods:-
2.9.1 Which are required so that the Goods conform with any applicable statutory or EU requirement; or
2.9.2 Where such changes to the Goods do not materially affect the quality or performance of the Goods.

3. SAFETY
Any Goods supplied by the Seller must be handled correctly. The Buyer must ensure that all appropriate safety precautions are taken and that its staff is aware of and comply with all storage and usage instructions.

4. DELIVERY
4.1 Unless otherwise agreed by the Seller in writing, delivery shall take place at the Buyer's Premises. The Seller shall reasonably endeavour to deliver the Goods to the Buyer's Premises or such other address as may be agreed between the parties in writing on the date indicated by the Seller or the date agreed between the parties, but the time of delivery or performance shall not be of the essence and if despite those endeavours, the Seller is unable for any reason to fulfill any delivery of the Goods on the date so indicated, the Seller shall not be deemed to be in breach of contract or have any liability to the Buyer.
The Seller shall notify the Buyer when the Goods are ready for delivery. In the event that the Buyer shall not be able to take delivery of the Goods within [10] working days from the date of receipt of such notification, the Seller shall be entitled, but not obliged, to arrange storage of the Goods until actual delivery and charge the Buyer for the reasonable costs (including insurance) of storage.
The Buyer shall provide the Seller with clear delivery instructions in the event that the Seller agrees to deliver the Goods to any point other than the Seller's premises. Upon delivery the Buyer will sign a delivery note which will be conclusive evidence that delivery of the Goods has been made.
4.5 The Seller shall have the right to deliver any Goods ordered in installments.
4.6 Failure by the Seller to deliver any one or more of the installments in accordance with these Conditions or any claim by the Buyer in respect of the Goods delivered in any one or more installments shall not entitle the Buyer either to treat the Contract as a whole as repudiated or to reject or refuse to take delivery of any of the Goods delivered in any other Installment.
4.7 If the Seller fails to deliver the Goods (or any installment thereof) for any reason other than any cause beyond the Seller's reasonable control or the Buyer's fault, and the Seller is accordingly liable to the Buyer, the Seller's liability shall be limited to the excess (if any) of the cost to the Buyer (in the cheapest available market) of similar goods to replace those not delivered over the Price of the Goods.
4.8 The Buyer shall be ready to accept delivery on the agreed Delivery Date and unless the Seller agrees otherwise, the Seller shall unload the Goods. The Buyer shall ensure that at least one representative is available to assist the Seller during the unloading of the Goods and the Buyer shall be charged the Wasted Time Rate and any other expenses incurred by the Seller ("Additional Charges") for:-
4.8.1 Wasted time for any delay;

4.8.2 Each repeat delivery where the Seller or Seller's carrier leaves the delivery point and subsequently returns to the delivery point with the Goods as a result of the Buyer's inability or unwillingness to accept delivery and/or delay in unloading the Goods and/or the Buyer's failure to provide a representative to assist the Seller in the unloading of the Goods.
4.9 The Buyer shall notify any loss of or damage to the Goods in writing to the Seller and to the carriers (if applicable) within 3 days of the Delivery Date in respect of any damage of the Goods and within 10 days of the Delivery Date in respect of any loss of the Goods, which will enable the Seller to comply with the carrier's conditions affecting such loss or damage. Where Goods are delivered by carrier, unless the Goods are checked on receipt, the carrier's documentation shall be endorsed "unexamined".
4.10 If the Buyer fails to take delivery of the Goods (otherwise than by reason of the Seller's fault) or fails to give the Seller adequate instructions for delivery then, without prejudice to any other right or remedy available to the Seller, the Seller may:-
4.10.1 Store the Goods until actual delivery and charge the Buyer for the reasonable costs (including insurance) of storage and the Goods shall remain in all aspects at the Buyer's risk; or
4.10.2 Sell the Goods at the best price readily obtainable and (after deducting all reasonable storage and selling expenses) charge the Buyer for any shortfall below the Price under the contract; be entitled to full payment in respect of the Goods refused; without prejudice to any right on the Seller's part to damages or payment in respect thereof, the Seller shall be entitled to cancel any further consignments under the contract.
4.10.3 CAME BPT reserves the right to charge carriage on all deliveries. Charge out rates may vary depending on order value, shipment size, weight, delivery timescales and shipment location.
4.10.4 Returned goods save as provided in and subject to the provisions in sub-clause 4.9 and 9.2 will attract a 10% handling charge and must be accompanied by a copy of the original sales invoice and will only be accepted if returned within 30 days from the date of delivery and In perfect unused condition.

5. RISK
Risk of damage to or loss of the Goods shall pass to the Buyer at the time of delivery, or if the Buyer wrongfully fails to take delivery, the time when the Seller has tendered delivery of the Goods.

6. PRICE
6.1 The Price for the Goods shall be the price specified by the Seller in the quotation and unless otherwise stated prices are quoted:-
6.1.1 Exclusive of Value Added Tax (which the Buyer shall be additionally liable to pay to the Seller); and
6.1.2 On an Ex-Works basis.
6.2 Where the Seller is required to deliver the Goods on any basis other than ExWorks unless any specific fee or charge is agreed by the Buyer with the Seller, the Seller reserves the right to charge a reasonable fee to the Buyer for the cost of any carriage and/or other expenses incurred by the Seller in relation to the delivery of the Goods ("Additional Charges").
6.3 The Buyer shall bear all additional costs incurred by the Seller on account of any materials or designs supplied by the Buyer requiring any additional process not taken into account in determining the Price.

7. PAYMENT TERMS
7.1 The payment terms in this Condition apply save to the extent that they are inconsistent with any specific payment terms agreed in writing between the Seller and the Buyer.
7.2 The Buyer shall pay the Price of the Goods and any Additional Charges in accordance with the payment terms set out on the quotation.
7.3 The Seller shall be entitled to invoice the Buyer for the Price of the Goods on or at any time before dispatch of the Goods or any installment thereof.
7.4 The Buyer shall make payment for the Price of the Goods in Euros, unless agreed otherwise in writing. Any payment received by the Seller in any other currency will not be deemed to be payment for the Goods in question.
7.5 Where the Buyer makes payment for the Goods by cheque the Seller reserves the right to charge a Surcharge in the event that any cheque rendered in payment of the Sellers invoice is initially refused.
7.6 Unless the Seller agrees that Condition 7.7 shall apply the Buyer shall pay each invoice from the Seller on demand.
7.7 Where the Seller agrees that this Condition 7.7 shall apply the Buyer shall pay each invoice from the Seller within 30 days of the date the Seller's invoice is issued.
7.8 In the event that the Buyer fails to pay any invoice from the Seller by the due date, all invoices issued to the Buyer by the Seller in respect of any goods sold or supplied pursuant to any other contract shall immediately fall due for payment and any credit offered or extended by the Seller to the Buyer in respect of the same shall be cancelled forthwith.
7.9 The Seller's invoices shall be payable in accordance with these Conditions, notwithstanding that delivery may not have taken place and the property in the Goods may not have passed to the Buyer. The time of payment of the Seller's invoices shall be of the essence of the Contract.
7.10 If the Buyer fails to make payment on the due date then, without prejudice to any other right or remedy available to the Seller: -
7.10.1 The Seller shall be entitled to charge the Buyer interest (both before and after any judgment) on the amount unpaid, at the rate of 3% per annum above the Seller's bankers base rate current from time to time; and
7.10.2 The Seller shall be entitled to withhold delivery of any Goods agreed to be sold by the Seller to the Buyer or any installment thereof (being the subject of the contract or any other contract) until the overdue payment is made in full.

TERMS AND CONDITIONS

8. TITLE
8.1 Notwithstanding delivery and the passing of risk in the Goods, or any other provision of these Conditions, title in the Goods shall not pass to the Buyer until the Seller has received in cash or cleared funds payment in full of the Price of the Goods and all other goods agreed to be sold by the Seller to the Buyer for which payment is then due.
8.2 Until such time as title in the Goods passes to the Buyer, the Buyer shall hold the Goods as the Seller's fiduciary agent and bailee, and shall keep the Goods separate from those of the Buyer and third parties and properly stored, protected and insured and identified as the Seller's property, but shall be entitled to resell or use the Goods in the ordinary course of its business.
8.3 Until such time as the title in the Goods passes to the Buyer, the Seller shall be entitled at any time to require the Buyer to deliver up the Goods to the Seller and if the Buyer fails to do so forthwith, to enter upon any premises of the Buyer or said party where the Goods are stored and mark identify and repossess the Goods.
8.4 The Buyer shall not be entitled to pledge or in any way charge by way of security for any indebtedness any of the Goods which remain the property of the Seller, but if the Buyer does so all monies owing by the Buyer to the Seller shall (without prejudice to any other right or remedy of the Seller) forthwith become due and payable.

9. WARRANTIES AND LIABILITY
9.1 Subject to the Conditions set out below and clause 10.2 subject to the proviso that the Seller shall be under no liability arising from failure to follow the Seller's or the manufacturer's instructions (whether oral or in writing), inappropriate storage, improper use, inadequate maintenance or misuse of the Goods, the Seller warrants that:-
9.1.1 The Goods will correspond with the Seller's specification for them on delivery;
9.1.2 Save as provided in and subject to the provisions in sub-clause 9.1.4 below (unless otherwise agreed between the parties) the Goods manufactured by CAME Group of Companies, will be free from material defects for 3 years from the Delivery Date:
9.1.3 Where the seller is supplying goods from other manufacturers; their standard recommended warranty will apply.
9.1.4 This warranty does not cover wear items that are listed in the Operations Guide Relating to the Goods.

9.2 The Buyer shall be under a duty to inspect the Goods in accordance with the provision of clause 4.9. In the event of any patent defect the Buyer shall inform the Seller of such defect immediately on discovery but in any event within [14 days] of delivery. In the event of a latent defect being discovered, the Buyer shall inform the Seller of such defect immediately on discovery of the same. Any claim for breach of warranty by the Buyer shall not be accepted by the Seller unless the Buyer notifies the Seller in writing of the nature of the claim within the time limit specified within this Condition.
9.3 The Seller shall not be liable for any defect in the specification or performance of the Goods if such defect is due to inaccurate or insufficient information instructions or drawings being supplied to the Seller by the Buyer (or agent/employee/representative thereof) at the request of the Seller or otherwise.
9.4 Any warranty given in these Conditions shall not apply to any modification and/or repair carried out to the Goods without the Seller's prior approval in writing.
9.5 Subject as expressly provided in these Conditions, all warranties conditions or other terms implied by statute or common law are excluded to the fullest extent permitted by law.
9.6 The Buyer shall not be entitled to reject the Goods where the alleged defect or breach of contract is so slight that it would be unreasonable for the Buyer to reject the Goods.
9.7 Where any valid claim in respect of the Goods is made by the Buyer the Seller shall be entitled to replace or repair the Goods (or the part in question), at the Seller's sole discretion, refund to the Buyer the price of the relevant Goods (or a proportionate part of the price for the relevant Goods), and the Seller shall have no further liability to the Buyer. The Buyer acknowledges that any such valid claim is to be assessed and resolved in accordance with this Condition by the Seller working in conjunction with the CAME GROUP of companies and the original equipment manufacturers.
9.8 The Seller's liability in connection with the sale of the Goods and the provision of the Services to the Buyer shall be as follows:-
9.8.1 In respect of death or personal injury, the Seller's liability shall be unlimited;
9.8.2 In respect of physical damage to or loss of the Buyer's tangible property to the extent that it results from the willful default or negligence of the Seller, its employees, agents or contractors the Seller's liability shall be limited to an amount of £5 million in respect of each incident or series of connected incidents;

9.8.3 In respect of all other direct loss (whether in contract, tort, or otherwise) the Seller's liability shall not exceed £5 million; and
9.8.4 In respect of any loss goodwill or for any type of consequential, special or indirect loss or damage the Seller's liability shall be nil.
9.9 The Seller shall not be liable to the Buyer nor be deemed to be in breach of contract by reason of any delay in performing, or any failure to perform, any of the Seller's obligations in relation to the contract if the delay or failure was due to any cause beyond the Seller's reasonable control. The following shall (without limitation), be regarded as cause beyond the Seller's reasonable control:-
9.9.1 Act of God, explosion, flood, tempest, fire or accident;
9.9.2 War or threat of war, sabotage, insurrection, terrorism, civil disturbance or requisition;
9.9.3 Acts, restrictions, regulations, bye-laws, prohibitions or measures of any kind on the part of any governmental, parliamentary or local authority;
9.9.4 Import or export regulations or embargoes;
9.9.5 Strikes, lock-outs or other industrial actions or trade disputes (whether involving employees of the Seller or of a third party);
9.9.6 Difficulties in obtaining raw materials, labour, fuel, parts or machinery;
9.9.7 Power failure or breakdown in machinery.

10. SPECIFICATIONS AND INSTRUCTIONS
10.1 Unless the Seller agrees otherwise, only the specifications referred to in the quotation shall form part of the Contract.
10.2 The Seller reserves the right subject to giving prior written notice to the Buyer to modify the said specifications where the Goods cannot in the opinion of the Seller be manufactured according to the said specifications and the Buyer agrees to accept the Goods as manufactured according to the specifications so modified in satisfaction of the Sellers obligations as to manufacture of the Goods under the Contract.

11. INTELLECTUAL PROPERTY
11.1 All specifications, drawings, designs and technical description, and all Information and "know-how" whatsoever supplied by the Seller to the Buyer is as between the Seller and the Buyer the Seller's copyright and property and shall at all times be treated by the Buyer as confidential and shall not without the prior written consent of the Seller be used by the Buyer except for the purposes of the Contract.
11.2 The Buyer will indemnify the Seller against all actions claims demands costs charges, penalties, royalties and expenses arising directly or indirectly or incurred by reason of any infringement or alleged infringement of or any right attributable to any letters patent, registered design trade mark, trade name, copyright or proprietary right arising from the use of any instructions, specifications or designs whether express or implied supplied by the Buyer to the Seller.

12. INSOLVENCY OF BUYER
12.1 This Condition applies if: -
12.1.1 The Buyer makes any voluntary arrangement with its creditors or (being an individual or firm) becomes bankrupt or (being a company) becomes subject to an administration order or goes into liquidation (otherwise than for the purposes of amalgamation or reconstruction); or

12.1.2 An encumbrancer takes possession or a receiver is appointed, of any of the property or assets of the Buyer; or
12.1.3 The Buyer ceases, or threatens to cease, to carry on business; or
12.1.4 The Seller reasonably apprehends that any of the events mentioned above is about to occur in relation to the Buyer and notifies the Buyer accordingly.
12.2 If this Condition applies then, without prejudice to any other right or remedy available to the Seller, the Seller shall be entitled to cancel the contract and suspend any further deliveries under the contract without any liability to the Buyer, and if the Goods have been delivered but not paid for, all of the Seller's outstanding invoices to the Buyer become immediately due and payable notwithstanding any previous agreement or arrangement to the contrary.

13. GENERAL
13.1 Any notice required or permitted to be given by either party to the other under these Conditions shall be in writing addressed to that other party at his registered office or principal place of business or such other address as may at the relevant time have been notified pursuant to this provision to the party giving the notice.
13.2 If any provision of these Conditions is held by any competent authority to be invalid or unenforceable in whole or in part the validity of the other provisions of these Conditions shall remain in full force and effect.
13.3 No waiver by the Seller of any breach of the contract by the Buyer shall be considered as a waiver of any subsequent breach of the same or any other provision.
13.4 A person who is not a party to the contract has no rights under the Contracts (Rights of Third Parties) Act 1999 to enforce any term of these Conditions but this does not affect any right or remedy of a third party which exists or is available apart from that Act).
13.5 These Conditions constitute the entire contract between the parties to the extent that the subject matter is dealt with herein and may only be varied or modified in writing under the hands of the parties or their authorised representatives.
13.6 The contract shall be governed by the laws of England, and the Buyer agrees to submit to The non-exclusive jurisdiction of the English courts.

CAME BPT

CAME BPT - South
Liberta House,
Maxted Road,
Maylands Industrial Estate,
Hemel Hempstead,
HP2 7DX
Tel. 01442 230 800
Fax. 01442 244 729

CAME BPT - Midlands
1B Sills Road,
Willow Farm Business Park,
Castle Donington,
Derby,
DE74 2US
Tel. 0115 921 0430
Fax. 0115 921 0431

CAME BPT - Ireland
Unit 9,
The Westway Centre,
Ballymount,
Dublin 12,
Ireland
Tel. 01 450 7442
Fax. 01 450 7451

CAME BPT

www.came.com/uk

Came S.p.A.

Via Martiri della Libertà, 15
31030 Dosson di Casier
Treviso - Italy

© CAME BPT – MTM16052017
YOU MAY NOT EVEN PARTIALLY REPRODUCE THIS DOCUMENT
CAME RESERVES THE RIGHT TO MAKE ANY CHANGES
TO THIS DOCUMENT AT ANY TIME