

GENERAL NOTES

All dimensions, levels, sizes, positions and locations of particulars as indicated on drawings are to be verified by the appointed Contractor on site prior to engaging in works.

Any discrepancies must be reported to the Architect/Surveyor/Engineer or responsible person/s immediately.

No dimension to be scaled from the drawings for construction purposes unless otherwise indicated. All work is to comply with current Building Regulations.

Party Wall etc. Act 1996 would apply and contractor is to ensure that no work is commenced until this formality is completed.

The sole purpose of this drawing is the procurement of Planning Permission and Building Regulation approval and work is NOT to commence before such approvals.

Where this drawing is used for the works, contractor should request at the time of tender, from the tenderer, full specification and schedule of work. To avoid any disputes, this schedule of works in conjunction with the drawings would be used to resolve matters.

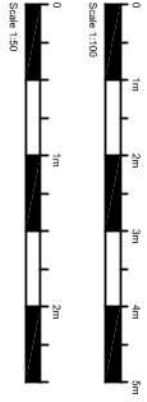
Contractor to assure and satisfy himself that necessary Planning permission and Building Regulations are approved before tendering or commencement of works.

The competent person is to send to the local authority via the scheme provider) a self-certification certificate within 30 days of the electrical works' completion. The client must receive both a copy of the self certificate and a BS7671 Electrical Installation Test Certificate. (Reg. P1)

The Gas and boiler installations will be carried out by a suitably qualified CORGI registered gas engineer or equal approved.

The Contractor is responsible for ensuring compliance with the CDM Regulations, and appropriate Health & Safety on site precautions.

PLANNING ISSUE



REVISION	NO.	DESCRIPTION	BY	DATE
1	1	ISSUED FOR TENDER	SD	18.01.2020
2	2	FOR APPROVAL	SD	18.01.2020

**SHOH AINUM LTD**  
Architectural and interior design services

33 Lloyd Road  
Pinner  
H45 8TF

Mr. 0944.5795433342  
www.shohainum.co.uk  
email: dani@shohainum.co.uk

PROJECT  
37 VICTORIA ROAD  
RUSLIP  
H44 9AB

DRAWING TITLE  
EXISTING AND PROPOSED GROUND  
FLOOR PLAN

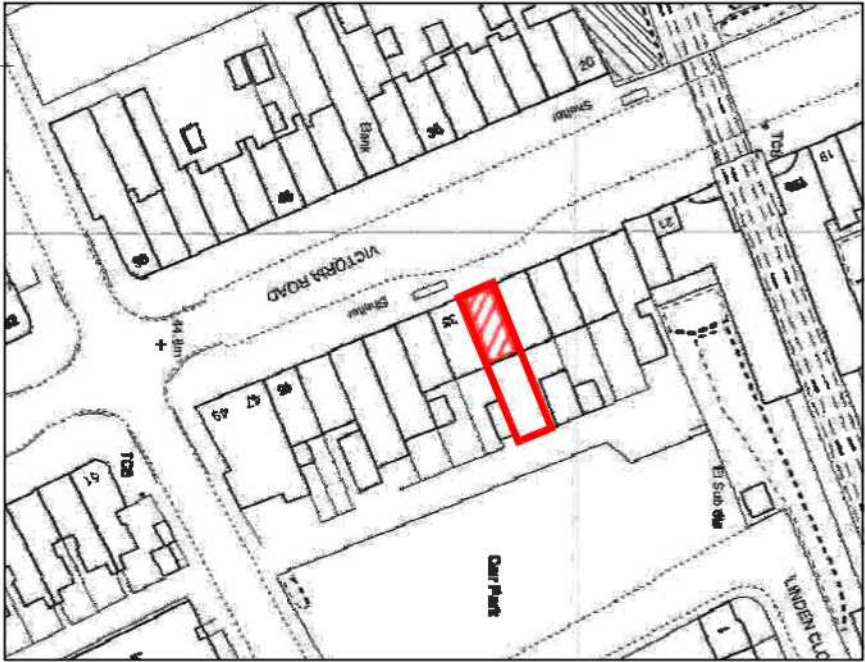
DATE  
18.01.2020

SCALE  
1:100 @ A3

DESIGNED BY  
SD

DRAWING NO.  
SD1875(P)11-B

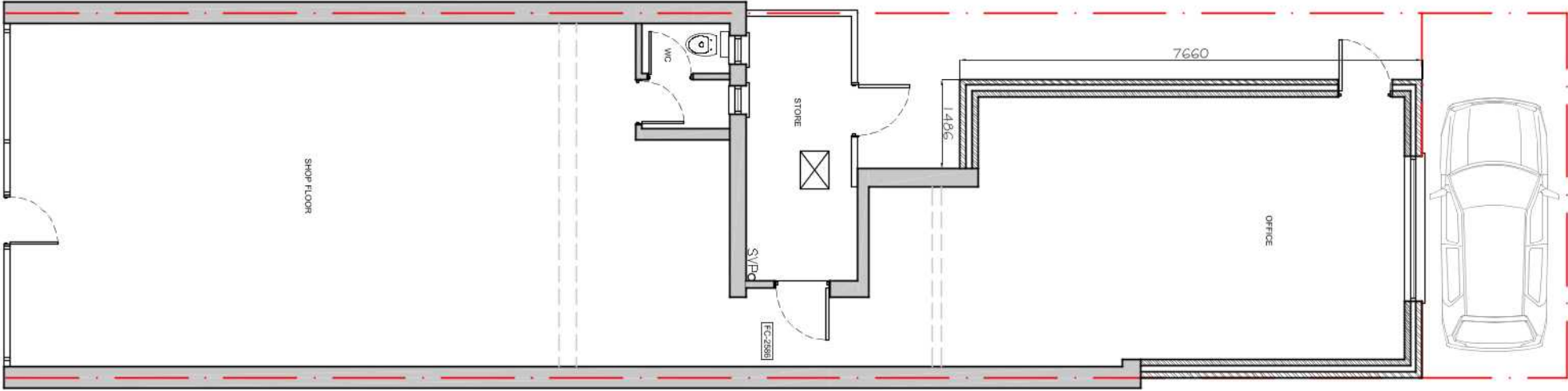
REVISION



SITE PLAN  
SCALE 1:1250



PROPOSED GROUND FLOOR PLAN  
SCALE 1:100



EXISTING GROUND FLOOR PLAN  
SCALE 1:100

